

2002 Sportster Models Parts Catalog

Alphabetical List

Parts

Hardware List

New Parts List

Numerical Index

Component Types and Introduction Dates

Common Service Parts

READER'S COMMENTS

The Harley-Davidson Service Communications Department maintains a continuous effort to improve the quality and usefulness of its publications. To do this effectively, we need user feedback - your critical evaluation of this manual.

Please comment on the completeness, accuracy, organization, usability, and readability of this manual.

Please list the page, item, and part number(s) of any errors you find in this manual.

Please tell us how we can improve this manual.

Name	Document 99451-02C
Occupation	Dealership

GENERAL INFORMATION

THIS IS NOT AN ASSEMBLY MANUAL AND SHOULD NOT BE USED AS SUCH.

About this manual

This Parts Catalog has been prepared to make it easier for you to order parts for your motorcycles. The numbers shown in the illustrations correspond to the numbers in the "INDEX NO." column in the parts lists. Consult the illustrations when ordering parts to make sure that you receive all the required parts. The number in parentheses following the part description is the quantity needed for complete assembly. If there is no number in parentheses, only one is used. Prices of parts in this catalog are published separately.

When ordering parts, the following instructions should be followed carefully.

- Make sure to specify the correct part number for each item. The part numbers appear under the "PART NO." column in the parts lists.
- Orders may be placed via your computer for all parts. Review your system documentation on placing orders electronically. All non-warranty replacement crankcase orders require return of the complete left crankcase half with vehicle identification number (VIN). All non-warranty replacement frame orders require return of the steering neck with vehicle identification number (VIN). Non-compliance will result in a fine. See non-warranty frame and crankcase policy or contact Dealer Services.
- The sale or use of these parts or accessories does not grant the purchaser a license or other right under any Harley-Davidson patent.
- For all 2008 and later painted parts, refer to the Service Section of h-dnet.com which features a listing of painted part numbers, except CVO (Custom Vehicle Operations) models which are located in their own respective catalogs.
- All parts that were added for the new model year will have the entire line shaded on the parts list page. This can be used to identify any new parts that are unique to a specific model, and help distinguish new and previous model year parts.
- Parts marked "**RESTRICTED SALE PART**" are limited edition items and can only be ordered as direct replacements.
- Orientation symbols are used when the illustration is not in the standard "Right-Front" orientation. The

symbol is a motorcycle with an arrow in the front indicating the direction of view. The symbol is at the bottom left or right side of the illustration page.

- To request a missing or loose part, simply submit a Return Material Authorization (RMA) claim on h-dnet.com with code "T-part not included with vehicle" for all vehicle missing parts claims. Then place an order for the missing item on your next Parts and Accessories order. Upon filing the RMA claim, your dealership will be credited for the dealer net cost of the part. The Vehicle Identification Number must be included on the RMA claim in order for you to receive credit. This process is to be used for vehicles manufactured at all plants.

To the best knowledge of Harley-Davidson Motor Company, the material contained herein is accurate as of the date this publication was approved for printing. Harley-Davidson Motor Company reserves the right to change specifications, equipment or designs at any time without notice and without incurring obligation.

2018 TFD.

GENERAL INFORMATION

LOOSE PARTS

The Loose Parts section is located at the back of this parts catalog. This section lists the parts which are shipped unfastened with the vehicles covered in this catalog.

HARDWARE LIST

The Hardware List is located at the back of this parts catalog. This section contains the information for each piece of hardware found in each parts list.

NEW PARTS LIST

The New Parts List is located at the back of this parts catalog. This list serves as a summary of new parts.

NUMERICAL INDEX

The Numerical Index is located at the back of this parts catalog. This index includes all part numbers used in this catalog and the page numbers of where they can be found.

COMPONENT TYPES AND INTRODUCTION DATES

The Component Types and Introduction Dates section is located at the back of this parts catalog. This section contains a list of component part numbers and year of introduction.

COMMON SERVICE PARTS

The Common Service Parts section is located at the back of this parts catalog. This section contains the most commonly ordered parts for service on vehicles covered in this catalog. These parts are ordered through the normal ordering process.

IF (SERVICE INFORMATION PORTAL)

For the latest updates to these manuals, see the Service Information Portal.

VEHICLE IDENTIFICATION NUMBER

See Figure 1. A unique 17-digit serial, or vehicle identification number (VIN), is assigned to each motorcycle. For a description of each digit in the vehicle identification number (VIN), refer to Table 1.

For all models except V-Rod the full 17-digit serial, or vehicle identification number (VIN), is stamped on the right side of the frame backbone at the rear of the steering head. The vehicle identification number (VIN) is also printed on a label on the right front downtube. An abbreviated vehicle identification number (VIN) is stamped on the left side crankcase between the front and rear cylinders.

For V-Rod models only the full 17-digit serial, or vehicle identification number (VIN), is stamped on the right side of the steering head. The vehicle identification number (VIN) is also printed on a label on the left frame tube above the front engine cylinder. An abbreviated vehicle identification number (VIN) is stamped on the left side crankcase below the rear cylinder head.

Always give the full 17-digit vehicle identification number (VIN) when ordering parts or making any inquiry about your motorcycle.

002 SPORTSTER MODELS

VIN MODEL CODES

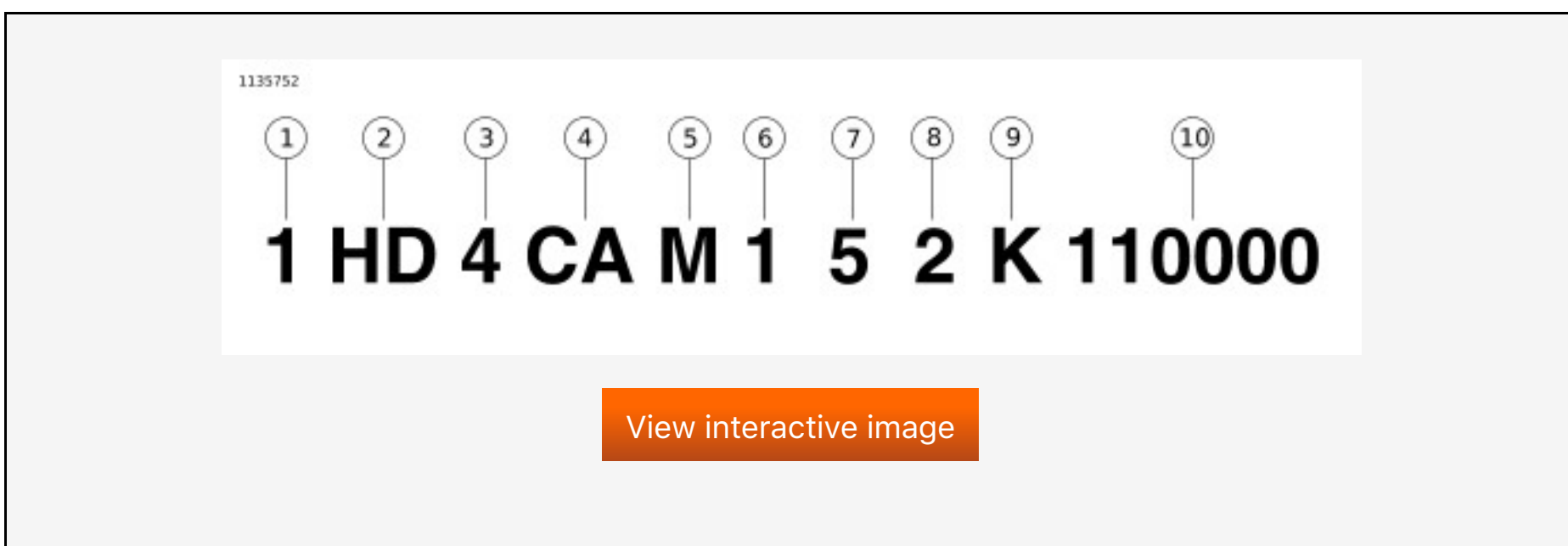


Figure 1. Typical Harley-Davidson VIN

Table 1. Harley-Davidson VIN Breakdown

POSITION	DESCRIPTION	POSSIBLE VALUES
1	Market designation	1=Domestic 5=International
2	Manufacturer	HD=Harley-Davidson
3	Motorcycle type	1=Heavyweight motorcycle (901cc and larger) 4=Middleweight motorcycle (351-900cc)
4	Model	See model table
5	Engine type	M=XLH 883cc P=XL 1200cc
6	Introduction date	1=Regular 2=Mid-year 3=California 4=Special Edition 5=Special Edition Cal. Only

7	V.I.N. check digit	Can be 0-9 or X
8	Model year	2=2002
9	Assembly plant	K=Kansas City, MO
10	Sequential number	varies

Table 2. VIN Model Codes

CODE	MODEL NAME
CA	XLH 883
CA	XLH 1200
CE	XLH 883 Hugger
CG	XL 1200 Custom
CH	XL 1200 Sport
CJ	XL 883 Custom
CK	XL 883 R

NOTES

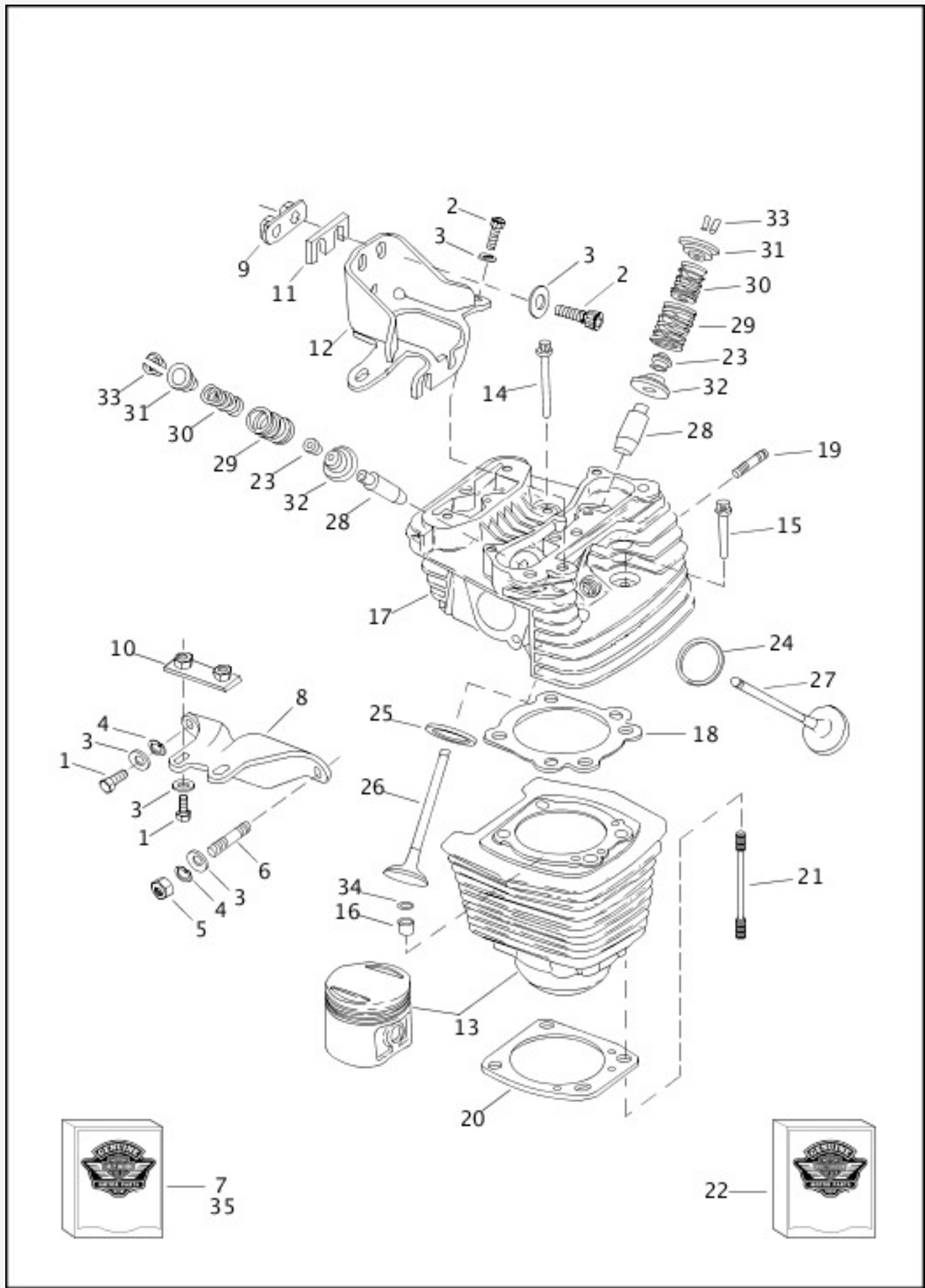
ACCESS DOOR & PRIMARY COVER
 AIR CLEANER & ENRICHENER
 ALTERNATOR & REGULATOR
 BATTERY
 BELT GUARD
 BELTS & SPROCKETS
 BRACKET, HORN
 BRACKET, LICENSE PLATE
 BRACKET, LOWER STEERING HEAD
 BRAKE DISC, FRONT (CAST WHEEL)
 BRAKE DISC, FRONT (LACED WHEEL)
 BRAKE DISC, REAR (CAST WHEEL)
 BRAKE DISC, REAR (LACED WHEEL)
 BRAKE LINE, REAR
 BRAKE LINES, FRONT
 CABLE, CLUTCH CONTROL
 CALIFORNIA EVAPORATIVE EMISSIONS KIT
 CALIPER, FRONT
 CALIPER, REAR
 CAMSHAFT BUSHINGS
 CAMSHAFT GEARS
 CARBURETOR (1 OF 2)

CARBURETOR (2 OF 2)
CHAIN, PRIMARY
CLUTCH
CLUTCH CONTROL
COVERS, ROCKER ARM
CRANKCASE (1 OF 2)
CRANKCASE (2 OF 2)
CYLINDER, HEAD AND VALVES - V²™ EVOLUTION (1 OF 2)
CYLINDER, HEAD AND VALVES - V²™ EVOLUTION (2 OF 2)
DECALS, FUEL TANK
ELECTRONIC IGNITION SYSTEM
ELECTRONIC IGNITION SYSTEM - 1200 SPORT
EXHAUST SYSTEM
EXHAUST SYSTEM - 883R
FENDER, FRONT
FILTER, FUEL
FILTER, OIL
FOOTRESTS
FRAME, REAR FORK, & JIFFY STAND
FRONT BRAKE CALIPER
FRONT BRAKE CONTROL
FRONT FENDER
FRONT FORK
FRONT FORK - 1200 SPORT
FRONT WHEEL - CAST
FRONT WHEEL - LACED
FUEL TANK
FUEL TANK TRIM
GASKET KIT, ROCKER COVERS
GASKET KITS
GEARCASE & COVER
GEARS, TRANSMISSION
HAND LEVER, CLUTCH CONTROL
HANDLEBAR & THROTTLE CONTROL
HANDLEBAR AND THROTTLE CONTROL - 883/1200 CUSTOM
HANDLEBAR SWITCHES
HEADLAMP & MIRROR (1 OF 2)
HEADLAMP & MIRROR (2 OF 2)
HORN
INDICATOR LAMPS - 883/1200 CUSTOM
INDICATOR LAMPS
INTAKE MANIFOLD
LOCKSET
MAIN WIRING HARNESS (1 OF 2)
MAIN WIRING HARNESS (2 OF 2)
MAIN WIRING HARNESS - 1200 SPORT (1 OF 2)
MAIN WIRING HARNESS - 1200 SPORT (2 OF 2)
MAIN WIRING HARNESS - 883/1200 CUSTOM (1 OF 2)
MAIN WIRING HARNESS - 883/1200 CUSTOM (2 OF 2)
MASTER CYLINDER W/ HAND LEVER, FRONT
MASTER CYLINDER, W/ BRAKE PEDAL (REAR)

MEDALLION, FUEL TANK
OIL PUMP
OIL PUMP DRIVE GEAR
OIL TANK & FILTER
PISTONS, CONNECTING RODS AND FLYWHEELS
PUMP, OIL
PUSH RODS & COVERS
REAR BRAKE CALIPER
REAR BRAKE CONTROL
REAR BRAKE CONTROL - 883/1200 CUSTOM
REAR FENDER & BELT GUARDS (1 OF 2)
REAR FENDER & BELT GUARDS (2 OF 2)
REAR FORK
REAR WHEEL - CAST
REAR WHEEL - LACED
REFLECTORS, FRONT FORK
ROCKER ARMS, COVERS & PUSH RODS
ROTOR, IGNITION
SEATS
SHIFTER
SHIFTER - 883/1200 CUSTOM
SHOCK ABSORBERS
SIDE COVER, OIL TANK
SPARK PLUGS
SPEEDOMETER & TACHOMETER
SPEEDOMETER - 883/1200 CUSTOM
SPROCKETS
SPROCKETS
SPROCKETS
STARTER MOTOR
STEERING HEAD BRACKET ASSEMBLY
SWITCH, OIL PRESSURE
SWITCHES AND CIRCUIT BREAKERS
SWITCHES, HANDLEBAR
TAIL LAMP
TIMER COVER
TRANSMISSION BEARINGS
TRANSMISSION GEARS
TRAY, BATTERY
TURN SIGNALS

Parts

CYLINDER, HEAD AND VALVES - V²™ EVOLUTION (1 OF 2)



[View interactive image](#)

[View interactive table](#)

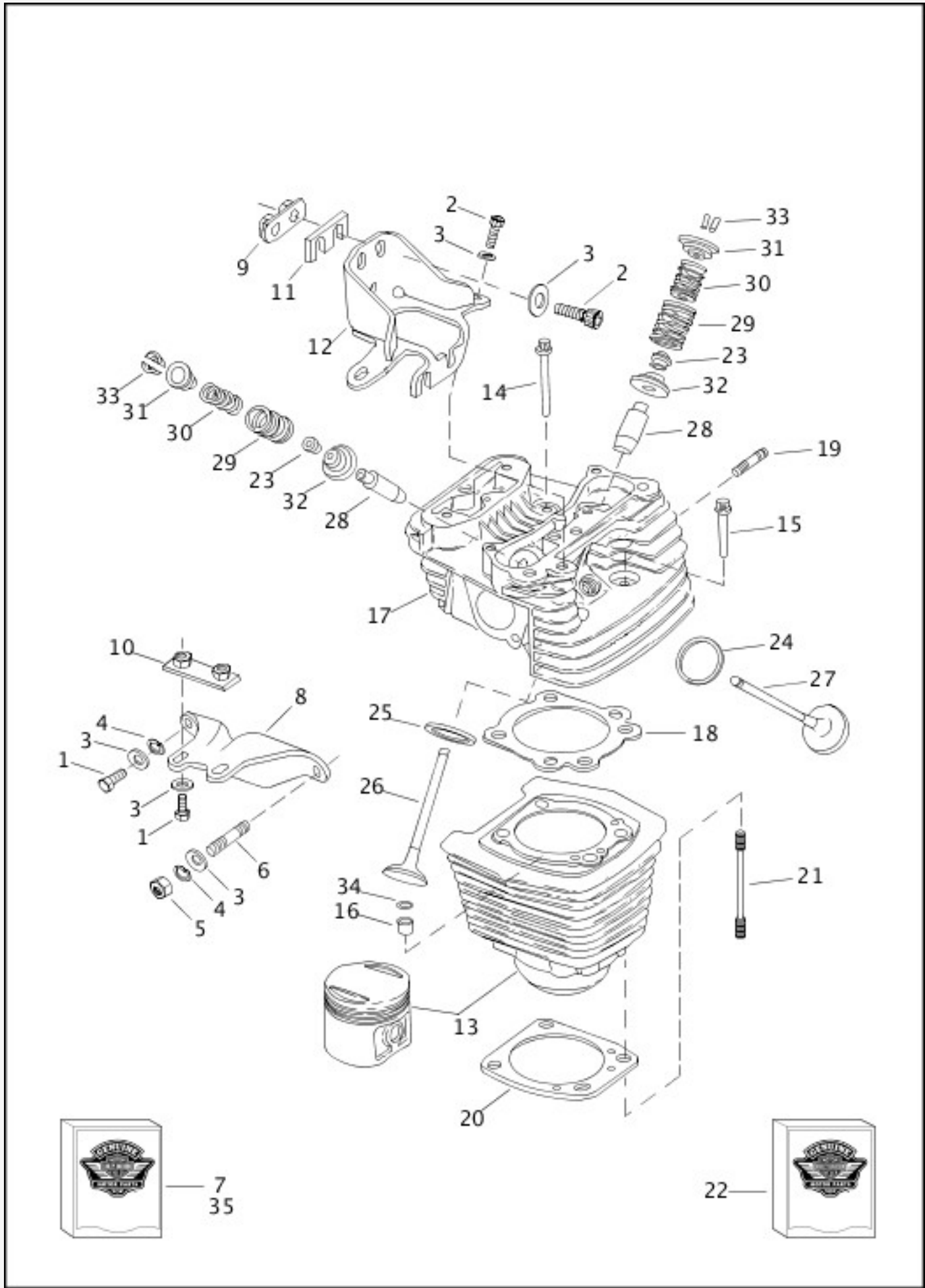
INDEX NO.	PART NO.	DESCRIPTION	MODEL(S)
1	4716W	SCREW (3)	ALL
2	4748	SCREW (4)	ALL

3	6701	WASHER (8)	ALL
4	7038	LOCKWASHER (2)	ALL
5	7861	NUT	ALL
6	11727A	STUD, left front	ALL
7	16051-02	ENGINE ASSEMBLY, complete, 1200cc	XL1200
	16052-02	ENGINE ASSEMBLY, complete, 883cc	XL883
	16054-02	ENGINE ASSEMBLY, complete, 1200cc (California)	XL1200
	16055-02	ENGINE ASSEMBLY, complete, 883cc (California)	XL883
	16061-02	ENGINE ASSEMBLY, complete, 883cc	XL883HUG
	16062-02	ENGINE ASSEMBLY, complete, 883cc (California)	XL883HUG
	16068-02	ENGINE ASSEMBLY, complete, 1200cc	XL1200C
	16069-02	ENGINE ASSEMBLY, complete, 1200cc (California)	XL1200C
	16074-02	ENGINE ASSEMBLY, complete, 1200cc	XL1200S
	16075-02	ENGINE ASSEMBLY, complete, 1200cc (California)	XL1200S
	16079-02	ENGINE ASSEMBLY, complete, 883cc	XL883C
	16080-02	ENGINE ASSEMBLY, complete, 883cc (California)	XL883C
	16188-02	ENGINE ASSEMBLY, complete, 883cc	XL883R
	16189-02	ENGINE ASSEMBLY, complete, 883cc (California)	XL883R
8	16214-86	BRACKET, upper front	XL1200, XL1200C, XL1200S, XL883R
	16222-86	BRACKET, upper front	XL883, XL883C, XL883HUG
9	16226-94	NUT PLATE	ALL

10	16228-86A	NUT PLATE	ALL
11	16233-86	SHIM, 0.030 (as required)	ALL
12	16278-95B	BRACKET, center engine mount	ALL
13	16446-86B	CYLINDER ASSEMBLY, 883cc, w/ 16573-83A, piston, rings, piston pin & retaining rings (2)	XL883, XL883C, XL883HUG
	16447-88A	CYLINDER ASSEMBLY, 1200cc, w/ 16573-83A, piston, rings, piston pin & retaining rings (2)	XL1200, XL1200C, XL1200S
	16449-02	CYLINDER ASSEMBLY, 883cc, w/ 16573-83A, piston, rings, piston pin & retaining rings (2)	XL883R
14	16478-85A	SCREW, internal thread (4)	ALL
15	16480-92A	SCREW, internal thread (4)	ALL
16	16573-83A	INSERT, cylinder stud (4)	ALL
17	16660-89B	HEAD, rear cylinder, w/ 16480-92A, 18012-87A, 18021-87A & 18101-83D	XL883, XL883C, XL883HUG
	16661-89B	HEAD, front cylinder, w/ 16480-92A, 18012-87A, 18021-87A & 18101-83D	XL883, XL883C, XL883HUG
	16865-02	HEAD, rear cylinder, w/ 18012-87A, 18021-87A & 18101-83D	XL883R
	16867-02	HEAD, front cylinder, w/ 18012-87A, 18021-87A & 18101-83D	XL883R
	16688-90A	HEAD, front cylinder, w/ 16480-92A, 18011-87A, 18020-87A & 18101-83D	XL1200, XL1200C
	16698-90A	HEAD, rear cylinder, w/ 16480-92A, 18011-87A, 18020-87A & 18101-83D	XL1200, XL1200C
	16630-98	HEAD, front cylinder, w/ 18020-87A, 18022-96YA & 18113-96YA	XL1200S
	16633-98	HEAD, rear cylinder, w/ 18020-87A, 18022-96YA & 18113-96YA	XL1200S
18	16664-86D	GASKET, cylinder head (2)	XL883, XL883C, XL883HUG, XL883R
	16770-84F	GASKET, cylinder head (2)	XL1200, XL1200C, XL1200S
19	16715-83	STUD, exhaust port (4)	ALL

20	16774-86D	GASKET, cylinder base (2)	ALL
21	16832-86C	STUD, cylinder base (8)	ALL

CYLINDER, HEAD AND VALVES - V²™ EVOLUTION (2 OF 2)



[View interactive image](#)

[View interactive table](#)

INDEX NO.	PART NO.	DESCRIPTION	MODEL(S)
22	17026-91D	GASKET KIT, engine overhaul	ALL

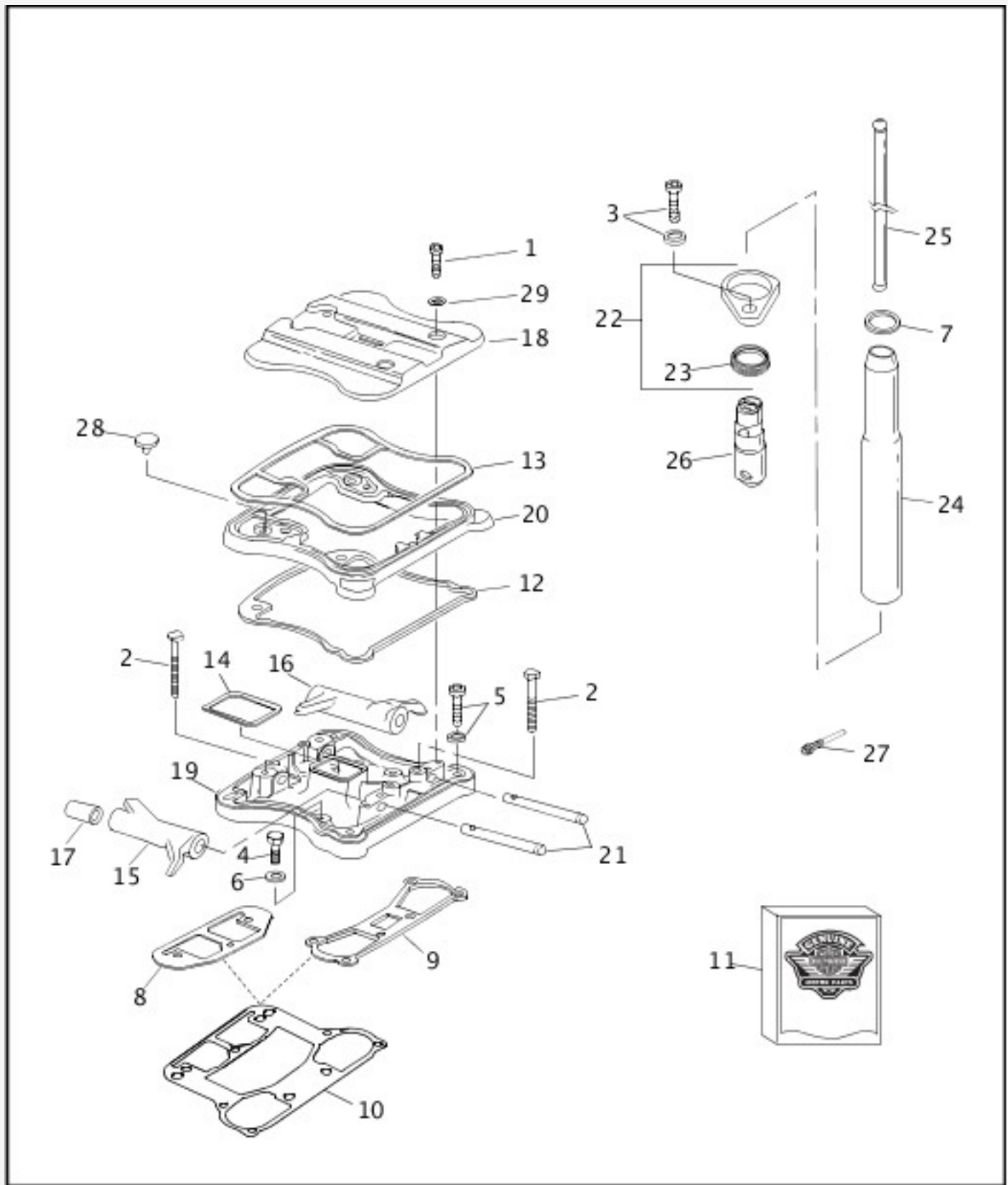
	17032-91	GASKET KIT, top overhaul	ALL
	17036-91A	GASKET KIT, rocker covers	ALL
23	18001-83B	SEAL, valve (4)	ALL
24	18011-87A	INSERT, exhaust valve seat (2)	XL1200, XL1200C
	18012-87A	INSERT, exhaust valve seat (2)	XL883, XL883C, XL883HUG, XL883R
	18022-96YA	INSERT, exhaust valve seat (2)	XL1200S
25	18020-87A	INSERT, intake valve seat (2)	XL1200, XL1200C, XL1200S
	18021-87A	INSERT, intake valve seat (2)	XL883, XL883C, XL883HUG, XL883R
26	18023-87	INTAKE VALVE (2)	XL1200, XL1200C, XL1200S
	18031-86	INTAKE VALVE (2)	XL883, XL883C, XL883HUG, XL883R
27	18024-87A	EXHAUST VALVE (2)	XL1200, XL1200C, XL1200S
	18030-86	EXHAUST VALVE (2)	XL883, XL883C, XL883HUG, XL883R
28	18101-83D	VALVE GUIDE, intake & exhaust (4)	XL1200, XL1200C, XL883, XL883C, XL883HUG, XL883R
	18130-83D	VALVE GUIDE, intake & exhaust, 0.001 O.S. (4)	XL1200, XL1200C, XL883, XL883C, XL883HUG, XL883R
	18131-83D	VALVE GUIDE, intake & exhaust, 0.003 O.S. (4)	XL1200, XL1200C, XL883, XL883C, XL883HUG, XL883R
	18133-83B	VALVE GUIDE, intake & exhaust, 0.002 O.S. (4)	XL1200, XL1200C, XL883, XL883C, XL883HUG, XL883R
	18113-96YA	VALVE GUIDE, intake & exhaust (4)	XL1200S
	18652-96YA	VALVE GUIDE, intake & exhaust, 0.001 O.S. (4)	XL1200S
	18653-96YA	VALVE GUIDE, intake & exhaust, 0.002 O.S. (4)	XL1200S
	18654-96YA	VALVE GUIDE, intake & exhaust, 0.003 O.S. (4)	XL1200S
29	18201-83	VALVE SPRING, outer (4)	ALL
30	18202-83	VALVE SPRING, inner (4)	ALL

31	18219-83A	COLLAR, valve spring, upper (4)	ALL
32	18222-83A	COLLAR, valve spring, lower (4)	ALL
33	18229-83A	RETAINER, valve collar (8)	ALL
34	26432-76A	O-RING, cylinder stud insert (4)	ALL

INTERNATIONAL MODELS ONLY

35	16014-02	ENGINE ASSEMBLY, complete, 883cc (Australia)	XL883
	16064-02	ENGINE ASSEMBLY, complete, 883cc (HDI)	XL883
	16015-02	ENGINE ASSEMBLY, complete, 883cc (Australia)	XL883HUG
	16066-02	ENGINE ASSEMBLY, complete, 883cc (HDI)	XL883HUG
	16016-02	ENGINE ASSEMBLY, complete, 883cc (Australia)	XL883C
	16078-02	ENGINE ASSEMBLY, complete, 883cc (HDI)	XL883C
	16063-02	ENGINE ASSEMBLY, complete, 1200cc (HDI, Australia)	XL1200
	16071-02	ENGINE ASSEMBLY, complete, 1200cc (HDI, Australia)	XL1200C
	16076-02	ENGINE ASSEMBLY, complete, 1200cc (HDI)	XL1200S
	16198-02	ENGINE ASSEMBLY, complete, 883cc (HDI)	XL883R

ROCKER ARMS, COVERS & PUSH RODS



[View interactive image](#)

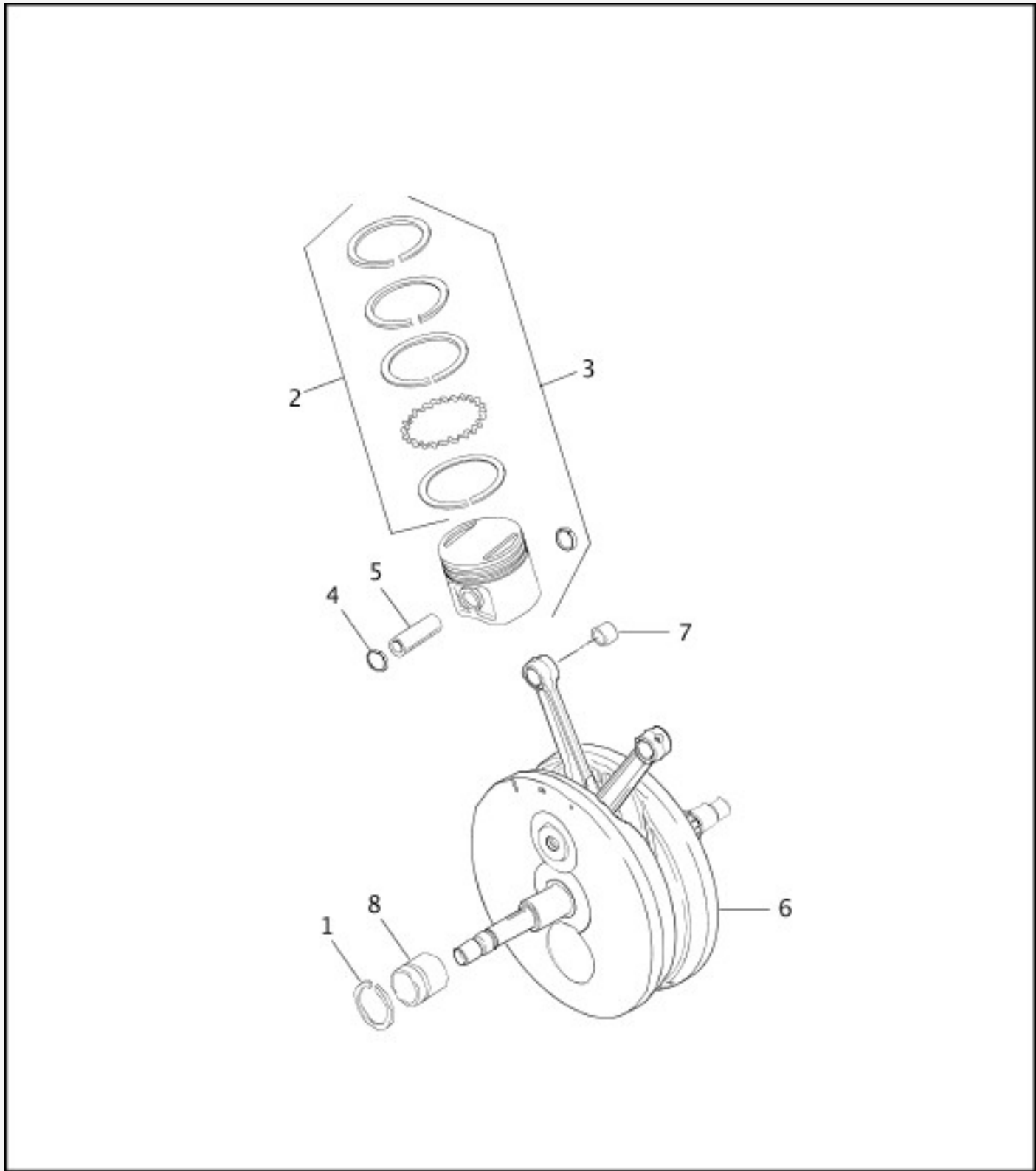
[View interactive table](#)

INDEX NO.	PART NO.	DESCRIPTION	MODEL(S)
1	882	SCREW (8)	ALL
2	1039	SCREW (8)	ALL
3	3228A	SCREW, w/ washer (4)	ALL
4	3849	SCREW (6)	ALL
5	4718A	SCREW, w/ washer (4)	ALL

6	6736	WASHER (6)	ALL
7	11190	O-RING, push rod cover, upper (4)	ALL
8	16778-84B	GASKET, cylinder head, right (use 16800-84A) (2)	ALL
9	16779-84D	GASKET, cylinder head, left (use 16800-84A) (2)	ALL
10	16800-84A	GASKET, rocker cover/cylinder head, valve & push rod sides (replaces 16778-84B & 16779-84D) (2)	ALL
11	17036-91A	GASKET KIT, rocker covers, w/ 10, 12, 13, 14, 28 & 29	ALL
12	17353-89C	GASKET, rocker cover, lower (2)	ALL
13	17354-89	GASKET, rocker cover, upper (2)	ALL
14	17358-84B	GASKET, rocker cover, inner (2)	ALL
15	17360-83A	ROCKER ARM, front intake & rear exhaust, w/ 17429-91 (2)	ALL
16	17375-83A	ROCKER ARM, front exhaust & rear intake, w/ 17429-91 (2)	ALL
17	17429-91	BEARING, rocker arm (8)	ALL
18	17501-86B	ROCKER COVER, outer (2)	XL1200, XL883, XL883C, XL883HUG, XL883R
	17551-96	ROCKER COVER, outer (2)	XL1200C
	17527-98	ROCKER COVER, outer, silver (2)	XL1200S
19	17532-86E	ROCKER COVER, inner (2)	XL1200, XL883, XL883C, XL883HUG, XL883R
	17537-96C	ROCKER COVER, inner (2)	XL1200C
	17614-98C	ROCKER COVER, inner, silver (2)	XL1200S
20	17533-90A	SPACER, rocker cover (2)	XL1200, XL1200S, XL883, XL883C, XL883HUG
	17535-02	SPACER, rocker cover (2)	XL883R
	17538-	SPACER, rocker cover (2)	XL1200C

	96		
21	17611-83	SHAFT, rocker arm (4)	ALL
22	17952-91	SEAL PLATE ASSEMBLY, front intake & rear exhaust, w/ cover & 17944-89 (2)	ALL
	17953-91	SEAL PLATE ASSEMBLY, front exhaust & rear intake, w/ cover & 17944-89 (2)	ALL
23	17944-89	SEAL, push rod cover (4)	ALL
24	17946-89	COVER, push rod (4)	ALL
25	17897-89A	PUSH ROD, intake (2)	ALL
	17904-89A	PUSH ROD, exhaust (2)	ALL
26	18538-99C	TAPPET, w/ roller (4)	ALL
27	18532-00A	SCREW, anti-rotation (4)	ALL
28	26856-89A	VALVE, umbrella (2)	ALL
29	63858-49	GASKET (8)	ALL

PISTONS, CONNECTING RODS AND FLYWHEELS



[View interactive image](#)

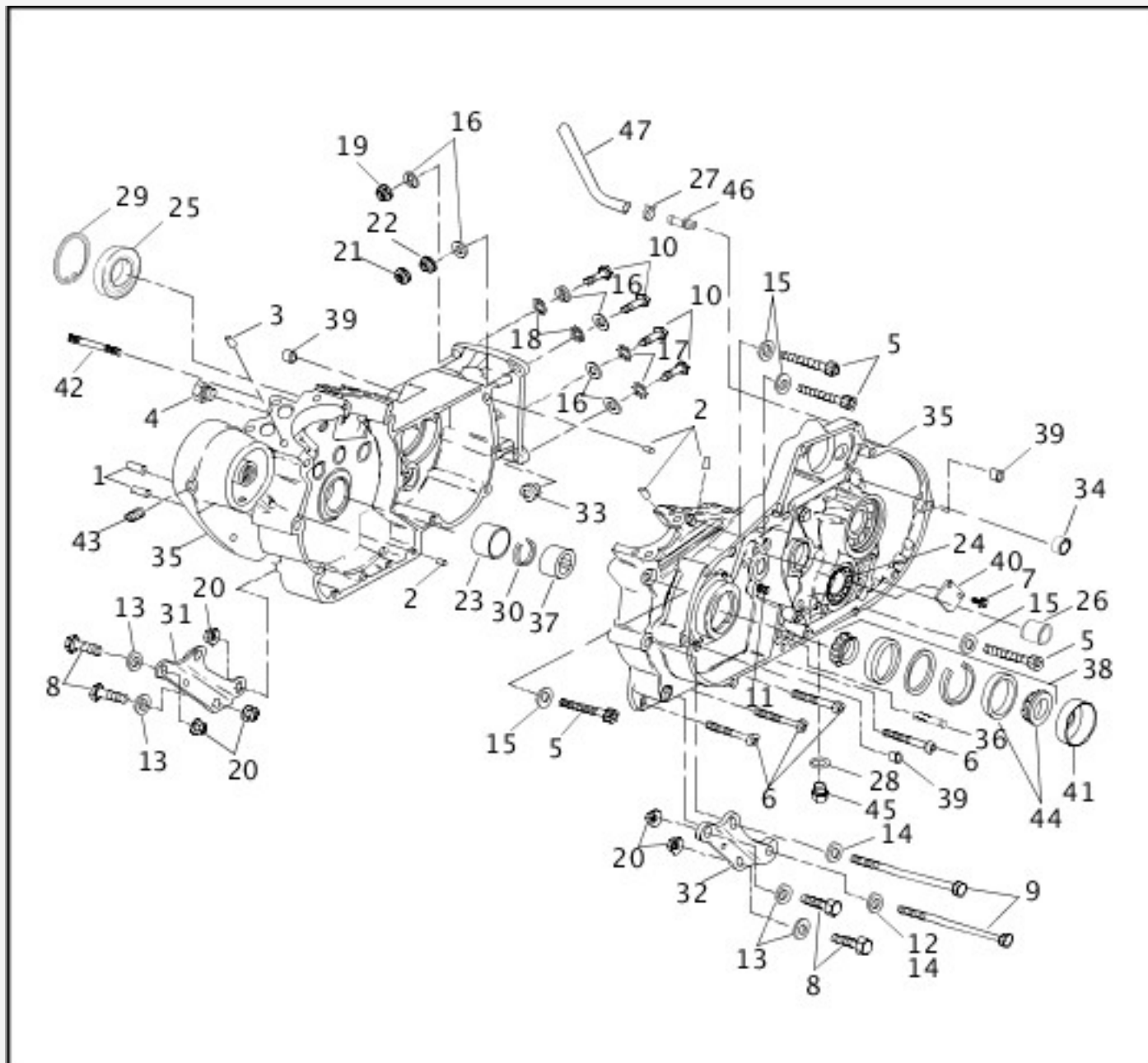
[View interactive table](#)

INDEX NO.	PART NO.	DESCRIPTION	MODEL(S)
1	11177A	RETAINING RING	ALL
2	21920-83	PISTON RING SET, standard (2)	XL1200, XL1200C, XL1200S
	21921-83	PISTON RING SET, 0.005 O.S. (2)	XL1200, XL1200C, XL1200S
	21922-83	PISTON RING SET, 0.010 O.S. (2)	XL1200, XL1200C, XL1200S

	21923-83	PISTON RING SET, 0.020 O.S. (2)	XL1200, XL1200C, XL1200S
	21924-83	PISTON RING SET, 0.030 O.S. (2)	XL1200, XL1200C, XL1200S
	22266-86	PISTON RING SET, standard (2)	XL883, XL883C, XL883HUG, XL883R
	22261-86	PISTON RING SET, 0.010 O.S. (2)	XL883, XL883C, XL883HUG, XL883R
	22262-86	PISTON RING SET, 0.020 O.S. (2)	XL883, XL883C, XL883HUG, XL883R
	22263-86	PISTON RING SET, 0.030 O.S. (2)	XL883, XL883C, XL883HUG, XL883R
	22271-86	PISTON RING SET, 0.005 O.S. (2)	XL883, XL883C, XL883HUG, XL883R
3	22242-86A	PISTON AND RINGS ASSEMBLY, standard (2)	XL883, XL883C, XL883HUG, XL883R
	22201-86A	PISTON AND RINGS ASSEMBLY, 0.005 O.S. (2)	XL883, XL883C, XL883HUG, XL883R
	22253-86A	PISTON AND RINGS ASSEMBLY, 0.010 O.S. (2)	XL883, XL883C, XL883HUG, XL883R
	22254-86A	PISTON AND RINGS ASSEMBLY, 0.020 O.S. (2)	XL883, XL883C, XL883HUG, XL883R
	22255-86A	PISTON AND RINGS ASSEMBLY, 0.030 O.S. (2)	XL883, XL883C, XL883HUG, XL883R
	22243-88A	PISTON AND RINGS ASSEMBLY, standard (2)	XL1200, XL1200C, XL1200S
	22205-88A	PISTON AND RINGS ASSEMBLY, 0.005 O.S. (2)	XL1200, XL1200C, XL1200S
	22216-88A	PISTON AND RINGS ASSEMBLY, 0.010 O.S. (2)	XL1200, XL1200C, XL1200S
	22220-88A	PISTON AND RINGS ASSEMBLY, 0.020 O.S. (2)	XL1200, XL1200C, XL1200S
	22225-88A	PISTON AND RINGS ASSEMBLY, 0.030 O.S. (2)	XL1200, XL1200C, XL1200S
4	22589-83B	LOCK RING, piston pin (4)	ALL
5	22719-85	PISTON PIN (2)	XL883, XL883C, XL883HUG, XL883R
	22765-88	PISTON PIN (2)	XL1200, XL1200C, XL1200S

6	23905-00A	SET OF FLYWHEELS AND SHAFTS, w/ thrust washer, plug, crankpin, connecting rods, bearings & flywheels	ALL
7	24331-36	BUSHING, piston pin, .002 O.S. (2)	ALL
	24332-36	BUSHING, piston pin, 0.010 O.S. (2)	ALL
8	24658-87	INNER RING	ALL

CRANKCASE (1 OF 2)



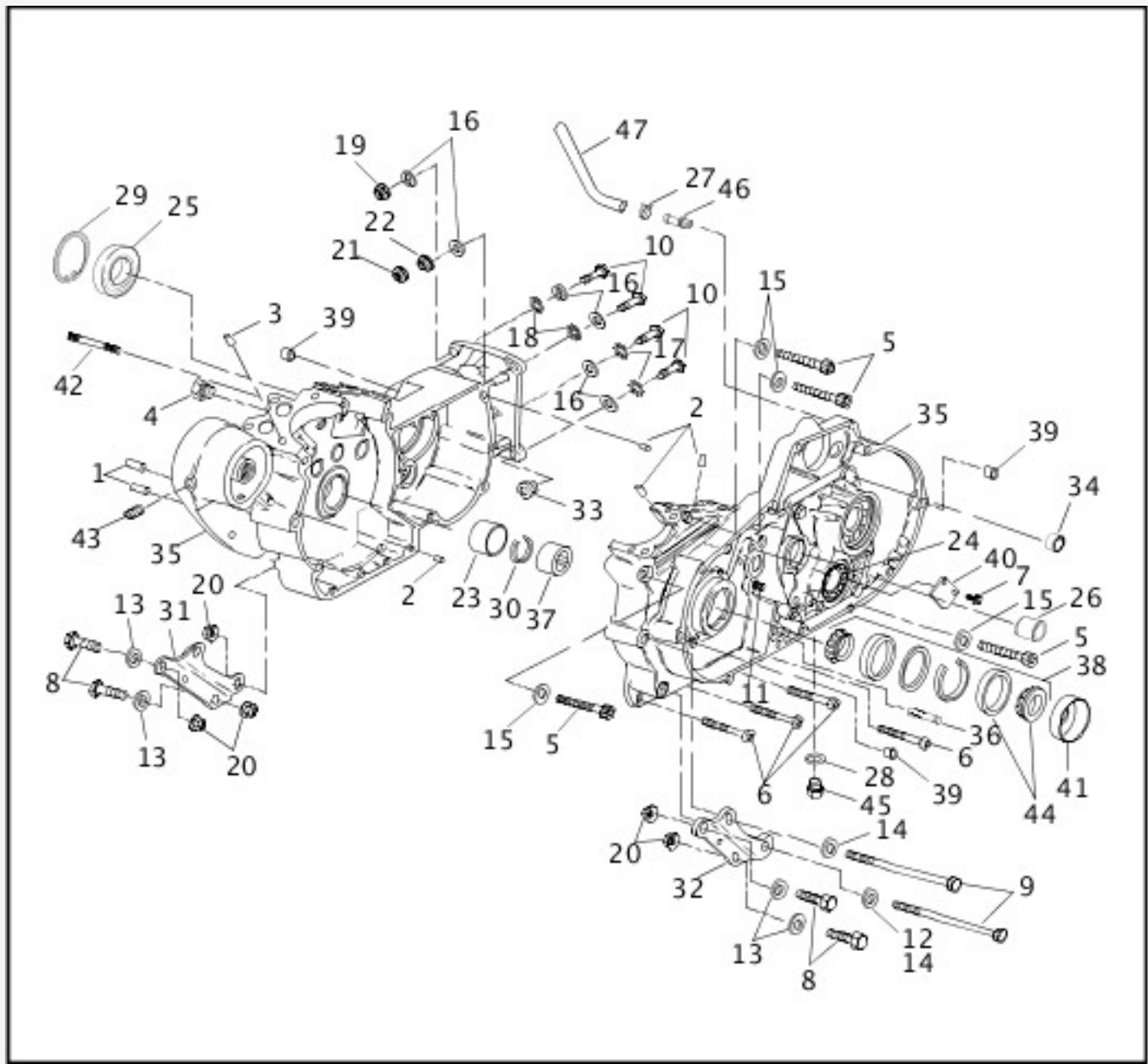
[View interactive image](#)

[View interactive table](#)

INDEX NO.	PART NO.	DESCRIPTION	MODEL(S)
1	215	DOWEL PIN (2)	ALL
2	358	DOWEL PIN (4)	ALL

3	604	ROLL PIN (4)	ALL
4	720	PLUG, timing	ALL
5	1028	SCREW (4)	ALL
6	3696	SCREW (4)	ALL
7	4091	SCREW (2)	ALL
8	4337W	SCREW (4)	ALL
9	4413	SCREW (2)	ALL
10	4435W	BOLT (4)	ALL
11	5226B	STUD (2)	ALL
12	6019	WASHER	XL1200C, XL883C
13	6026	WASHER (4)	ALL
14	6152	SPACER	XL1200C, XL883C, XL883R
14	6152	SPACER (2)	XL1200, XL1200S, XL883, XL883HUG
15	6314W	WASHER (4)	ALL
16	6701	WASHER (6)	ALL
17	7038	LOCKWASHER, star (2)	ALL
18	7145W	LOCKWASHER, star (2)	ALL
19	7775	LOCKNUT	ALL
20	7780	LOCKNUT (5)	ALL
21	7789	LOCKNUT	ALL
22	7861	NUT	ALL
23	8881	BEARING RACE	ALL
24	8977	BEARING CLOSED END	ALL
25	8996A	BEARING	ALL
26	9151	BEARING CLOSED END	ALL

CRANKCASE (2 OF 2)



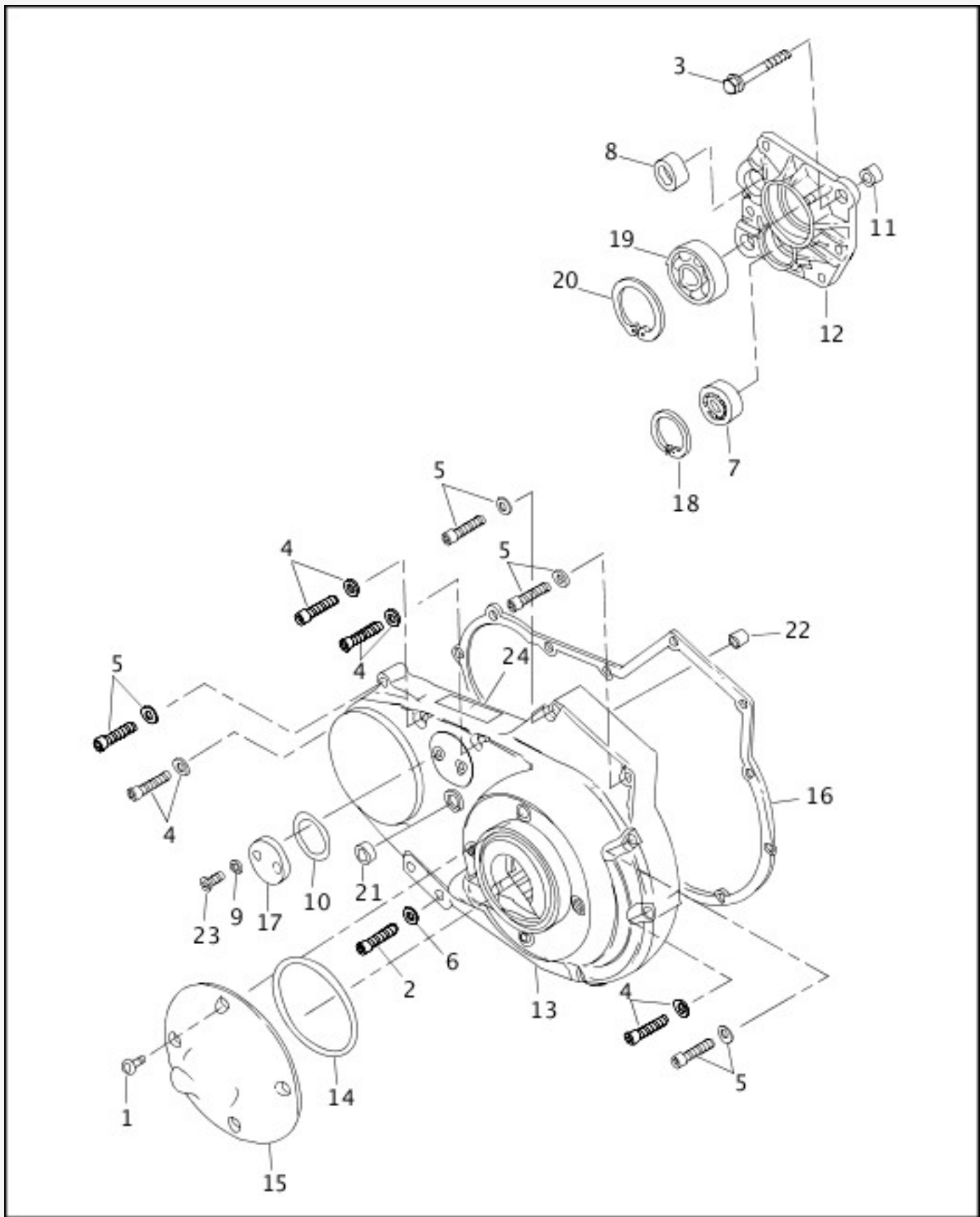
[View interactive image](#)

[View interactive table](#)

INDEX NO.	PART NO.	DESCRIPTION	MODEL(S)
27	10080	CLAMP	ALL
28	11105	O-RING	ALL
29	11161	RETAINING RING	ALL
30	11177A	RETAINING RING	ALL
31	16210-84A	MOUNTING PLATE, lower right, front	XL1200, XL1200S, XL883, XL883HUG, XL883R
	16294-99	MOUNTING PLATE, lower right, front	XL1200C, XL883C
32	16212-84	MOUNTING PLATE, lower left, front	XL1200, XL1200S, XL883, XL883HUG, XL883R
	16297-99	MOUNTING PLATE, lower left, front	XL1200C, XL883C

33	16240-82	BUSHING (2)	ALL
34	16573-83A	DOWEL (2)	ALL
35	24470-00	CRANKCASE SET, w/ bearings	XL1200, XL1200S, XL883, XL883C, XL883HUG
	24466-00	CRANKCASE SET, w/ bearings (black)	XL1200C, XL883R
36	24530-90	PIN GROOVED	ALL
37	24647-87	BEARING, gear shaft (blue)	ALL
	24650-87	BEARING, gear shaft (red)	ALL
	24659-87	BEARING, gear shaft (white/grey)	ALL
	24660-87	BEARING, gear shaft (green)	ALL
38	24729-74	BEARING ASSEMBLY	ALL
39	24754-75A	DOWEL PIN (3)	ALL
40	29950-91	COVER, stator wires	ALL
41	35151-74A	OIL SEAL	ALL
42	42449-80A	STUD	ALL
43	45830-48	PLUG PIPE	ALL
44	48302-85	BEARING, complete (2)	ALL
45	60348-65B	DRAIN PLUG KIT, w/ 11105	ALL
46	63533-41A	FITTING STRAIGHT	ALL
NOTE: Hose or insulator is sold in bulk length under the following part numbers. Cut to length.			
47	63500-68	HOSE, 3/8 inch I.D. x 5/8 inch O.D. rubber (25 feet)	ALL

ACCESS DOOR & PRIMARY COVER



[View interactive image](#)

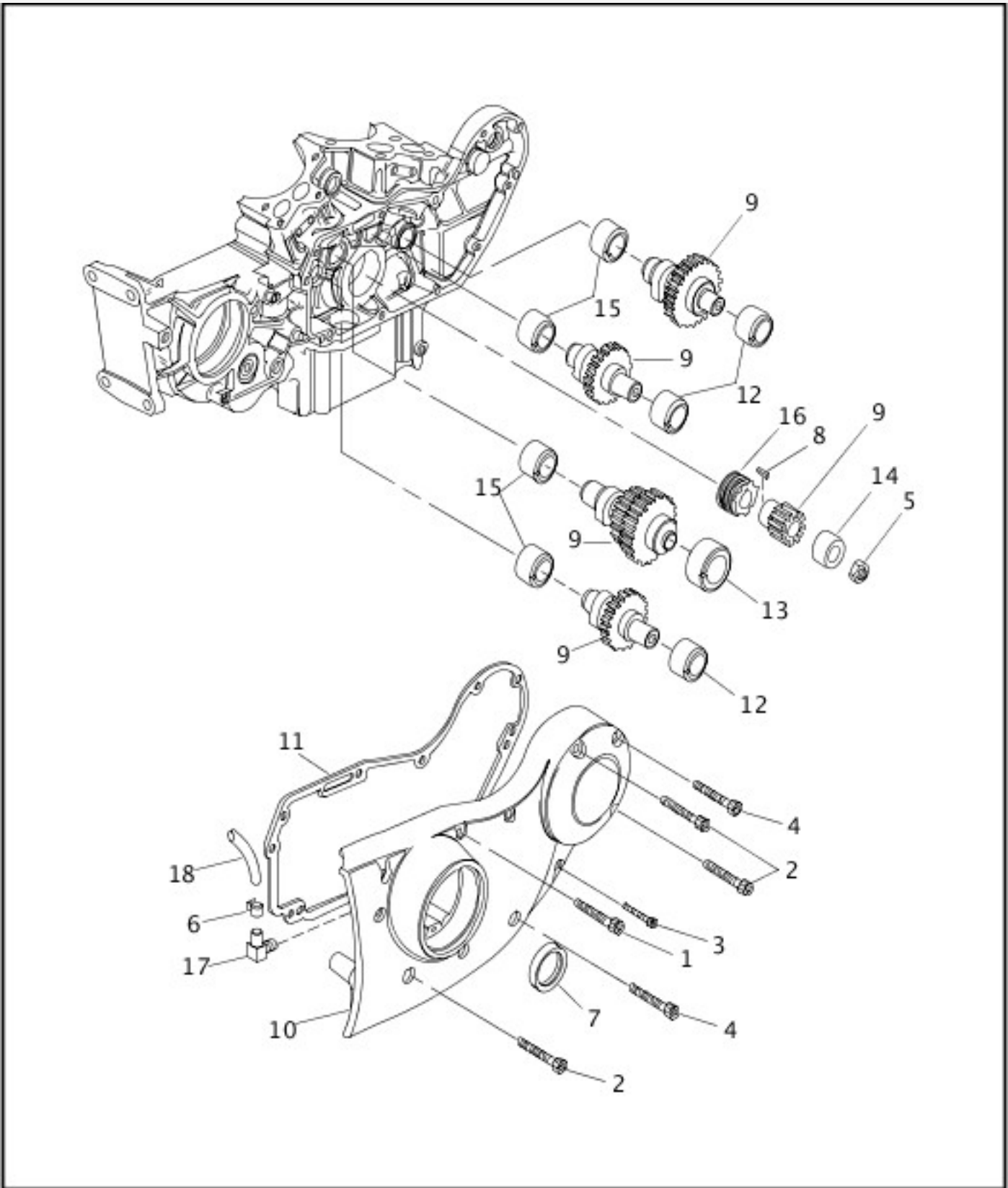
[View interactive table](#)

INDEX NO.	PART NO.	DESCRIPTION	MODEL(S)
1	943	SCREW (4)	ALL
2	1029	SCREW (2)	XL1200C, XL883C
3	3610	SCREW, flange (5)	ALL
4	4717A	SCREW, w/ washer (4)	ALL

5	4820A	SCREW, w/ washer (7)	ALL
6	6702	WASHER (2)	XL1200C, XL883C
7	8998	BEARING	ALL
8	9187	BUSHING	ALL
9	11171	O-RING, inspection cover screws (2)	ALL
10	11188	O-RING, chain inspection cover	ALL
11	16573-83A	INSERT, access door (2)	ALL
12	25238-94	ACCESS DOOR ASSEMBLY, transmission, w/ 8998, 9187, 35021-89, 35030-89A & 35038-89A	ALL
13	25430-94A	PRIMARY COVER (polished)	XL1200, XL883, XL883HUG
	25460-94	PRIMARY COVER (chrome)	XL1200C
	25471-97Y	PRIMARY COVER (silver)	XL1200S
	25574-99Y	PRIMARY COVER (black)	XL883R
14	25463-94A	GASKET, clutch cover	ALL
15	34760-94	INSPECTION COVER, clutch (chrome)	XL1200C
	34790-01Y	INSPECTION COVER, clutch (black)	XL883R
	34992-94	INSPECTION COVER, clutch (polished)	XL1200, XL1200S, XL883, XL883C, XL883HUG
16	34955-89B	GASKET, primary cover	ALL
17	34993-90	INSPECTION COVER, chain	XL1200, XL1200S, XL883, XL883C, XL883HUG
	34761-94	INSPECTION COVER, chain (chrome)	XL1200C
	34794-01Y	INSPECTION COVER, chain (black)	XL883R
18	35021-89	RETAINING RING	ALL
19	35030-89A	BEARING	ALL

20	35038-89A	RETAINING RING	ALL
21	37101-84B	OIL SEAL	ALL
22	40520-63	BUSHING	ALL
23	41191-74A	SCREW, chain inspection cover (2)	ALL
INTERNATIONAL MODELS ONLY			
24	14270-92	DECAL, shift pattern (Japan)	ALL

GEARCASE & COVER



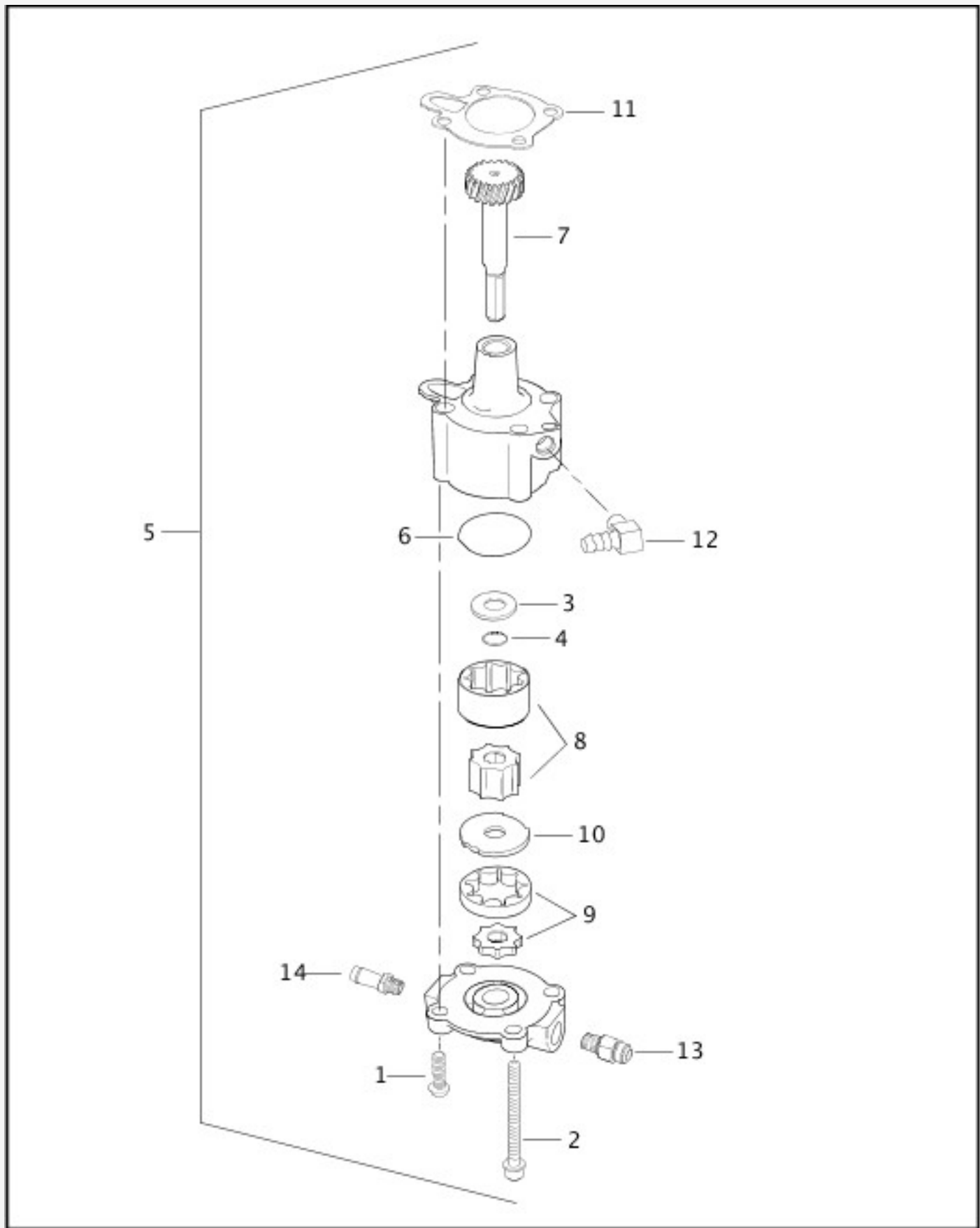
[View interactive image](#)

[View interactive table](#)

INDEX NO.	PART NO.	DESCRIPTION	MODEL(S)
1	3480A	SCREW (3)	ALL
2	4717A	SCREW (5)	ALL
3	4740A	SCREW	ALL
4	4820A	SCREW (2)	ALL
5	7916A	JAM NUT	ALL

6	10117	CLAMP	ALL
7	11124	SEAL	ALL
8	11317	T-KEY	ALL
9	25193-00B	CAM GEAR SET, complete, w/ pinion gear	XL1200, XL1200C, XL883, XL883C, XL883HUG
	25194-00B	CAM GEAR SET, complete, w/ pinion gear	XL1200S
10	25213-96B	COVER ASSEMBLY, gearcase, w/ 11124 & 62375-57A (chrome)	XL1200C
	25219-91C	COVER ASSEMBLY, gearcase, w/ 11124 & 62375-57A (polished)	XL1200, XL883, XL883C, XL883HUG
	25252-97YB	COVER ASSEMBLY, gearcase, w/ 11124 & 62375-57A (silver)	XL1200S
	25307-99YA	COVER ASSEMBLY, gearcase, w/ 11124 & 62375-57A (black)	XL883R
11	25263-90D	GASKET, gearcase cover	ALL
12	25586-37	OUTER BUSHING, cam gear shafts (3)	ALL
13	25588-91	BUSHING, rear intake cam gear shaft	ALL
14	25593-74	BUSHING, flywheel gear shaft	ALL
15	25598-91	INNER BUSHING, camshaft gear (4)	ALL
16	26318-88A	DRIVE GEAR, oil pump	ALL
17	62375-57A	FITTING, oil vent hose	ALL
NOTE: Hose or insulator is sold in bulk length under the following part numbers. Cut to length.			
18	63501-68B	HOSE, 1/4 inch I.D. x 1/2 inch O.D. (rubber)	ALL

OIL PUMP



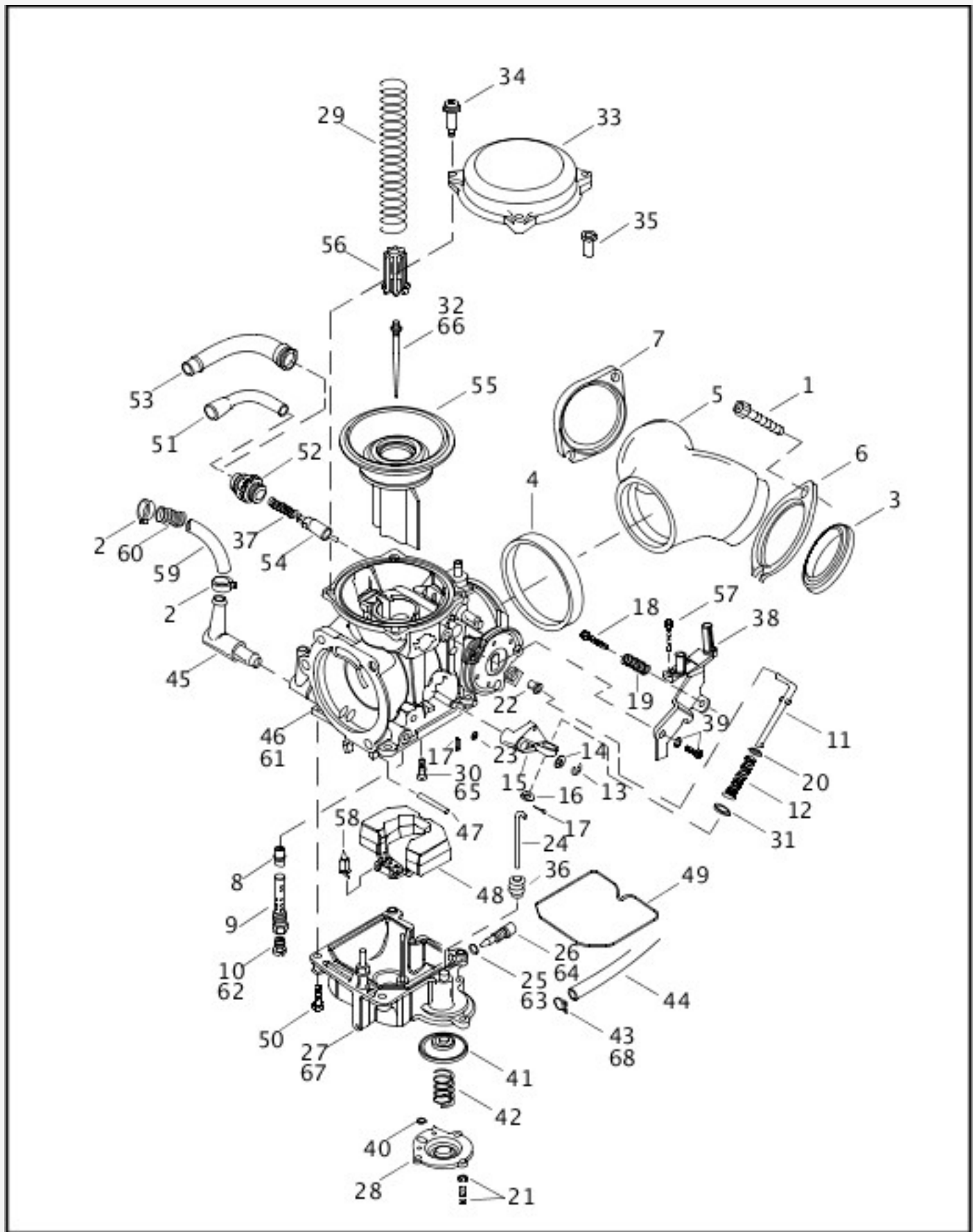
[View interactive image](#)

[View interactive table](#)

INDEX NO.	PART NO.	DESCRIPTION	MODEL(S)
1	4132	SCREW (2)	ALL
2	4765	SCREW, w/ washer (2)	ALL
3	6157	WASHER	ALL
4	11002	RETAINING RING	ALL

5	26204-91A	OIL PUMP, complete	ALL
6	26434-91	O-RING	ALL
7	26488-98	GEAR SHAFT (use 26204-91A)	ALL
8	26491-98	GEROTOR SET, return (use 26204-91A)	ALL
9	26492-91	GEROTOR SET, feed	ALL
10	26493-91	SEPARATOR PLATE	ALL
11	26495-89B	GASKET, pump mounting	ALL
12	26496-75A	FITTING, 90 degree	ALL
13	62601-91A	FITTING, connector, front	ALL
14	63533-41A	FITTING, connector, rear	ALL

CARBURETOR (1 OF 2)



[View interactive image](#)

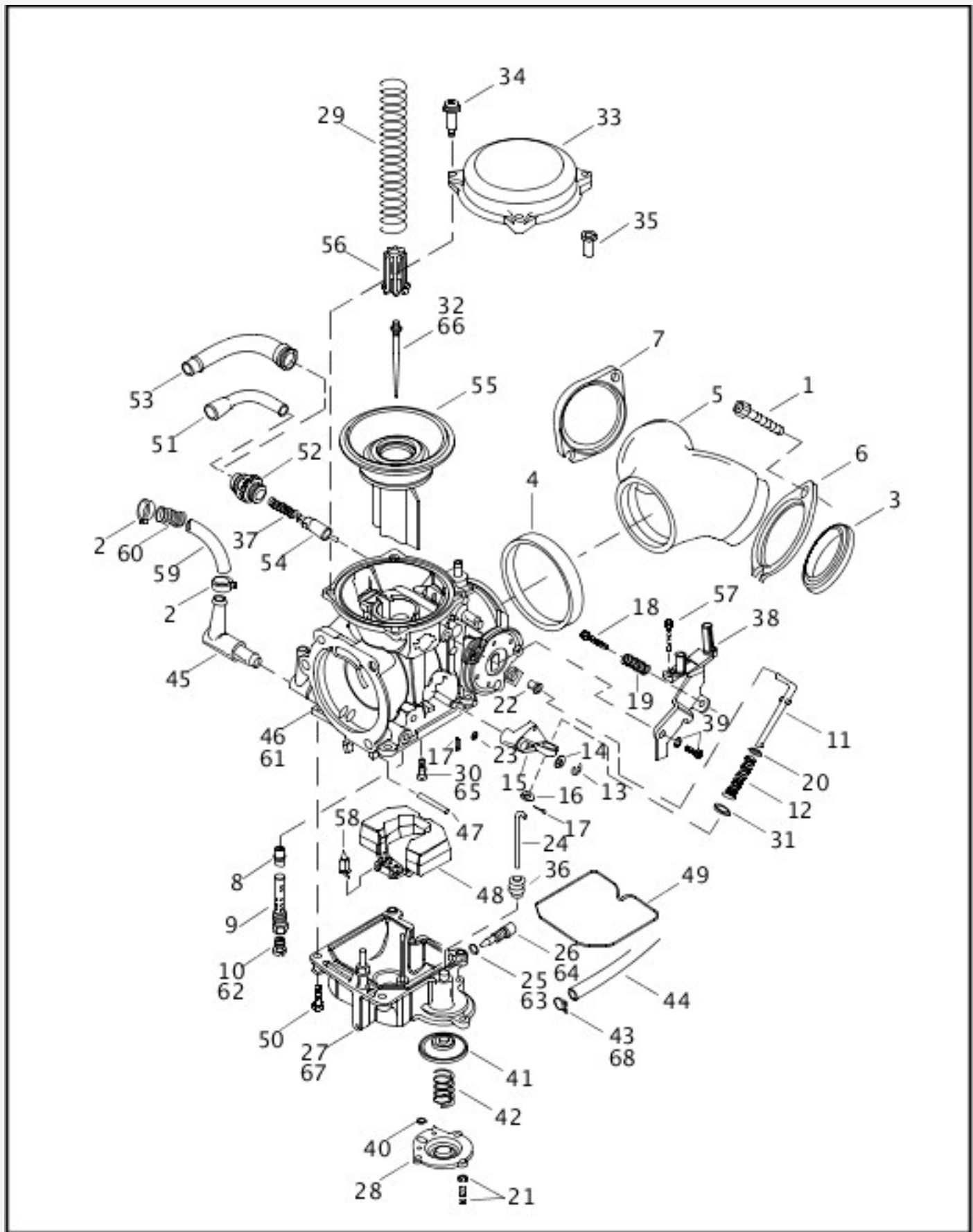
[View interactive table](#)

INDEX NO.	PART NO.	DESCRIPTION	MODEL(S)
1	3275	SCREW (4)	ALL
2	10014	CLAMP (2)	ALL
3	26995-86B	SEAL, intake manifold	ALL

4	27002-89	SEAL RING, carburetor	ALL
5	27004-88A	INTAKE MANIFOLD KIT, w/ 26995-86B & 27002-89	ALL
6	27009-86A	FLANGE, mounting, front	ALL
7	27010-86A	FLANGE, mounting, rear	ALL
8	27100-88	NEEDLE JET	ALL
9	27101-88	NEEDLE JET HOLDER	ALL
10	27115-88	MAIN JET (Domestic)	XL1200C, XL883
	27115-88	MAIN JET (California)	XL883, XL883C, XL883HUG
	27152-89	MAIN JET	XL1200, XL883, XL883C, XL883HUG, XL883R
	27185-90	MAIN JET (California)	XL1200, XL1200C, XL883
	27275-96Y	MAIN JET (California & Domestic)	XL1200S
11	27122-89	ROD	ALL
12	27123-89A	SPRING	ALL
13	27124-89	E-CLIP	ALL
14	27125-89	WASHER	ALL
15	27126-89	LEVER	ALL
16	27127-89	WASHER	ALL
17	27128-89	PIN (2)	ALL
18	27130-90	IDLE SCREW	ALL
19	27136-90A	SPRING	ALL
20	27137-81	WASHER (3)	ALL
21	27146-89	SCREW, w/ washer (3)	ALL
22	27147-89	COLLAR	ALL
23	27148-89	WASHER	ALL
24	27156-89	ROD	ALL
25	27157-89	O-RING	XL1200, XL1200C, XL883, XL883C, XL883HUG, XL883R

26	27158-89	DRAIN SCREW	XL1200, XL1200C, XL883, XL883C, XL883HUG, XL883R
27	27159-92	FLOAT CHAMBER ASSEMBLY	XL1200, XL1200C, XL883, XL883C, XL883HUG, XL883R
	27380-98	FLOAT CHAMBER ASSEMBLY	XL1200S
28	27160-89	PUMP HOUSING	ALL
29	27162-89	SPRING	ALL
30	27171-89	SLOW JET	ALL
31	27231-98	COLLAR	ALL
32	27241-95	JET, needle (Domestic)	XL1200C, XL883, XL883C, XL883HUG, XL883R
	27241-95	JET, needle (California)	XL883, XL883C, XL883HUG
	27254-96	JET, needle (California & Domestic)	XL1200S
	27656-98	JET, needle	XL1200S
	27279-93	JET, needle (Domestic)	XL1200, XL1200C
	27279-93	JET, needle (California)	XL1200
33	27261-96	TOP, carburetor	ALL
34	27262-96	SCREW, top (3)	ALL
35	27263-96	COLLAR	ALL
36	27311-76	CAP, accelerator pump (rubber)	ALL
37	27315-88A	SPRING	ALL
38	27316-88	BRACKET	ALL

CARBURETOR (2 OF 2)



[View interactive image](#)

[View interactive table](#)

INDEX NO.	PART NO.	DESCRIPTION	MODEL(S)
39	27317-88	SCREW	ALL
40	27360-76	O-RING	ALL
41	27361-76A	DIAPHRAGM, accelerator pump	ALL

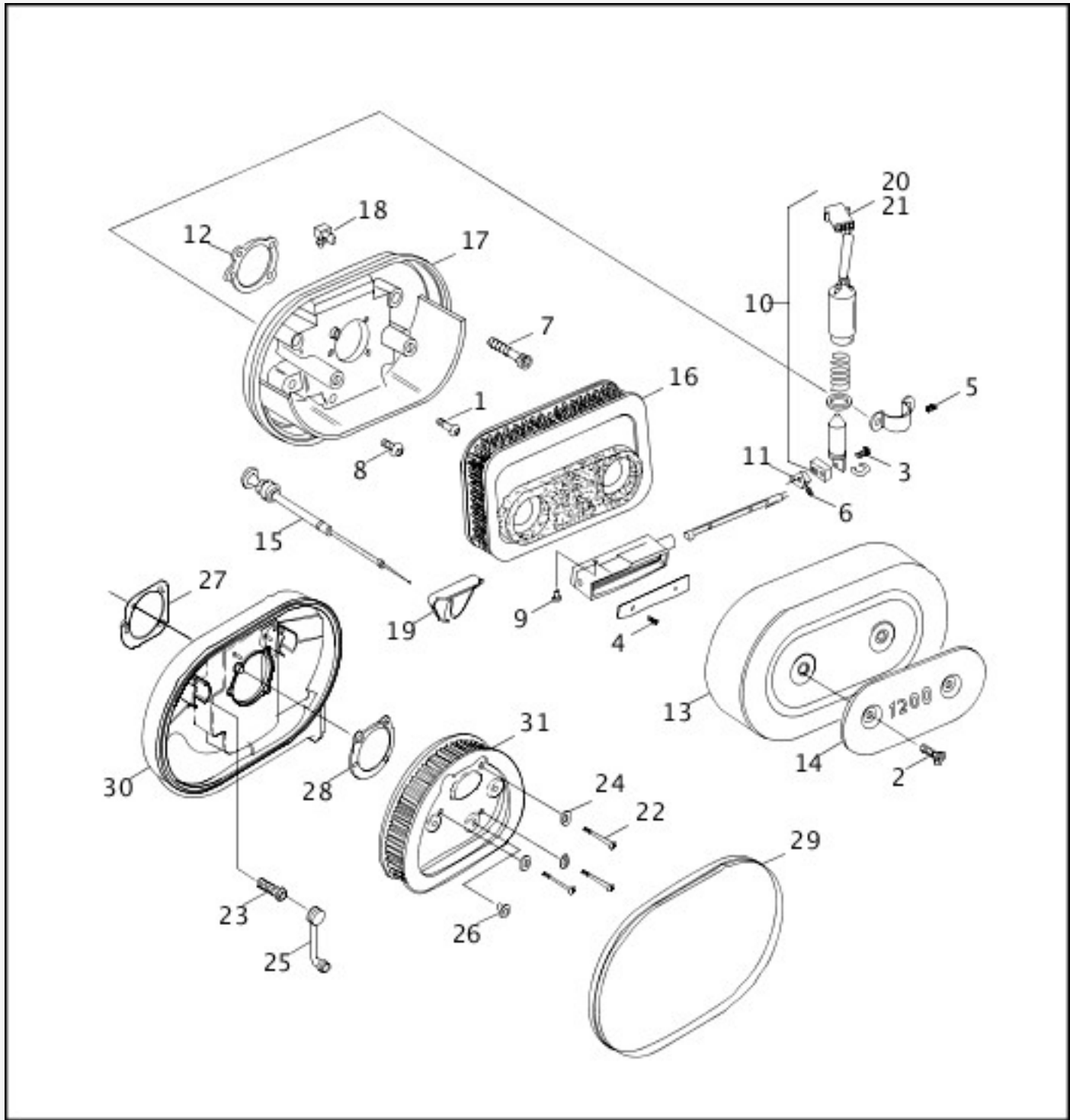
42	27362-76	SPRING, diaphragm	ALL
43	27368-76	CLIP, overflow hose	XL1200, XL1200C, XL883, XL883C, XL883HUG, XL883R
44	27369-76	HOSE, overflow	ALL
45	27371-76A	FITTING	ALL
46	27480-97A	CARBURETOR	XL1200, XL1200C
	27498-96A	CARBURETOR (California)	XL1200, XL1200C
	27490-96A	CARBURETOR	XL883, XL883C, XL883HUG, XL883R
	27495-96A	CARBURETOR (California)	XL883, XL883C, XL883HUG, XL883R
	27731-98A	CARBURETOR	XL1200S
	27732-98A	CARBURETOR (California)	XL1200S
47	27575-88A	PIN	ALL
48	27576-92	FLOAT	ALL
49	27577-92	O-RING	ALL
50	27579-88A	SCREW (4)	ALL
51	27580-88	CABLE GUIDE	ALL
52	27581-88	STARTER CAP	ALL
53	27582-88	CABLE SEALING CAP	ALL
54	27583-88	STARTER VALVE	ALL
55	27585-88	VACUUM PISTON	ALL
56	27586-88	SPRING SEAT	ALL
57	27587-88	SCREW	ALL
58	27886-78A	VALVE, w/ clip	ALL

NOTE: Hose or insulator is sold in bulk length under the following part numbers. Cut to length.

59	63501-68B	HOSE, 1/4 inch I.D. x 1/2 inch O.D. (rubber) (25 feet)	ALL
----	-----------	--	-----

60	62555-95	INSULATOR, 1/2 inch I.D. (nylon) (8 feet)	ALL
INTERNATIONAL MODELS ONLY			
61	27031-95A	CARBURETOR (Australia)	XL883, XL883C, XL883HUG, XL883R
	27465-01A	CARBURETOR (HDI, England, Japan)	XL883, XL883C, XL883HUG, XL883R
	27076-95A	CARBURETOR (HDI, Australia, England, Japan)	XL1200, XL1200C
	27749-01A	CARBURETOR (HDI, Australia, England, Japan)	XL1200S
62	27116-88	MAIN JET (HDI, England, Japan)	XL883, XL883C, XL883HUG, XL883R
	27243-95	MAIN JET (Australia)	XL1200, XL1200C, XL883, XL883C, XL883HUG, XL883R
	27243-95	MAIN JET (HDI, Australia, England, Japan)	XL1200, XL1200C
	27185-90	MAIN JET (HDI, Australia, England, Japan)	XL1200S
63	27157-89	O-RING (HDI, Australia, England, Japan)	XL1200S
64	27158-89	DRAIN SCREW (HDI, Australia, England, Japan)	XL1200S
65	27171-89	SLOW JET (HDI)	ALL
66	27241-95	JET, needle (HDI, Australia, England, Japan)	XL1200, XL1200C
	27242-95	JET, needle (Australia)	XL1200, XL883C, XL883HUG, XL883R
	27647-01	JET, needle (HDI, Australia, England, Japan)	XL1200S
	28013-01	JET, needle (HDI, England, Japan)	XL883, XL883C, XL883HUG, XL883R
67	27256-01	FLOAT CHAMBER ASSEMBLY (HDI)	XL1200S
68	27368-76	CLIP, overflow hose, (HDI, Australia, England, Japan)	XL1200S

AIR CLEANER & ENRICHENER



[View interactive image](#)

[View interactive table](#)

INDEX NO.	PART NO.	DESCRIPTION	MODEL(S)
1	869	SCREW (3)	ALL
2	2405A	SCREW (2)	ALL
3	2711	SCREW (California only)	ALL
4	2737	SCREW (California only) (2)	ALL
5	3206B	SCREW (California only)	ALL
6	3221	SCREW (California only)	ALL
7	3534B	SCREW, breather (2)	ALL

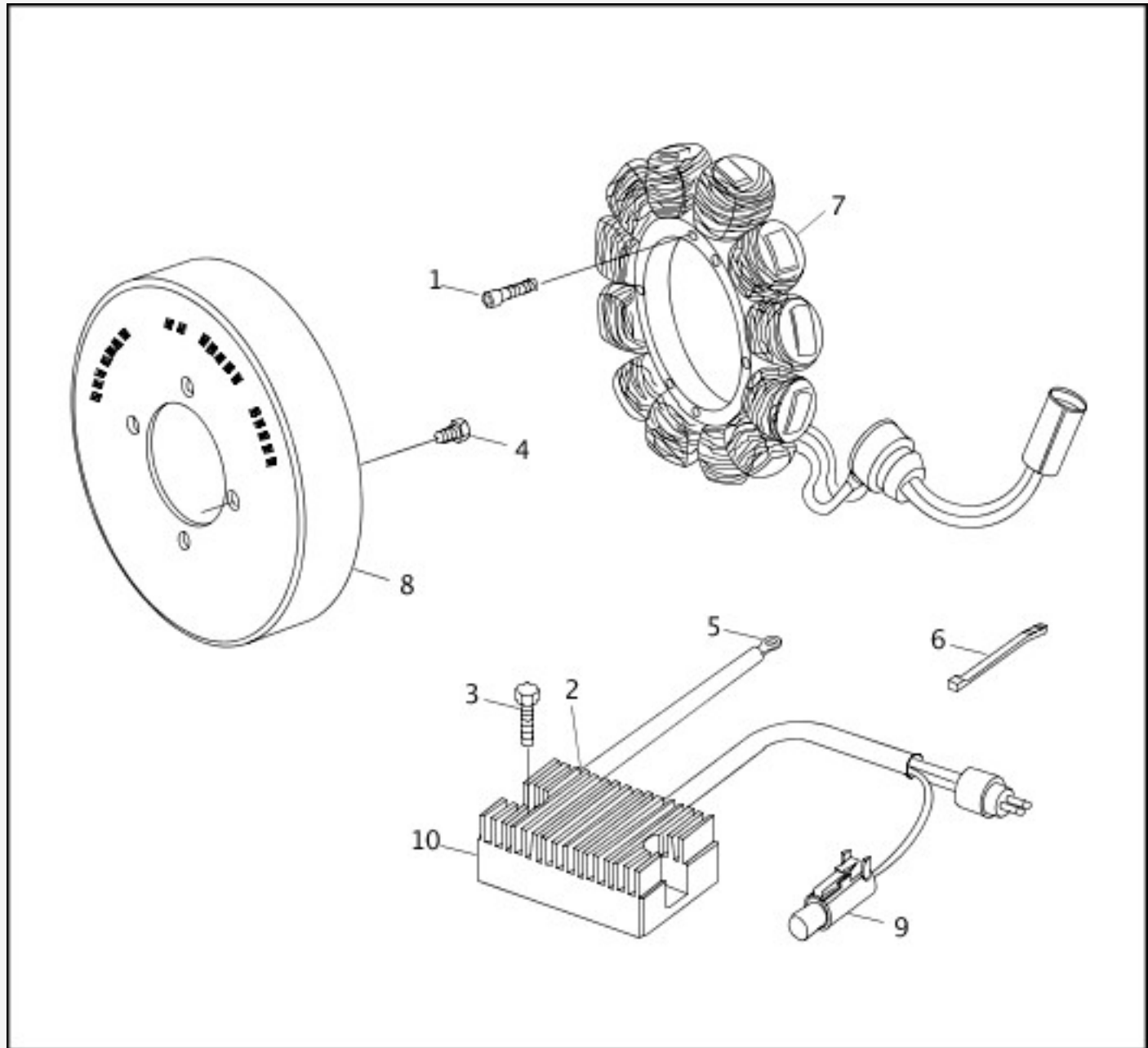
8	3652	SCREW (California only) (2)	ALL
9	8535	RIVET (California only) (2)	ALL
10	28827-96A	SOLENOID (California only)	ALL
11	28842-89	LINK (California only)	ALL
12	29059-88A	GASKET, carburetor intake	ALL
13	29084-73	COVER, air cleaner (replaces 29370-02) (chrome)	ALL
	29370-02	COVER, air cleaner (use 29084-73) (black)	XL883R
14	29100-96	TRIM, air cleaner	XL1200C
	29111-88	TRIM, air cleaner	XL1200
	29300-98	TRIM, air cleaner	XL1200S
	29488-98	TRIM, air cleaner	XL883C
	29257-02	TRIM, air cleaner	XL883R
15	29229-88D	CABLE, enrichment	ALL
16	29331-96	FILTER ELEMENT	ALL
17	29367-97A	BACKPLATE, air cleaner	ALL
	29018-97	BACKPLATE ASSEMBLY (California only)	ALL
18	61107-92	FITTING (California only)	ALL
19	69037-95A	COVER, enrichment cable	XL1200S, XL883, XL883C, XL883HUG, XL883R
20	73153-96BK	HOUSING, socket 3-pin (California only)	ALL
21	73191-96	SOCKET CONTACT, 16-20 gauge (California only) (3)	ALL

INTERNATIONAL MODELS ONLY

22	946	SCREW (HDI) (3)	XL1200, XL1200C, XL1200S
23	3534B	SCREW, breather (HDI)	XL1200, XL1200C, XL1200S
24	6410	WASHER (HDI) (3)	XL1200, XL1200C, XL1200S
25	24922-93	BREATHER CONNECTOR (HDI) (2)	XL1200, XL1200C, XL1200S
26	24925-95	PLUG, threaded (HDI)	XL1200, XL1200C, XL1200S
27	29062-95B	GASKET, carburetor intake (HDI)	XL1200, XL1200C, XL1200S
28	29313-95	GASKET, filter element (HDI)	XL1200, XL1200C, XL1200S

29	29315-95	MOLDING, air cleaner cover (HDI)	XL1200, XL1200C, XL1200S
30	29316-95C	BACKPLATE ASSEMBLY (HDI)	XL1200, XL1200C, XL1200S
31	29325-95A	FILTER ELEMENT, w/ 6410, 24925-95 & 29313-95 (HDI)	XL1200, XL1200C, XL1200S

ALTERNATOR & REGULATOR



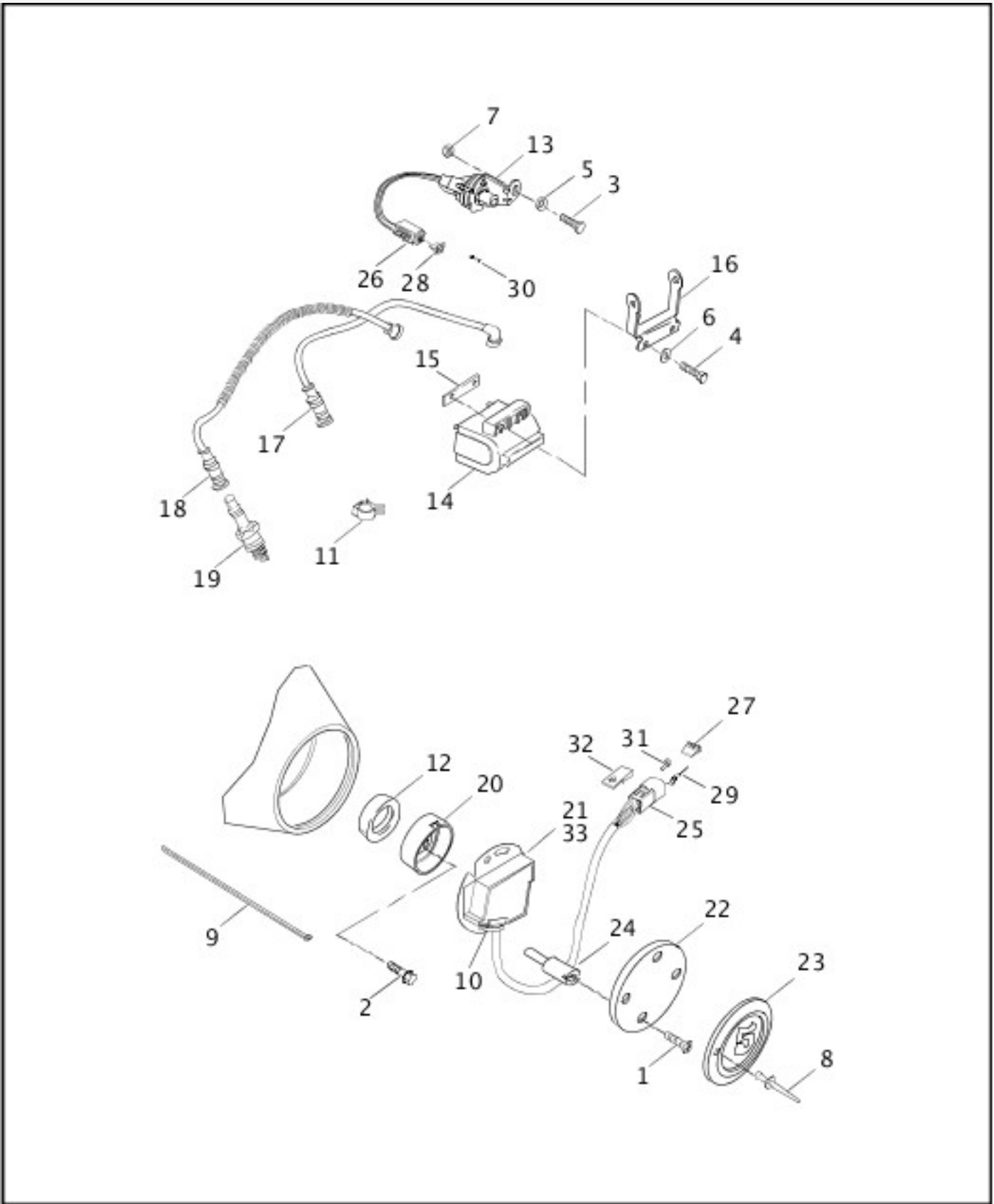
[View interactive image](#)

[View interactive table](#)

INDEX NO.	PART NO.	DESCRIPTION	MODEL(S)
1	3029	SCREW (4)	ALL
2	4134	SCREW	ALL
3	4329	SCREW (2)	ALL
4	4751	SCREW (4)	ALL

5	9840	TERMINAL RING	ALL
6	10065	STRAP, cable	ALL
7	29967-89C	STATOR	ALL
8	32413-92C	ROTOR SPROCKET ASSEMBLY, w/ 4751	ALL
9	72197-94	TERMINAL, SOCKET	ALL
10	74523-94A	REGULATOR	ALL

ELECTRONIC IGNITION SYSTEM



[View interactive image](#)

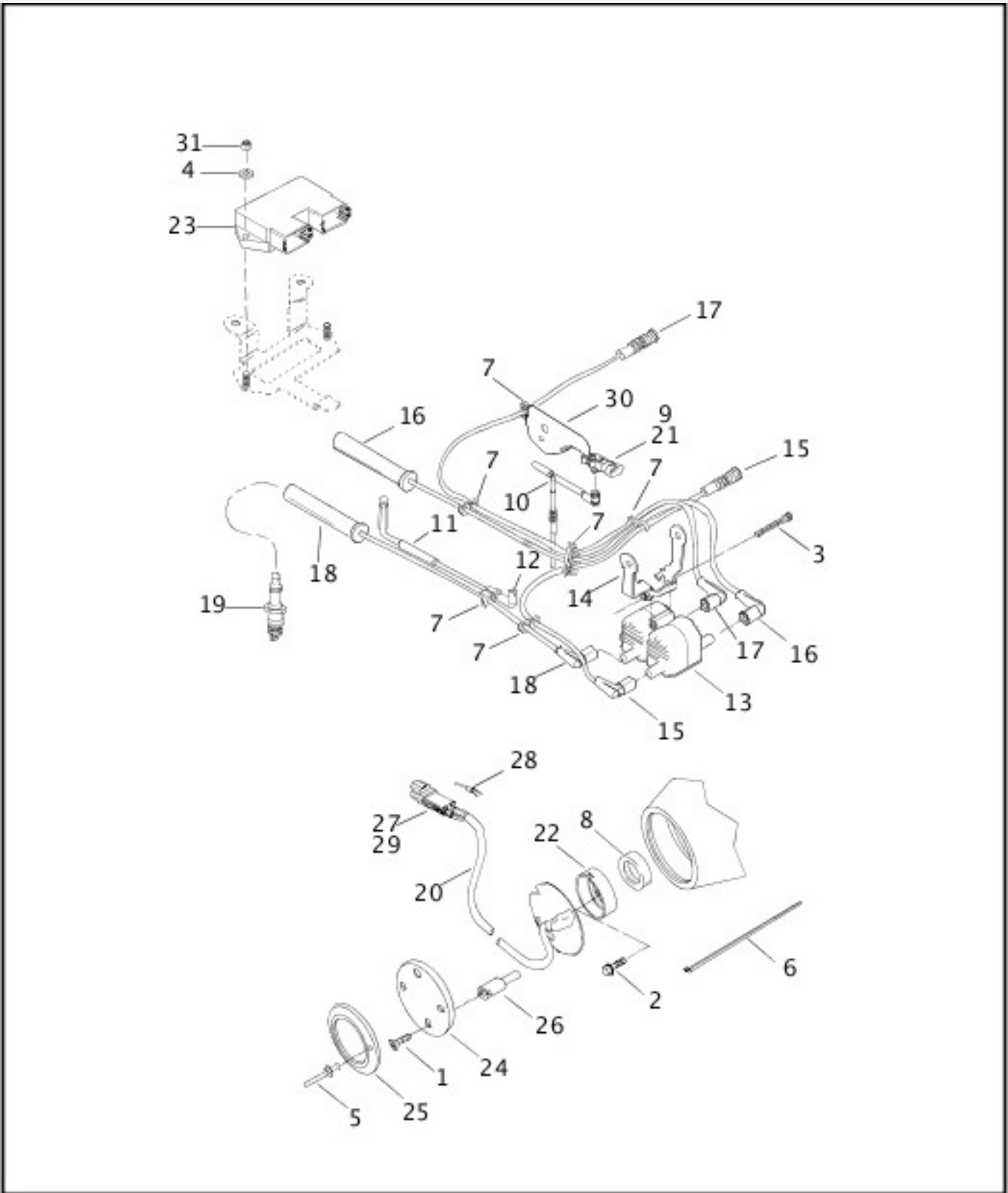
[View interactive table](#)

INDEX NO.	PART NO.	DESCRIPTION	MODEL(S)
1	1601	SCREW (2)	XL1200, XL1200C, XL883, XL883C, XL883HUG, XL883R
2	2611C	BOLT	XL1200, XL1200C, XL883C, XL883HUG, XL883R
3	3987	BOLT	XL1200, XL1200C, XL883C, XL883HUG, XL883R
4	3993	BOLT (2)	XL1200, XL1200C, XL883, XL883C, XL883HUG, XL883R

5	6702	WASHER	XL1200, XL1200C, XL883, XL883C, XL883HUG, XL883R
6	7036	WASHER (2)	XL1200, XL1200C, XL883, XL883C, XL883HUG, XL883R
7	7531	LOCKNUT	XL1200, XL1200C, XL883, XL883C, XL883HUG, XL883R
8	8699	POP RIVET (2)	XL1200, XL1200C, XL883, XL883C, XL883HUG, XL883R
9	10039	CABLE STRAP	XL1200, XL1200C, XL883, XL883C, XL883HUG, XL883R
10	10065	CABLE STRAP	XL1200, XL1200C, XL883, XL883C, XL883HUG, XL883R
11	10108	CLIP	XL1200, XL1200C, XL883, XL883C, XL883HUG, XL883R
12	11124	SEAL	XL1200, XL1200C, XL883, XL883C, XL883HUG, XL883R
13	26558-94A	VACUUM SWITCH, w/ electrical connector assembly	XL1200, XL1200C, XL883, XL883C, XL883HUG, XL883R
14	31614-83A	IGNITION COIL	XL1200, XL1200C, XL883, XL883C, XL883HUG, XL883R
15	31727-85	PLATE, ignition coil mounting	XL1200, XL1200C, XL883, XL883C, XL883HUG, XL883R
16	31738-00	BRACKET, ignition coil mounting	XL1200, XL1200C, XL883, XL883C, XL883HUG, XL883R
17	31986-86A	CABLE, spark plug, 6 1/2 (front)	XL1200, XL1200C, XL883, XL883C, XL883HUG, XL883R
18	31996-86B	CABLE, spark plug, 20, w/ conduit (rear)	XL1200, XL1200C, XL883, XL883C, XL883HUG, XL883R
19	32362-04	SPARK PLUG, No. 6R12 (2)	XL1200, XL1200C, XL883, XL883C, XL883HUG, XL883R
20	32402-83	TRIGGER ROTOR	XL1200, XL1200C, XL883, XL883C, XL883HUG, XL883R
21	32465-98B	IGNITION MODULE, integrated sensor	XL1200, XL1200C
	32466-98B	IGNITION MODULE, integrated sensor	XL883, XL883C, XL883HUG, XL883R
22	32504-80A	INNER COVER	XL1200, XL1200C, XL883, XL883C, XL883HUG
23	32506-90	COVER, timer	XL1200, XL1200C, XL1200S, XL883, XL883C, XL883HUG

	32554-02	COVER, timer	XL883R
24	32606-82	STUD, timer plate (2)	XL1200, XL1200C, XL883, XL883C, XL883HUG, XL883R
25	72106-94BK	CONNECTOR, 6-way (black)	XL1200, XL1200C, XL883, XL883C, XL883HUG, XL883R
26	72112-94BK	CONNECTOR, 2-way (black)	XL1200, XL1200C, XL883, XL883C, XL883HUG, XL883R
27	72146-94	SECONDARY LOCK, 6-pin	XL1200, XL1200C, XL883, XL883C, XL883HUG, XL883R
28	72152-94	SECONDARY LOCK, 2-pin	XL1200, XL1200C, XL883, XL883C, XL883HUG, XL883R
29	72190-94	TERMINAL, pin (5)	XL1200, XL1200C, XL883, XL883C, XL883HUG, XL883R
30	72191-94	TERMINAL, socket (2)	XL1200, XL1200C, XL883, XL883C, XL883HUG, XL883R
31	72195-94	PIN SEAL	XL1200, XL1200C, XL883, XL883C, XL883HUG, XL883R
32	72199-94	ATTACHMENT CLIP	XL1200, XL1200C, XL883, XL883C, XL883HUG, XL883R
INTERNATIONAL MODELS ONLY			
33	32475-00B	IGNITION MODULE (HDI, Australia)	XL883, XL883C, XL883HUG, XL883R

ELECTRONIC IGNITION SYSTEM - 1200 SPORT



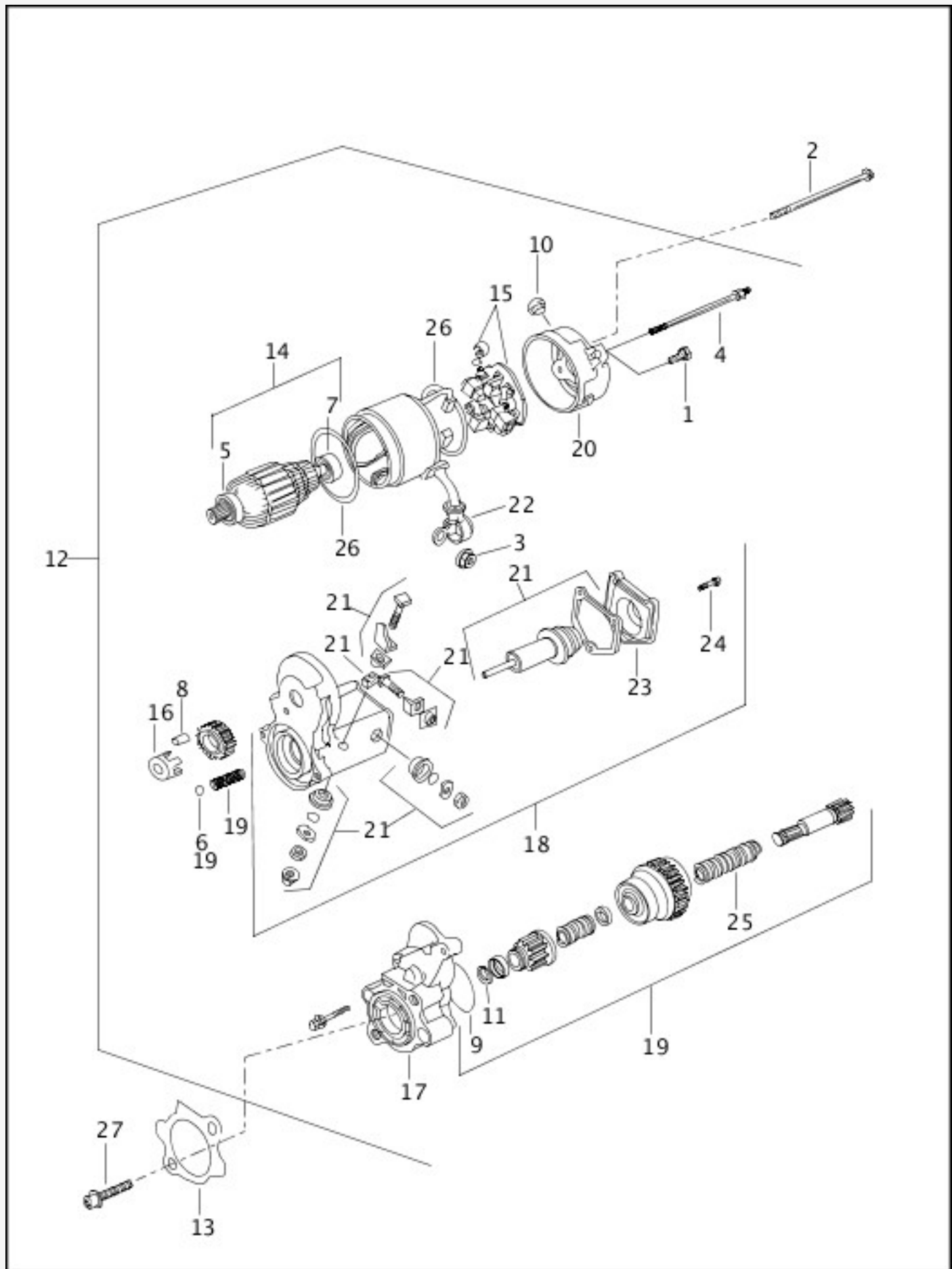
[View interactive image](#)

[View interactive table](#)

INDEX NO.	PART NO.	DESCRIPTION	MODEL(S)
1	1601	SCREW (2)	XL1200S
2	2611C	BOLT	XL1200S
3	4820A	SCREW	XL1200S
4	6716	WASHER (2)	XL1200S
5	8699	POP RIVET (2)	XL1200S
6	10039	CABLE STRAP	XL1200S

7	10214	PLUG WIRE RETENTION KIT	XL1200S
8	11124	SEAL	XL1200S
9	11291	SEAL, manifold air pressure sensor	XL1200S
10	26556-98	HOSE ASSEMBLY, vacuum	XL1200S
11	27067-98A	TUBE, tank to valve, w/ 27250-96B	XL1200S
12	27250-96B	CONNECTOR, elbow, 90 degree	XL1200S
13	31646-98	IGNITION COIL, quad tower	XL1200S
14	31732-98A	BRACKET ASSEMBLY, coil (black)	XL1200S
15	32043-98	SPARK PLUG CABLE, front left	XL1200S
16	32044-98	SPARK PLUG CABLE, front chimney	XL1200S
17	32045-98	SPARK PLUG CABLE, rear left	XL1200S
18	32046-98	SPARK PLUG CABLE, rear chimney	XL1200S
19	32362-04	SPARK PLUG, 6R12 (4)	XL1200S
20	32400-94A	SENSOR ASSEMBLY, w/ 72190-94	XL1200S
21	32417-10	SENSOR, manifold air pressure, w/ 11291	XL1200S
22	32422-98	TRIGGER ROTOR	XL1200S
23	32480-01	MODULE, electronic ignition dual plug	XL1200S
24	32504-80A	INNER COVER	XL1200S
25	32549-98	COVER, timer	XL1200S
26	32606-82	STUD, timer plate (2)	XL1200S
27	72103-94BK	CONNECTOR, 3-way	XL1200S
28	72190-94	TERMINAL, pin (3)	XL1200S
29	72199-94	ANCHOR	XL1200S
30	72375-98	BRACKET, map sensor	XL1200S
31	94025-92T	NUT (2)	XL1200S

STARTER MOTOR



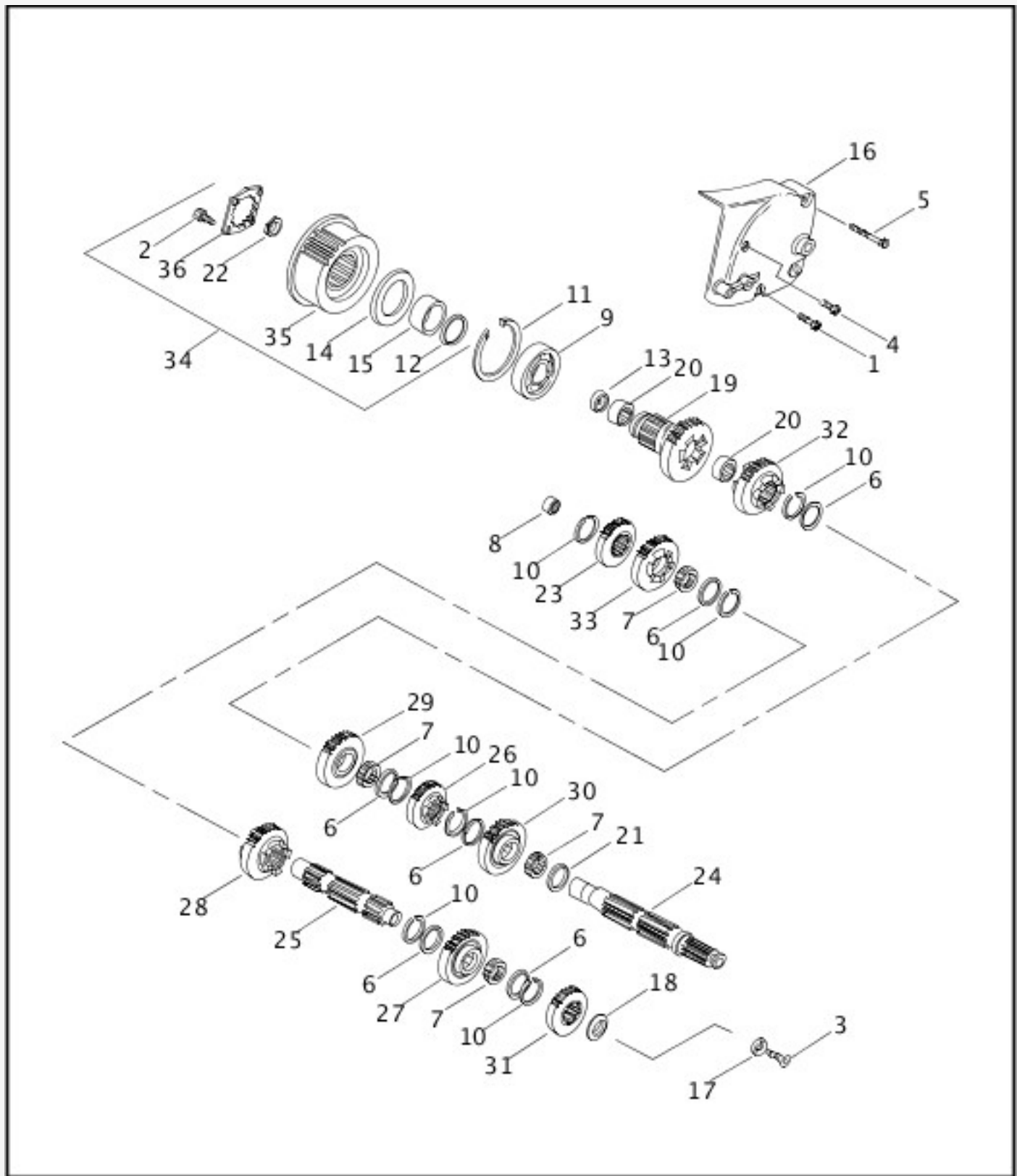
[View interactive image](#)

[View interactive table](#)

INDEX NO.	PART NO.	DESCRIPTION	MODEL(S)
1	929A	SCREW (2)	ALL
2	3350	BOLT, through	ALL
3	3403	LOCKNUT	ALL

4	3559	BOLT, through	ALL
5	8871	BALL BEARING	ALL
6	8879	BALL	ALL
7	8883	BALL BEARING	ALL
8	9077	CLUTCH ROLLER (5)	ALL
9	10957	O-RING	ALL
10	31322-91	COVER	ALL
11	31328-91	RING, snap	ALL
12	31390-91F	STARTER MOTOR, complete	ALL
13	31488-81C	GASKET, starter motor	ALL
14	31515-90	ARMATURE ASSEMBLY, w/ 8871 & 8883	ALL
15	31518-90	HOLDER ASSEMBLY, starter brush	ALL
16	31530-90	RETAINER, idler	ALL
17	31539-91	HOUSING ASSEMBLY	ALL
18	31540-91	SWITCH ASSEMBLY, magnetic	ALL
19	31556-91D	CLUTCH SUB-ASSEMBLY, w/ 8879, 10957, 31328-91 & 31692-90	ALL
20	31599-91	FRAME, starter end	ALL
21	31603-91	REPAIR KIT, starter solenoid	ALL
22	31662-90	CAP TERMINAL (rubber)	ALL
23	31688-90	COVER, solenoid	ALL
24	31689-90	BOLT, w/ washer (3)	ALL
25	31692-90	SPRING	ALL
26	31695-90	O-RING, yoke (2)	ALL
27	45902-00	SCREW (2)	ALL

TRANSMISSION GEARS



[View interactive image](#)

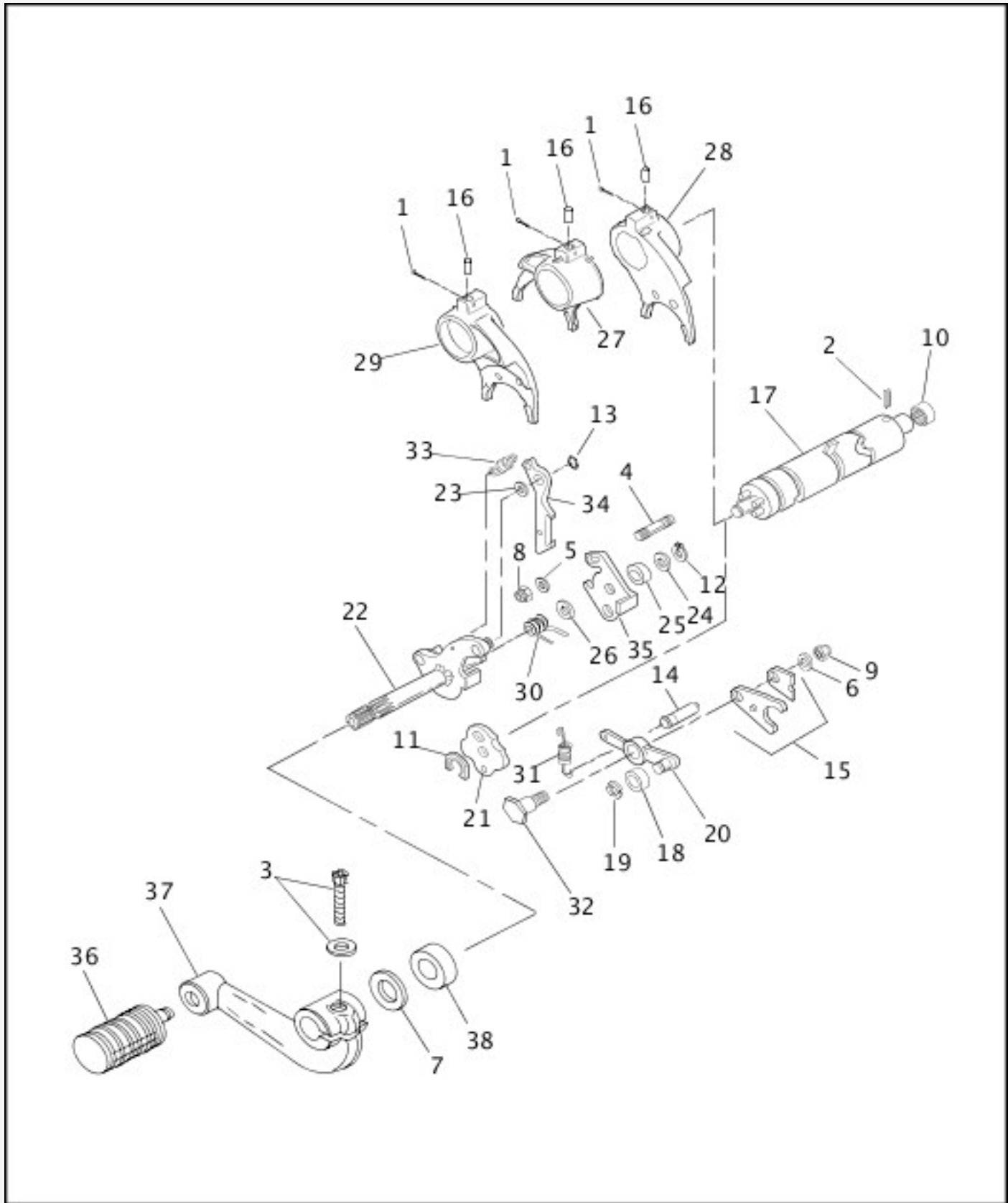
[View interactive table](#)

INDEX NO.	PART NO.	DESCRIPTION	MODEL(S)
1	3480A	SCREW, sems	ALL
2	3594	SCREW (2)	ALL
3	3675	SCREW	ALL
4	4820A	SCREW, sems	ALL
5	4826	SCREW, sems	ALL
6	6003	WASHER (6)	ALL

7	8876A	BEARING (4)	ALL
8	8977	BEARING, closed end	ALL
9	8996A	BEARING, ball	ALL
10	11067	RETAINING RING (7)	ALL
11	11161	RETAINING RING	ALL
12	11165	QUAD SEAL	ALL
13	12030	OIL SEAL	ALL
14	12067B	OIL SEAL	ALL
15	33344-94	SPACER	ALL
16	34911-91A	SPROCKET COVER	XL1200, XL883, XL883HUG
	34932-96	SPROCKET COVER	XL1200C
	34938-98	SPROCKET COVER	XL1200S, XL883C
	34943-02	SPROCKET COVER (black)	XL883R
17	35020-89	RETAINER, countershaft	ALL
18	35022-89A	SPACER	ALL
19	35034-94	GEAR ASSEMBLY, w/ 13 & 20, fifth-mainshaft	ALL
20	35051-89A	BEARING, needle (2)	ALL
21	35063-89	SPACER	ALL
22	35211-91B	NUT, sprocket	ALL
23	35633-94	GEAR, fifth-countershaft	ALL
24	35640-89	MAINSHAFT	ALL
25	35641-89	COUNTERSHAFT	ALL
26	35762-89A	GEAR, first-mainshaft	ALL
27	35763-89A	GEAR, first-countershaft	ALL
28	35771-94	GEAR, third-countershaft	ALL
29	35772-94	GEAR, third-mainshaft	ALL
30	35773-94	GEAR, fourth-mainshaft	ALL
31	35775-94	GEAR, fourth-countershaft	ALL
32	35796-00	GEAR, second-mainshaft	ALL
33	35797-00	GEAR, second-countershaft	ALL

34	40202-91B	SPROCKET KIT, 29T, w/ 2, 12, 14, 15, 22, 35 & 36	XL1200, XL1200C, XL1200S
	40285-91B	SPROCKET KIT, 27T, w/ 2, 12, 14, 15, 22, 35 & 36	XL883, XL883C, XL883HUG, XL883R
35	40205-95	SPROCKET, 29T (used w/ 40202-91B)	XL1200, XL1200C, XL1200S
	40288-95	SPROCKET, 27T (used w/ 40285-91B)	XL883, XL883C, XL883HUG, XL883R
36	40251-92A	RETENTION PLATE	ALL

SHIFTER



[View interactive image](#)

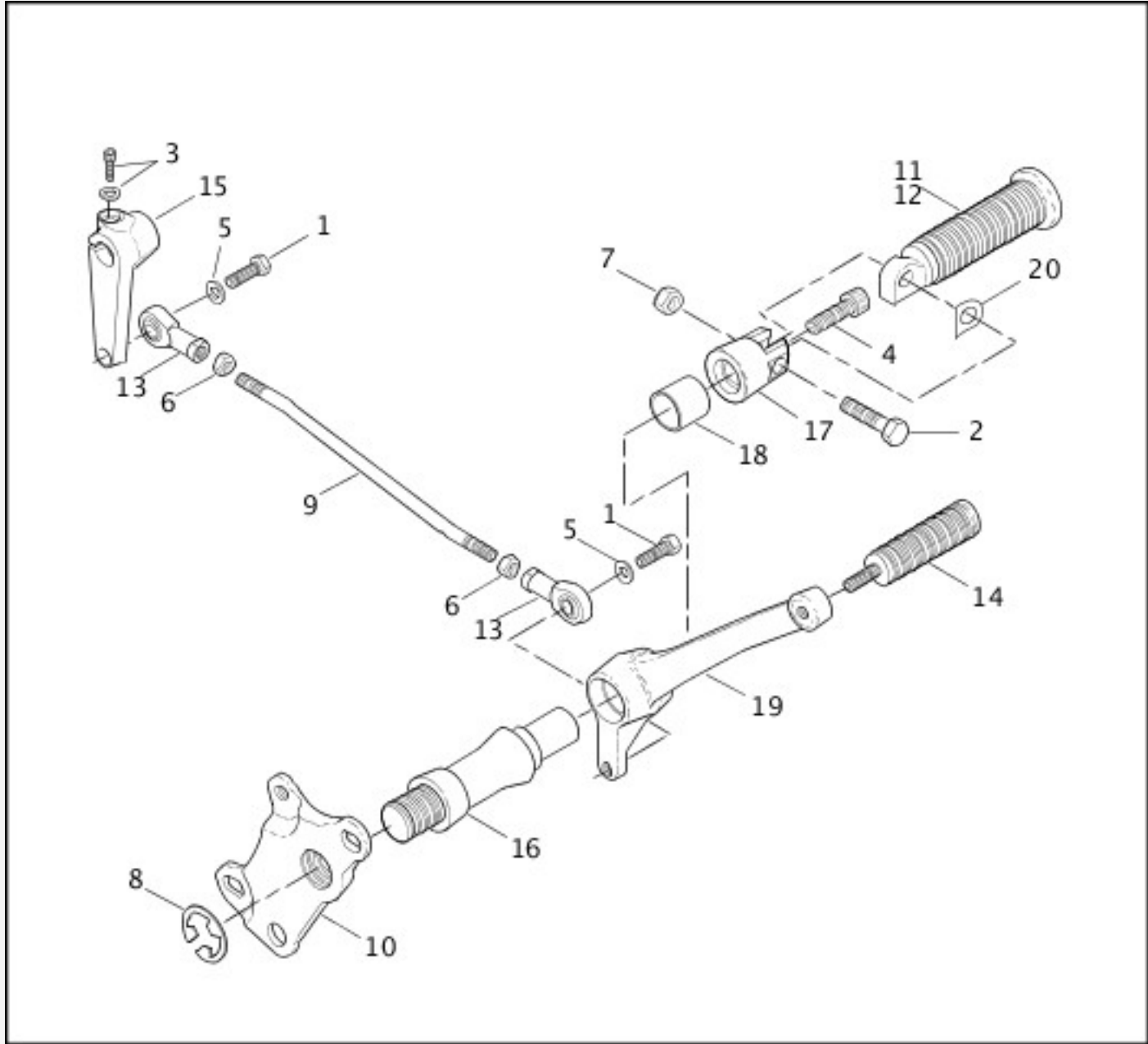
[View interactive table](#)

INDEX NO.	PART NO.	DESCRIPTION	MODEL(S)
1	515	COTTER PIN (3)	ALL
2	601	ROLL PIN	ALL
3	4741A	SCREW, w/ washer	XL1200, XL1200S, XL883, XL883HUG, XL883R
4	5226B	STUD (2)	ALL
5	6099	WASHER (2)	ALL

6	6702	WASHER	ALL
7	7019	WASHER (rubber)	ALL
8	7683	LOCKNUT (2)	ALL
9	7739	LOCKNUT, detent arm	ALL
10	9151	BEARING, closed end	ALL
11	11019	RETAINING RING	ALL
12	11031	RETAINING RING	ALL
13	11185	RETAINING RING	ALL
14	24530-90	PIN, spring	ALL
15	33178-90B	SHIFTER PLATE KIT	ALL
16	33319-90	ROLLER (3)	ALL
17	33634-91A	SHIFTER DRUM ASSEMBLY, w/ 601	ALL
18	33652-90	ROLLER, detent	ALL
19	33653-90	RETAINING RING	ALL
20	33655-90	DETENT ARM	ALL
21	33656-90A	PLATE, detent	ALL
22	34015-91	SHIFTER SHAFT	ALL
23	34073-91	SPACER, pawl	ALL
24	34075-89	WASHER	ALL
25	34076-89	BUSHING	ALL
26	34077-91	WASHER	ALL
27	34142-89C	SHIFTER FORK, first & second	ALL
28	34144-89C	SHIFTER FORK, third & fifth	ALL
29	34147-89C	SHIFTER FORK, fourth	ALL
30	34481-91A	SPRING	ALL
31	34483-90	SPRING	ALL
32	34486-90	SCREW, detent arm	ALL
33	34491-91	SPRING	ALL
34	34492-91	SHIFTER PAWL	ALL
35	34560-91	BASEPLATE	ALL

36	34611-65A	SHIFTER PEG	XL1200, XL1200S, XL883, XL883HUG, XL883R
37	34615-94	SHIFT LEVER, foot (chrome)	XL1200, XL1200S, XL883, XL883HUG, XL883R
38	37101-84B	OIL SEAL	ALL

SHIFTER - 883/1200 CUSTOM



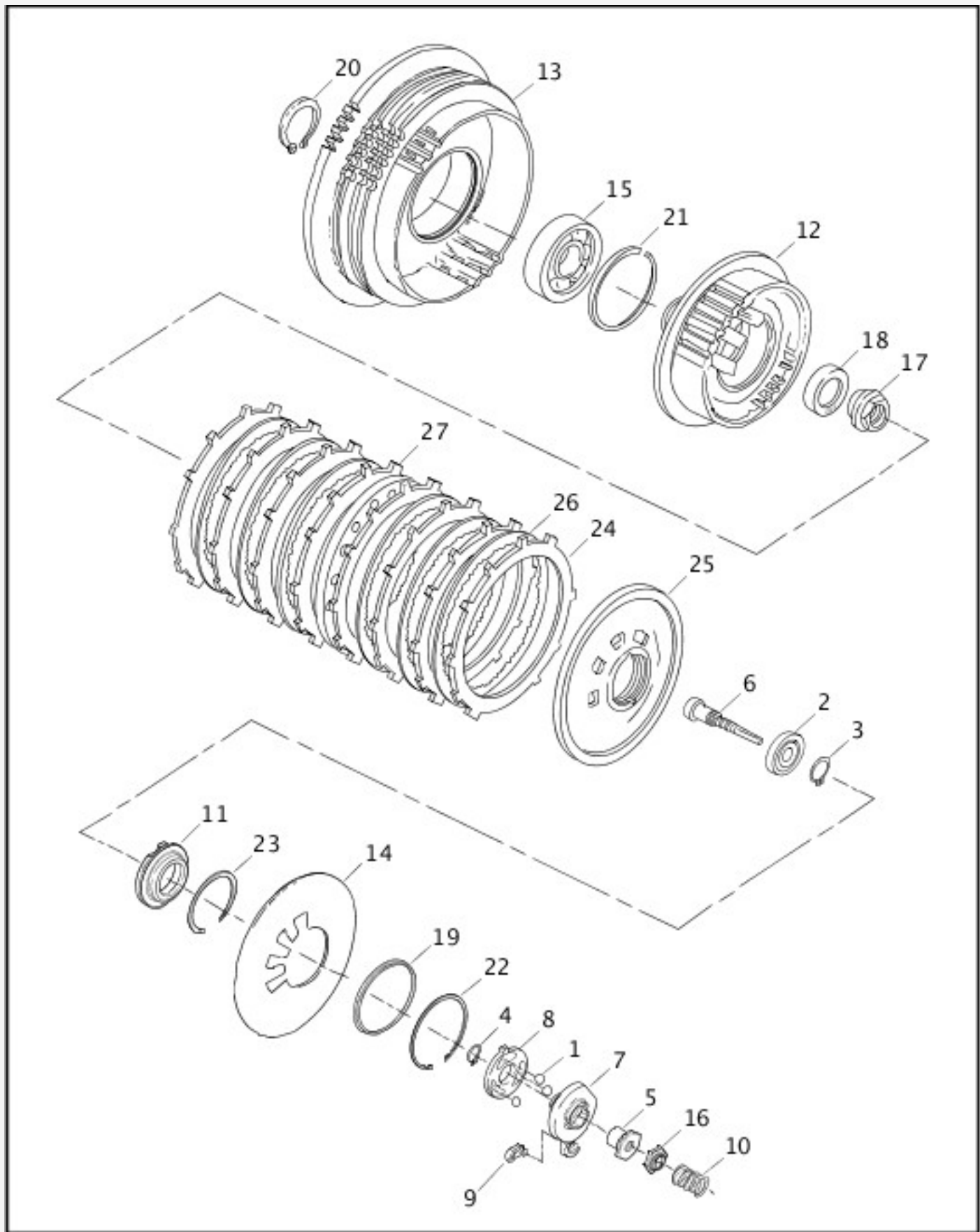
[View interactive image](#)

[View interactive table](#)

INDEX NO.	PART NO.	DESCRIPTION	MODEL(S)
1	4017	BOLT (2)	XL1200C, XL883C
2	4721	BOLT	XL1200C, XL883C
3	4741A	SCREW, w/ washer	XL1200C, XL883C
4	4748	SCREW	XL1200C, XL883C
5	6702	WASHER (2)	XL1200C, XL883C

6	7744	JAM NUT (2)	XL1200C, XL883C
7	7778	LOCKNUT, lock	XL1200C, XL883C
8	11302	RING RETAINING	XL1200C, XL883C
9	11763	ROD, shifter	XL1200C, XL883C
10	16297-99	ENGINE MOUNT, lower left	XL1200C, XL883C
11	33032-99	FOOTPEG ASSEMBLY, w/ 33216-99	XL1200C, XL883C
12	33216-99	FOOTPEG (rubber)	XL1200C, XL883C
13	33871-85B	ROD END (2)	XL1200C, XL883C
14	34611-65A	SHIFTER PEG	XL1200C, XL883C
15	34670-04	SHIFTER LEVER	XL1200C, XL883C
16	42420-99	FOOTREST SUPPORT, forward control	XL1200C, XL883C
17	42426-99	CLEVIS, footrest mounting	XL1200C, XL883C
18	42443-80A	BUSHING, brake pedal	XL1200C, XL883C
19	49303-98	SHIFTER LEVER ASSEMBLY, w/ 42443-80A	XL1200C, XL883C
20	50912-72	SPRING WASHER	XL1200C, XL883C

CLUTCH



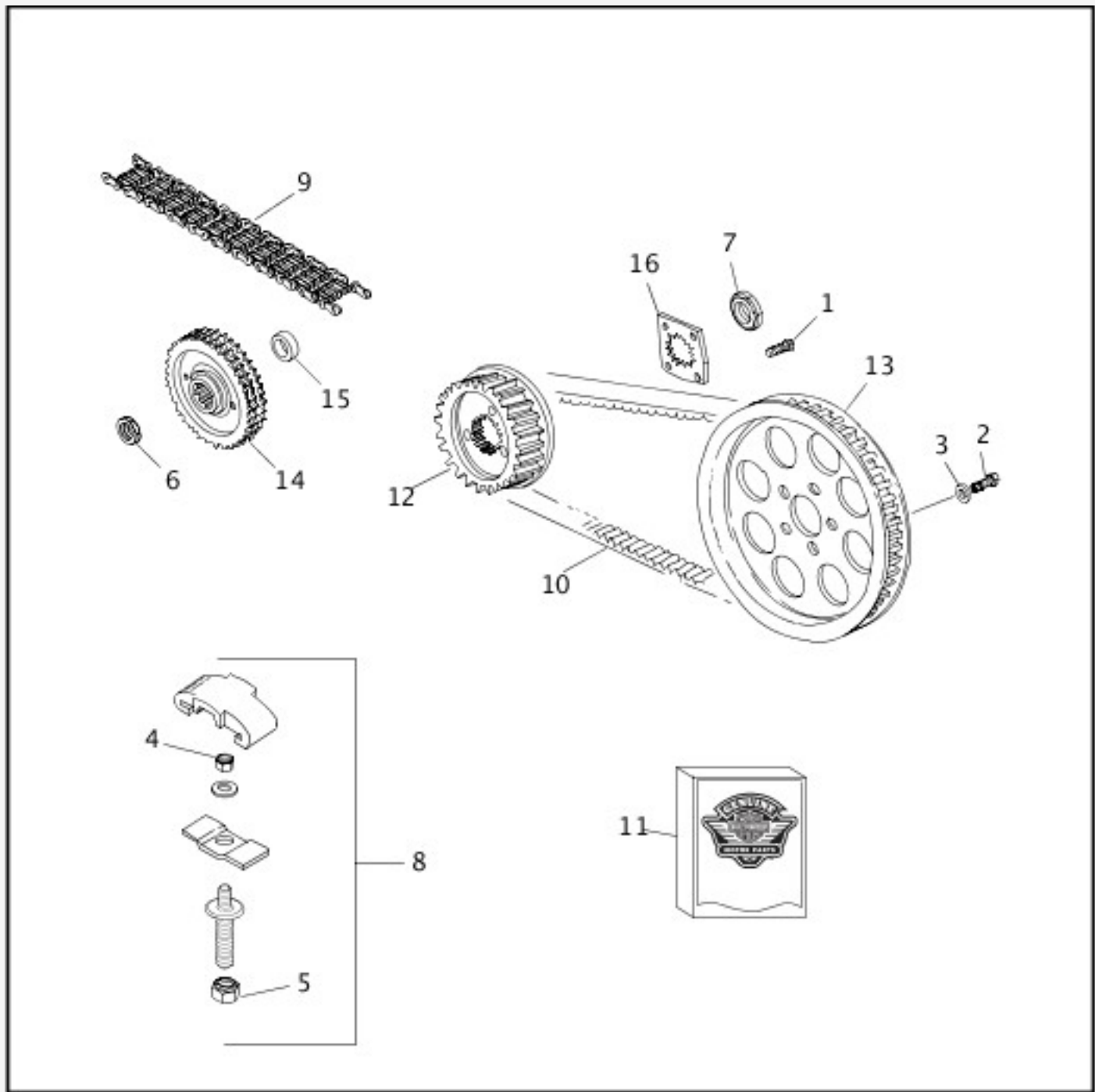
[View interactive image](#)

[View interactive table](#)

INDEX NO.	PART NO.	DESCRIPTION	MODEL(S)
1	8873	BALL (3)	ALL
2	8885	BEARING	ALL
3	11046	RETAINING RING	ALL
4	11250	RETAINING RING	ALL

5	11730A	WELL NUT	ALL
6	11752	ADJUSTMENT SCREW	ALL
7	25409-94B	RAMP, outer	ALL
8	25453-87A	RAMP, inner	ALL
9	34920-86A	COUPLING, clutch cable	ALL
10	36715-94	SPRING, clutch adjustment	ALL
11	36731-91	RELEASE PLATE	ALL
12	36785-91	CLUTCH HUB	ALL
13	36790-91	CLUTCH SHELL & SPROCKET, w/ 36799-91 & 37905-90	ALL
14	36792-91	SPRING, diaphragm	ALL
15	36799-91	BALL BEARING	ALL
16	36802-84B	LOCKPLATE, well type	ALL
17	37495-91	NUT, main shaft	ALL
18	37870-91	SPRING WASHER	ALL
19	37872-90	SEAT, spring-inner	ALL
20	37904-90	RETAINING RING	ALL
21	37905-90	RETAINING RING	ALL
22	37908-90	RETAINING RING	ALL
23	37909-90	RETAINING RING	ALL
24	37911-90	FRICTION PLATE (paper) (8)	ALL
25	37912-91	PRESSURE PLATE	ALL
26	37913-90	STEEL PLATE (6)	ALL
27	37977-90	SPRING PLATE	ALL

BELTS & SPROCKETS



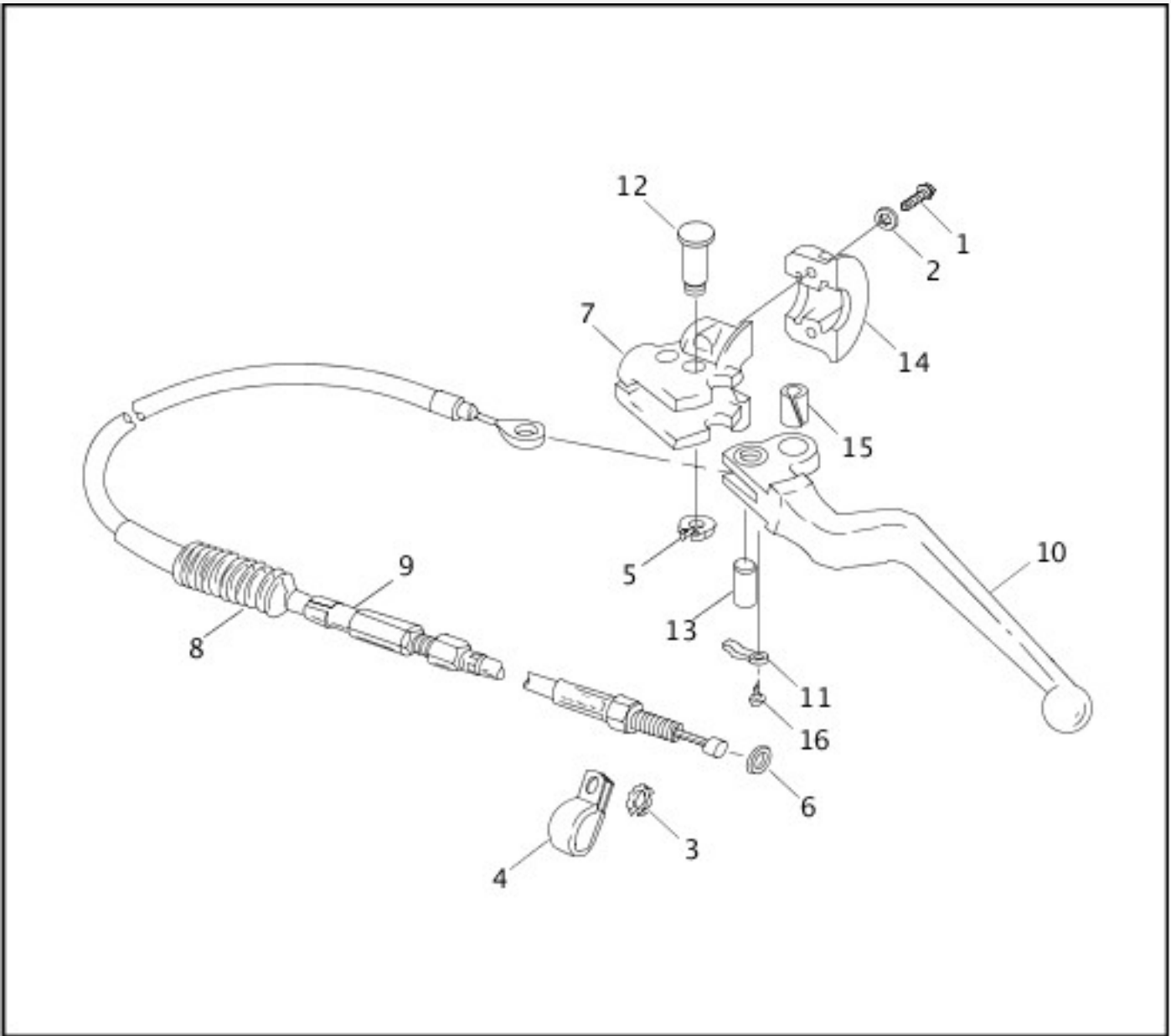
[View interactive image](#)

[View interactive table](#)

INDEX NO.	PART NO.	DESCRIPTION	MODEL(S)
1	3594	SCREW (2)	ALL
2	3899	SCREW (5)	ALL
3	6516HW	WASHER (5)	ALL
4	7667	NUT	ALL
5	7804	LOCKNUT, sealing	ALL
6	7839	NUT, engine sprocket	ALL
7	35211-91B	NUT, transmission sprocket	ALL

8	39975-90A	CHAIN ADJUSTER ASSEMBLY	ALL
9	40005-57B	PRIMARY CHAIN	ALL
10	40022-91	BELT, 128T	ALL
11	40202-91B	SPROCKET KIT, transmission, 29T (belt), w/ 1, 7, 12, 16, seal and spacer	XL1200, XL1200C, XL1200S
	40285-91B	SPROCKET KIT, transmission, 27T (belt), w/ 1, 7, 12, 16, seal and spacer	XL883, XL883C, XL883HUG, XL883R
12	40205-95	SPROCKET, transmission, 29T (used w/ 40202-91B)	XL1200, XL1200C, XL1200S
	40288-95	SPROCKET, transmission, 27T (used w/ 40285-91B)	XL883, XL883C, XL883HUG, XL883R
13	40213-00	SPROCKET, rear wheel, 61T (belt) (black)	XL1200, XL1200C, XL883, XL883HUG
	40227-00	SPROCKET, rear wheel, 61T (belt) (silver)	XL1200S, XL883, XL883C, XL883HUG, XL883R
14	40235-89B	ENGINE SPROCKET, 35T	ALL
15	40240-89	SPACER, sprocket	ALL
16	40251-92A	RETENTION PLATE	ALL

CLUTCH CONTROL



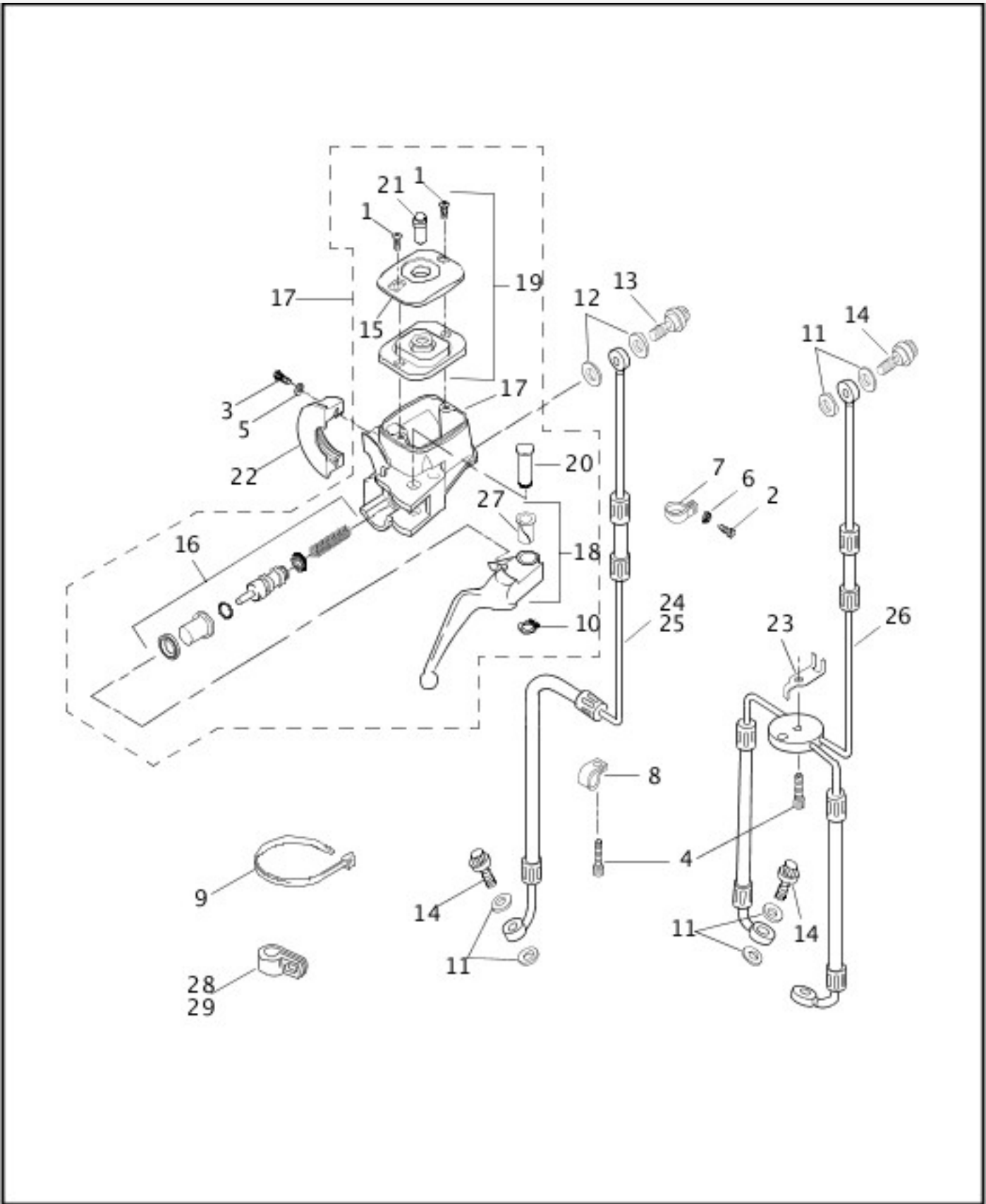
[View interactive image](#)

[View interactive table](#)

INDEX NO.	PART NO.	DESCRIPTION	MODEL(S)
1	4132	SCREW (2)	ALL
2	6101	WASHER (2)	ALL
3	7145W	LOCKWASHER	ALL
4	10123	CLIP	ALL
5	11143	RETAINING RING	ALL
6	11179	O-RING	ALL
7	38608-96	BRACKET, clutch lever	ALL
8	38630-88	BOOT, clutch cable	ALL
9	38662-00	CABLE ASSEMBLY	XL1200, XL883HUG, XL883R
	38663-00	CABLE ASSEMBLY	XL1200C, XL1200S, XL883, XL883C

10	45015-96	HAND LEVER, w/ 45021-86, 45423-92 & 90770-79	ALL
11	45021-86	SPRING, anti-rattle	ALL
12	45032-82	PIVOT PIN	ALL
13	45036-88	PIN, clutch cable	ALL
14	45044-96A	CLAMP, clutch control	ALL
15	45423-92	BUSHING	ALL
16	90770-79	SCREW, spring, clutch lever	ALL

FRONT BRAKE CONTROL



[View interactive image](#)

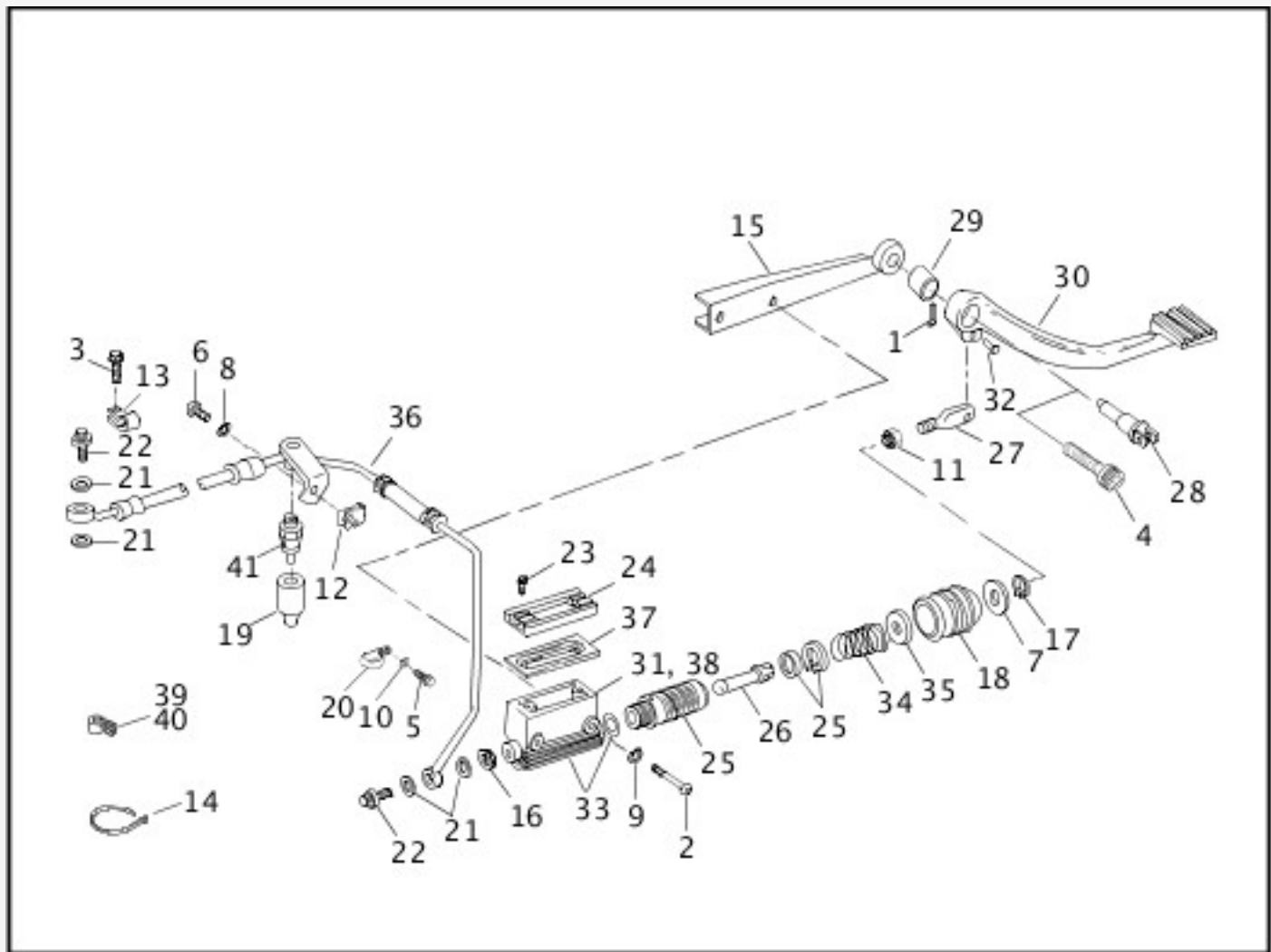
[View interactive table](#)

INDEX NO.	PART NO.	DESCRIPTION	MODEL(S)
1	2579A	SCREW (2)	ALL
2	4240	SCREW	ALL
3	4132	SCREW (2)	ALL
4	4741A	SCREW	ALL

5	6101	WASHER (2)	ALL
6	7220	LOCKWASHER	ALL
7	10031	CLAMP	ALL
8	10053	CLAMP	XL1200, XL1200C, XL883, XL883C, XL883HUG, XL883R
9	10065	CABLE STRAP (3)	ALL
10	11143	RETAINING RING, external	ALL
11	41731-01	GASKET, brake line (2)	XL1200, XL1200C, XL883, XL883C, XL883HUG, XL883R
11	41731-01	GASKET, brake line (6)	XL1200S
12	41733-88	GASKET, master cylinder top (2)	XL1200, XL1200C, XL883, XL883C, XL883HUG, XL883R
13	41739-84A	BOLT, master cylinder top	XL1200, XL1200C, XL883, XL883C, XL883HUG, XL883R
14	41747-82A	BOLT, brake line	XL1200, XL1200C, XL883, XL883C, XL883HUG, XL883R
14	41747-82A	BOLT, brake line (3)	XL1200S
15	45004-96A	COVER, master cylinder	ALL
16	45006-96C	REPAIR KIT, master cylinder	XL1200, XL1200C, XL883, XL883C, XL883HUG, XL883R
	45072-96C	REPAIR KIT, master cylinder	XL1200S, XL883R
17	45013-96D	MASTER CYLINDER ASSEMBLY	XL1200S, XL883R
	45019-96D	MASTER CYLINDER ASSEMBLY	XL1200, XL1200C, XL883, XL883C, XL883HUG, XL883R
18	45016-96	LEVER ASSEMBLY, brake	ALL
19	45030-03C	COVER KIT, reservoir, w/ 2579A	ALL
20	45032-82	PIN, hand lever	ALL
21	45042-96	SIGHT GLASS	ALL
22	45044-	CLAMP, master cylinder	ALL

	96A		
23	45074-95	GUIDE, anti-rotation	XL1200S, XL883R
24	45121-96	BRAKE LINE, front (use 45121-96A)	XL1200, XL883HUG
	45143-88B	BRAKE LINE, front (use 45121-96A)	XL1200C, XL883, XL883C
25	45121-96A	BRAKE LINE KIT, front, w/ 10065, 41731-01, 41733-88, 68562-84 & 71795-63A	XL1200, XL1200C, XL883, XL883C, XL883HUG
26	45148-96A	BRAKE LINE KIT, front, w/ 10065, 41731-01 & 71795-63A	XL1200S
	45194-99A	BRAKE LINE KIT, front, w/ 10065, 41731-01 & 71795-63A	XL883R
27	45423-96	BUSHING, pivot lever	ALL
28	68562-84	CLAMP	XL1200, XL1200C, XL883, XL883C, XL883HUG
29	71795-63A	CLAMP	ALL

REAR BRAKE CONTROL



[View interactive image](#)

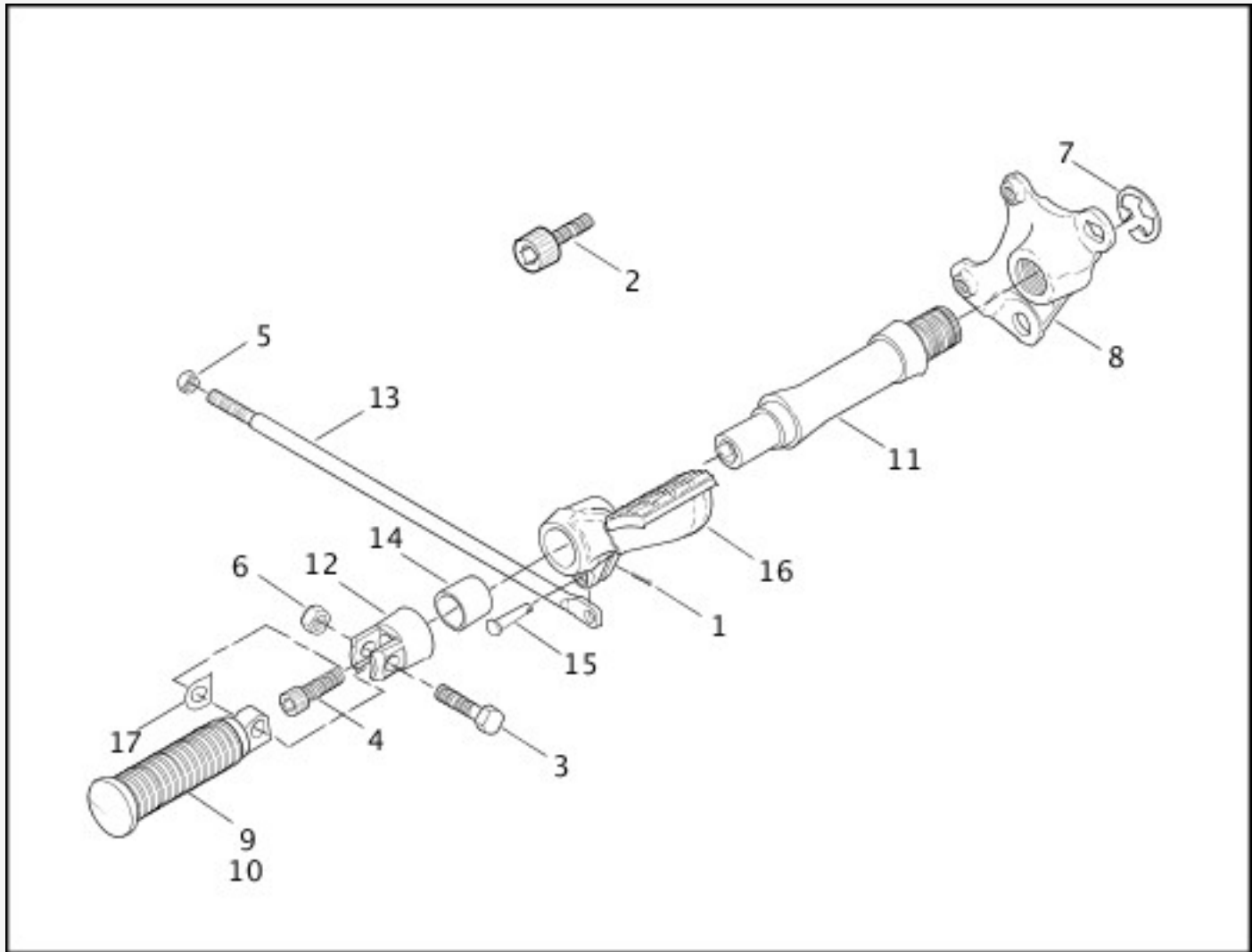
[View interactive table](#)

INDEX NO.	PART NO.	DESCRIPTION	MODEL(S)
1	515	COTTER PIN	XL1200, XL1200S, XL883, XL883HUG, XL883R
2	853A	SCREW (2)	ALL
3	2501A	SCREW (2)	ALL
4	3201WA	SCREW	ALL
5	3549A	SCREW	XL1200C, XL883C
6	4240	SCREW	ALL
7	6366	WASHER	ALL
8	6702	WASHER	ALL
9	7042	LOCKWASHER (2)	ALL
10	7220	LOCKWASHER	ALL
11	7744	JAM NUT	XL1200, XL1200S, XL883, XL883HUG, XL883R

12	8144	LOCKNUT	ALL
13	10031	CLAMP (2)	ALL
14	10065	CABLE STRAP (3)	ALL
15	34909-90	STIFFENER, master cylinder	XL1200, XL1200S, XL883, XL883C, XL883HUG, XL883R
	34933-96	STIFFENER, master cylinder	XL1200C
16	35078-79	NUT	ALL
17	40903-87	RETAINING RING	ALL
18	40922-87A	BOOT, push rod	ALL
19	41642-82	BOOT, brake switch	ALL
20	41713-86	CLAMP	ALL
21	41731-01	GASKET (4)	ALL
22	41747-82A	BOLT (2)	ALL
23	42375-87	BOLT (2)	ALL
24	42381-87	COVER, master cylinder	ALL
25	42382-87C	REPAIR KIT, master cylinder	ALL
26	42436-87	PUSH ROD	ALL
27	42437-87	ROD END	XL1200, XL1200S, XL883, XL883HUG, XL883R
28	42441-90A	CLEVIS, footrest mounting	XL1200, XL1200S, XL883, XL883HUG, XL883R
29	42443-80A	BUSHING	XL1200, XL1200S, XL883, XL883HUG, XL883R
30	42447-96	PEDAL ASSEMBLY, w/ 515, 42437-87, 42443-80A & 42460-80B	XL1200, XL1200S, XL883, XL883HUG, XL883R
31	42456-87C	MASTER CYLINDER	ALL

32	42460-80B	CLEVIS PIN	XL1200, XL1200S, XL883, XL883HUG, XL883R
33	42472-87	REPAIR KIT, master cylinder body	ALL
34	42479-90	SPRING	ALL
35	44126-87	RETAINER, spring	ALL
36	44438-87C	HOSE KIT, rear brake, w/ 10065, 41731-01, 68562-84 & 71795-63A	ALL
37	45005-85	GASKET, master cylinder cover	ALL
38	45042-82	REPAIR KIT, sight glass	ALL
39	68562-84	CLAMP	ALL
40	71795-63A	CLAMP	ALL
41	72023-51E	STOP LAMP SWITCH, w/ terminal	ALL

REAR BRAKE CONTROL - 883/1200 CUSTOM



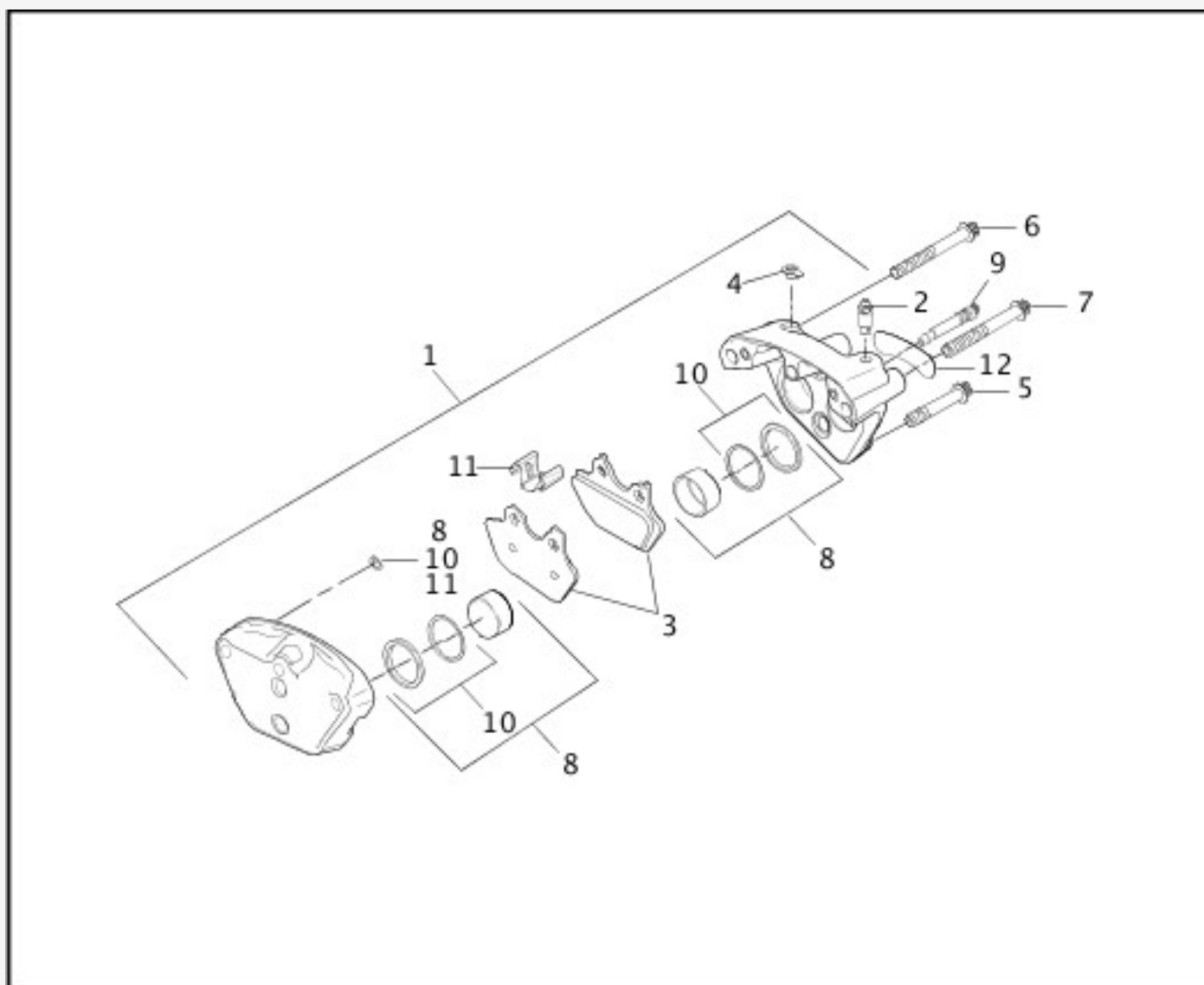
[View interactive image](#)

[View interactive table](#)

INDEX NO.	PART NO.	DESCRIPTION	MODEL(S)
1	515	COTTER PIN	XL1200C, XL883C
2	3549A	SCREW, hex socket head	XL1200C, XL883C
3	4721	BOLT, hex head	XL1200C, XL883C
4	4748	SCREW, hex socket head	XL1200C, XL883C
5	7744	JAM NUT (2)	XL1200C, XL883C
6	7778	LOCKNUT, lock	XL1200C, XL883C
7	11302	RING RETAINING	XL1200C, XL883C
8	16294-99	ENGINE MOUNT, lower (RH)	XL1200C, XL883C
9	33032-99	FOOTPEG ASSEMBLY, w/ 33216-99	XL1200C, XL883C
10	33216-99	FOOTPEG (rubber)	XL1200C, XL883C
11	42421-99	FOOTREST SUPPORT, forward control	XL1200C, XL883C
12	42426-99	CLEVIS, footrest mounting	XL1200C, XL883C

13	42432-99	ROD, rear brake	XL1200C, XL883C
14	42443-80A	BUSHING, brake pedal	XL1200C, XL883C
15	42460-80B	PIN, clevis	XL1200C, XL883C
16	42580-99	BRAKE PEDAL	XL1200C, XL883C
17	50912-72	SPRING WASHER	XL1200C, XL883C

FRONT BRAKE CALIPER



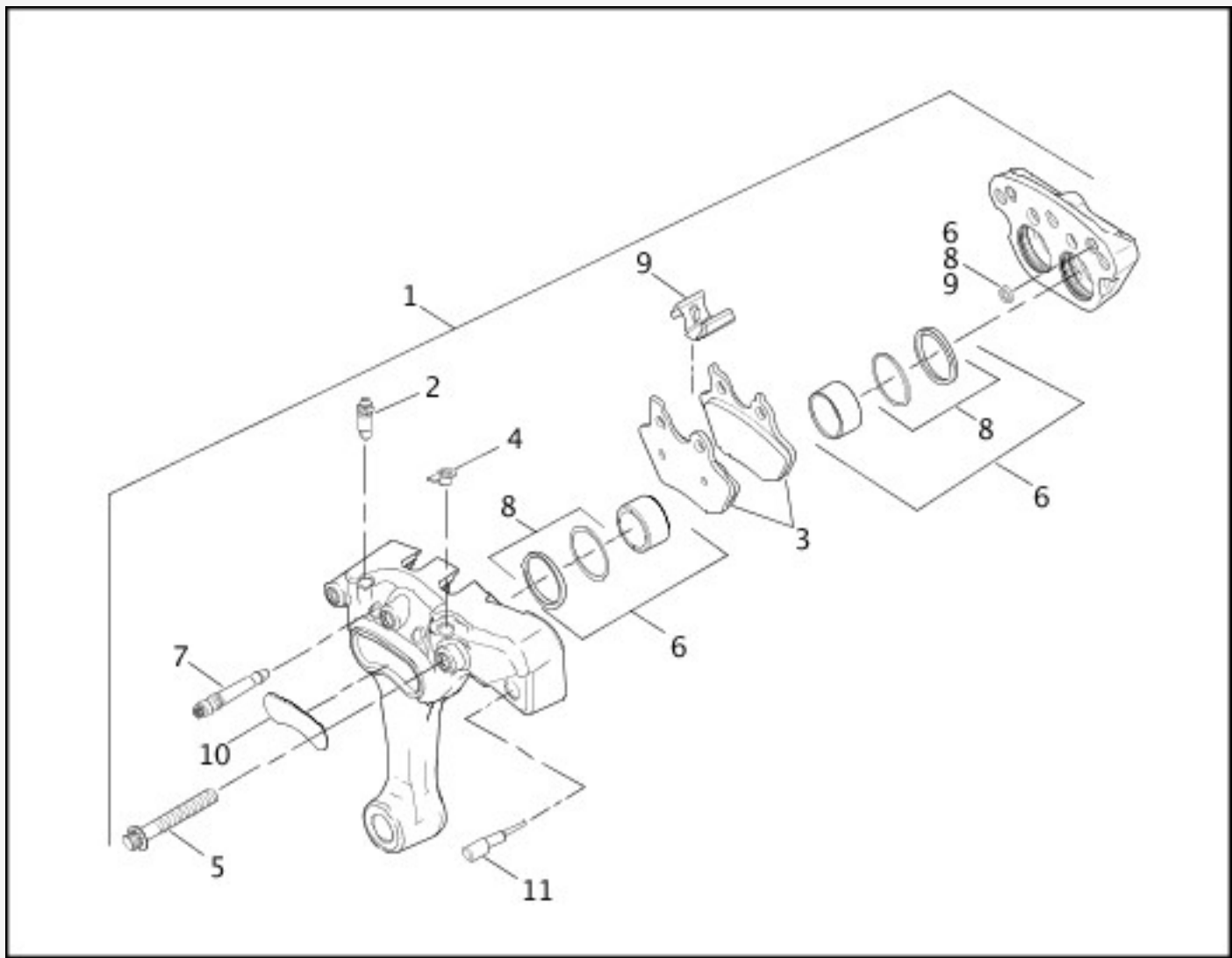
[View interactive image](#)

[View interactive table](#)

INDEX NO.	PART NO.	DESCRIPTION	MODEL(S)
1	44023-00C	CALIPER ASSEMBLY, right	XL1200S
	44046-00D	CALIPER ASSEMBLY, left	XL1200, XL1200C, XL1200S, XL883, XL883C, XL883HUG
	44381-99C	CALIPER ASSEMBLY, left (also order 44338-00)	XL883R

	44382-99C	CALIPER ASSEMBLY, right (also order 44338-00)	XL883R
2	44048-83	BLEEDER FITTING	XL1200, XL1200C, XL883, XL883C, XL883HUG, XL883R
2	44048-83	BLEEDER FITTING (2)	XL1200S
3	44082-00D	PAD KIT	ALL
4	44147-87A	CAP BLEEDER	XL1200, XL1200C, XL883, XL883C, XL883HUG, XL883R
4	44147-87A	CAP BLEEDER (2)	XL1200S
5	44160-00	BOLT, caliper mounting, lower	XL1200, XL1200C, XL883, XL883C, XL883HUG, XL883R
5	44160-00	BOLT, caliper mounting, lower (2)	XL1200S
6	44163-00	BOLT, caliper mounting, upper	XL1200, XL1200C, XL883, XL883C, XL883HUG, XL883R
6	44163-00	BOLT, caliper mounting, upper (2)	XL1200S
7	44177-00	BOLT, bridge (2)	XL1200, XL1200C, XL883, XL883C, XL883HUG, XL883R
7	44177-00	BOLT, bridge (4)	XL1200S
8	44313-01	PISTON KIT	ALL
9	44314-00	PAD PIN KIT	ALL
10	44315-00	SEAL KIT	ALL
11	44337-00B	SPRING KIT, anti-rattle	ALL
12	44338-00	DECAL	XL1200, XL1200C, XL883, XL883C, XL883HUG, XL883R
12	44338-00	DECAL (2)	XL1200S

REAR BRAKE CALIPER

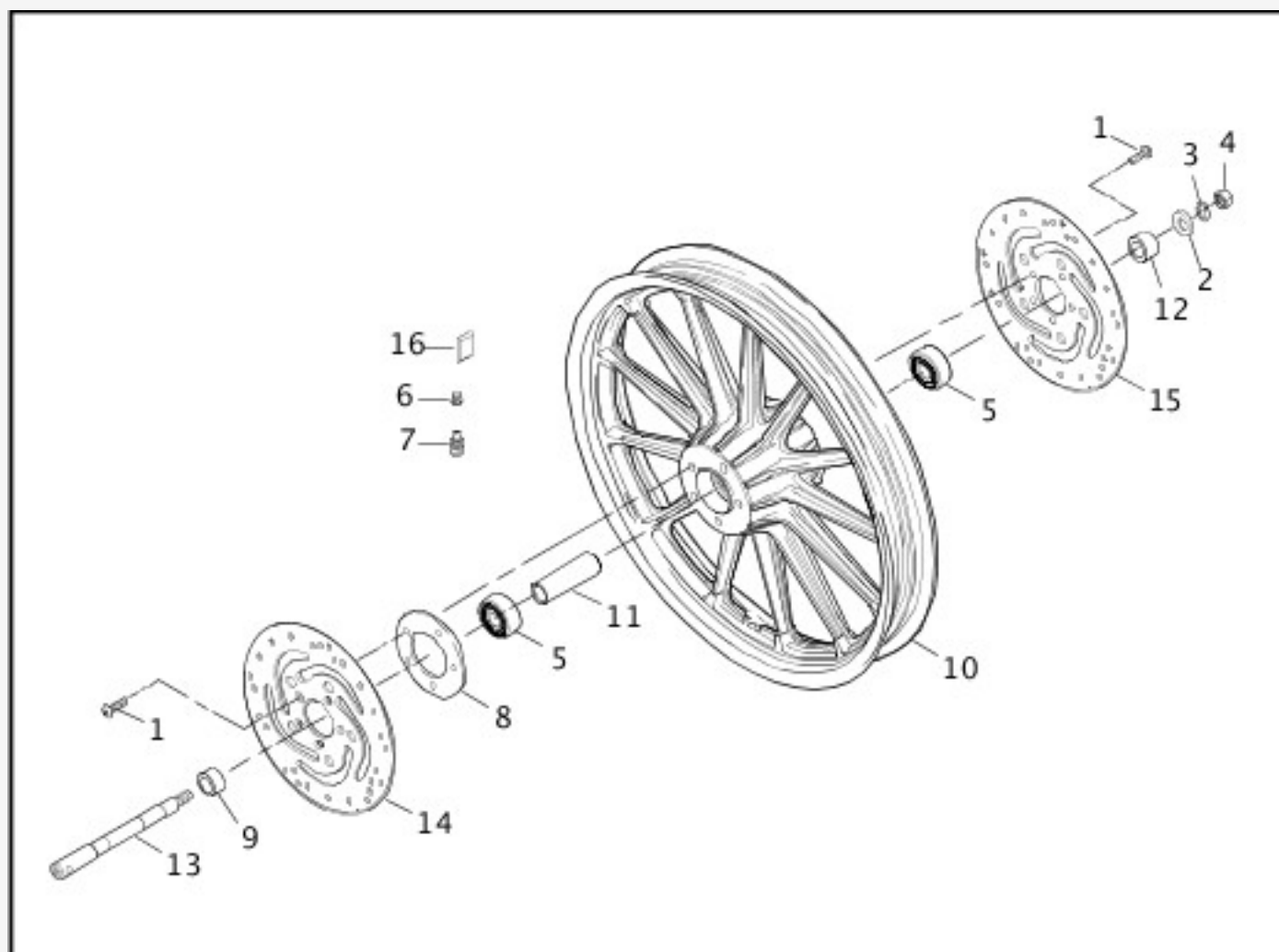


[View interactive image](#)

[View interactive table](#)

INDEX NO.	PART NO.	DESCRIPTION	MODEL(S)
1	40925-00A	CALIPER ASSEMBLY	XL1200, XL1200C, XL1200S, XL883, XL883C, XL883HUG
	40965-02A	CALIPER ASSEMBLY, silver	XL883R
2	44048-83	SCREW, bleeder	ALL
3	44082-00D	PAD KIT	ALL
4	44147-87A	CAP, bleeder screw	ALL
5	44177-00	BOLT, bridge (3)	ALL
6	44313-01	PISTON KIT	ALL
7	44314-00	PAD PIN KIT	ALL
8	44315-00	SEAL KIT	ALL
9	44337-00B	SPRING KIT, anti-rattle	ALL
10	44338-00	DECAL	ALL
11	44351-00	BUMPER	ALL

FRONT WHEEL - CAST



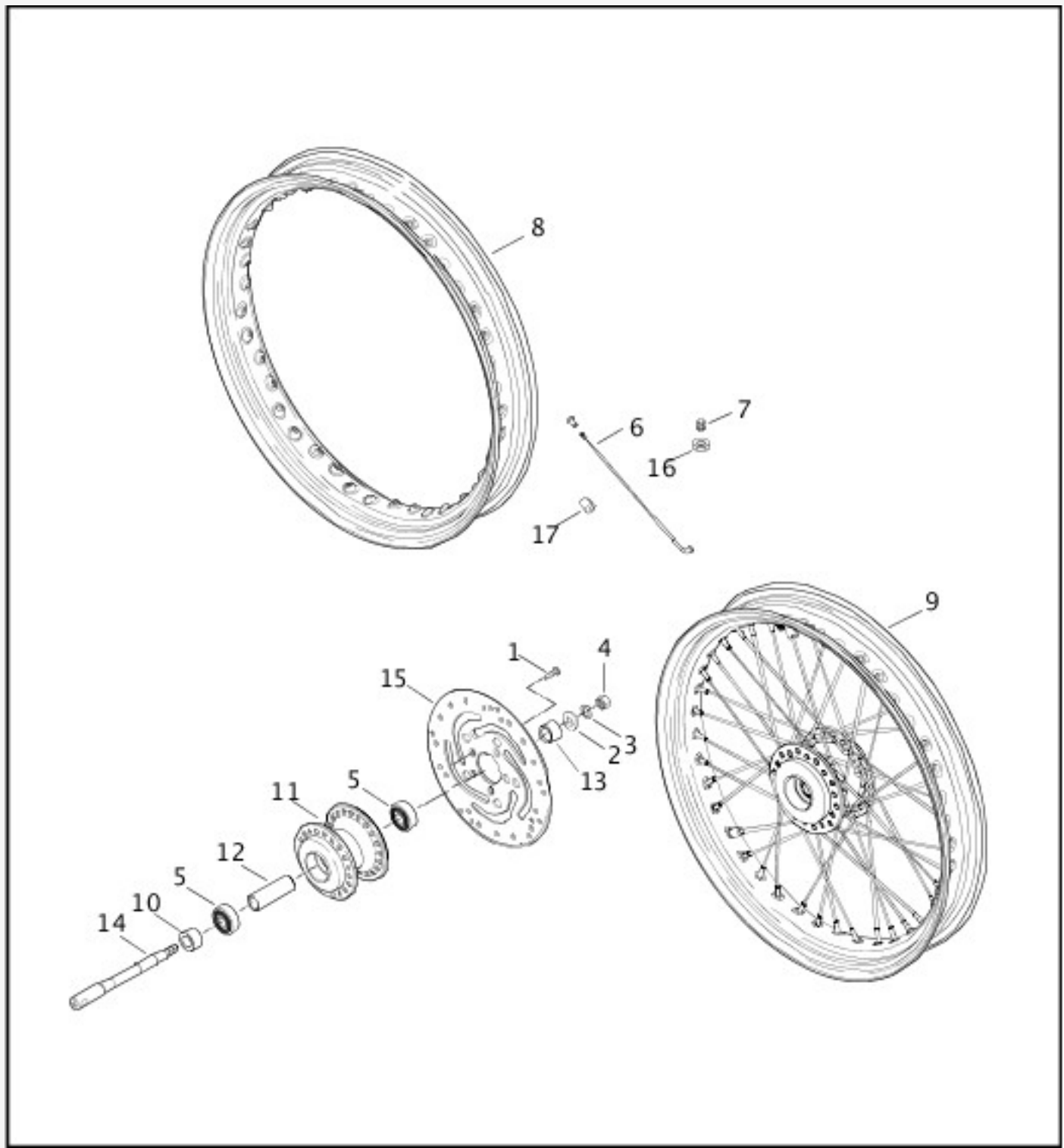
[View interactive image](#)

[View interactive table](#)

INDEX NO.	PART NO.	DESCRIPTION	MODEL(S)
1	3655A	SCREW (5)	XL1200, XL883, XL883HUG, XL883R
1	3655A	SCREW (10)	XL1200S
2	6590HW	WASHER	ALL
3	7068	LOCKWASHER	ALL
4	7956	NUT	ALL
5	9267	ROLLER BEARING (2)	ALL
6	41123-79	VALVE CAP	XL1200, XL1200S, XL883, XL883HUG, XL883R
7	43157-83A	VALVE STEM ASSEMBLY	XL1200, XL1200S, XL883, XL883HUG, XL883R
8	43355-00	HUB PLATE (black)	XL1200
	43359-00	HUB PLATE (silver)	XL883, XL883HUG, XL883R

9	43358-00	SPACER, bearing	ALL
10	43499-00A	WHEEL, 19 inch, 13-spoke, w/o bearings & sleeve (black)	XL1200
	43594-00A	WHEEL, 19 inch, 13-spoke, w/o bearings & sleeve (silver)	XL1200S, XL883, XL883HUG, XL883R
11	43613-00	SPACER, hub	ALL
12	43617-00A	SPACER, bearing	ALL
13	43895-00	FRONT AXLE	ALL
14	44136-00	DISC, brake, right	XL1200S, XL883R
15	44156-00	DISC, brake, left	XL1200, XL1200S, XL883, XL883HUG, XL883R
16	95594-84A	WHEEL WEIGHT, 5 grams (black)	XL1200, XL1200S
	95595-84A	WHEEL WEIGHT, 5 grams (silver)	XL883, XL883HUG, XL883R

FRONT WHEEL - LACED



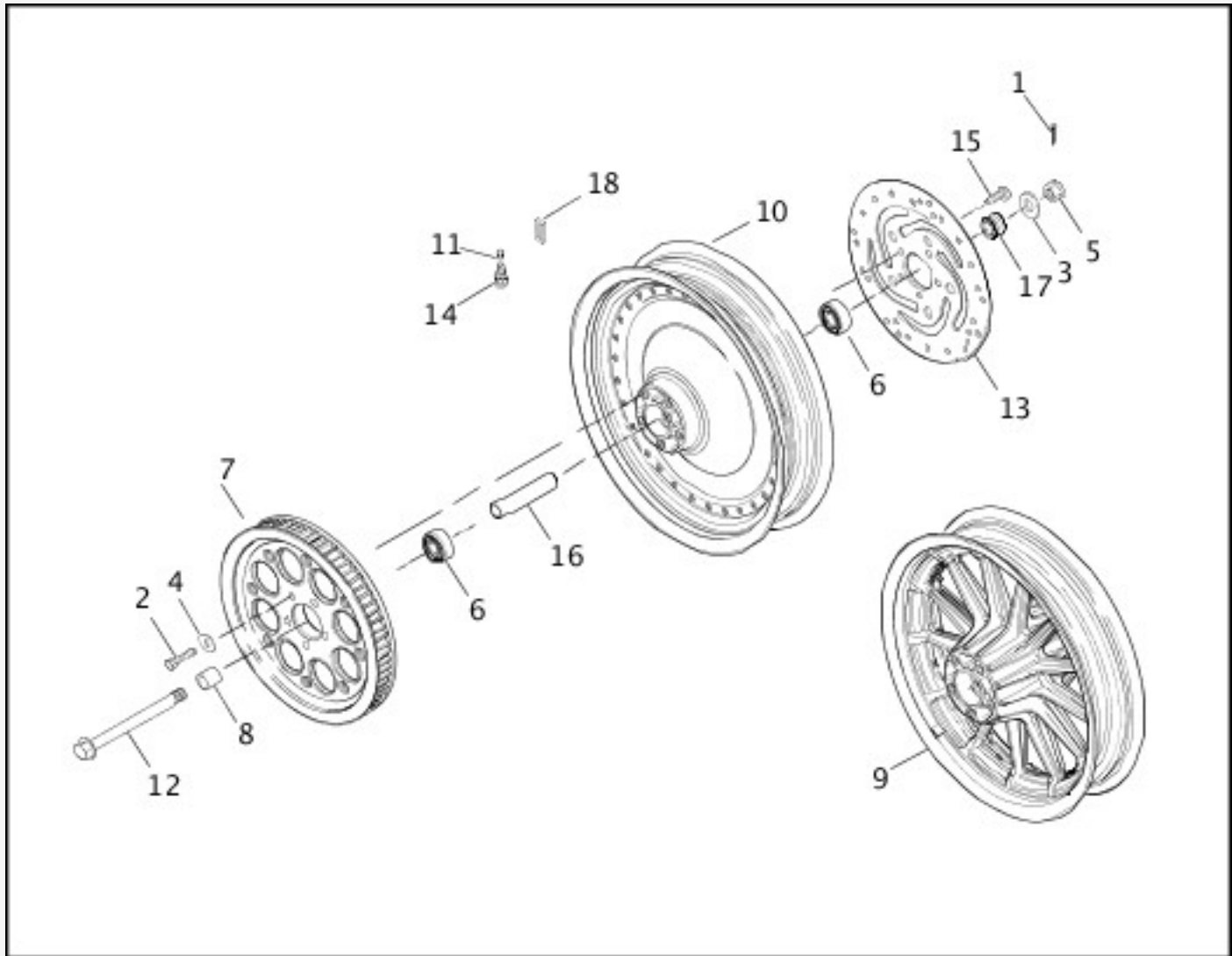
[View interactive image](#)

[View interactive table](#)

INDEX NO.	PART NO.	DESCRIPTION	MODEL(S)
1	3655A	SCREW (5)	ALL
2	6590HW	WASHER	ALL
3	7068	LOCKWASHER	ALL
4	7956	NUT	ALL
5	9267	ROLLER BEARING (2)	ALL
6	40759-05	SPOKE AND NIPPLE KIT, 21 inch rim, long, set of 20	XL1200C, XL883C

	40760-05	SPOKE AND NIPPLE KIT, 21 inch rim, short, set of 20	XL1200C, XL883C
	40761-05	SPOKE AND NIPPLE KIT, 19 inch rim, short, set of 20	XL1200, XL883, XL883HUG
	40762-05	SPOKE AND NIPPLE KIT, 19 inch rim, long, set of 20	XL1200, XL883, XL883HUG
7	41123-79	VALVE CAP	ALL
8	43001-06	RIM, 19 inch (chrome)	XL1200, XL883, XL883HUG
	43662-80B	RIM, 21 inch (chrome)	XL1200C, XL883C
9	43312-05A	WHEEL ASSEMBLY, 19 inch, w/ 40761-05, 40762-05, 43001-06 & hub, w/o bearings & sleeve	XL1200, XL883, XL883HUG
	43557-05A	WHEEL ASSEMBLY, 21 inch, w/ 40759-05, 40760-05, 43662-08B & hub, w/o bearings & sleeve	XL1200C, XL883C
10	43358-00	SPACER, bearing	XL1200, XL1200C, XL883, XL883C, XL883HUG
11	43610-00A	WHEEL HUB ASSEMBLY (use 43557-05A)	XL1200C, XL883C
	43619-00A	WHEEL HUB ASSEMBLY (use 43312-05A)	XL1200, XL883, XL883HUG
12	43613-00	SPACER, hub	ALL
13	43617-00A	SPACER, bearing	ALL
14	43895-00	FRONT AXLE	ALL
15	44156-00	DISC, brake	XL1200, XL1200C, XL883, XL883C, XL883HUG
16	54321-85	NUT, valve stem	ALL
17	95578-41	WHEEL WEIGHT, 1/2 oz.	XL1200, XL1200C, XL883, XL883C, XL883HUG
	95581-47	WHEEL WEIGHT, 3/4 oz.	XL1200, XL1200C, XL883, XL883C, XL883HUG
	95582-47	WHEEL WEIGHT, 1 oz.	XL1200, XL1200C, XL883, XL883C, XL883HUG

REAR WHEEL - CAST



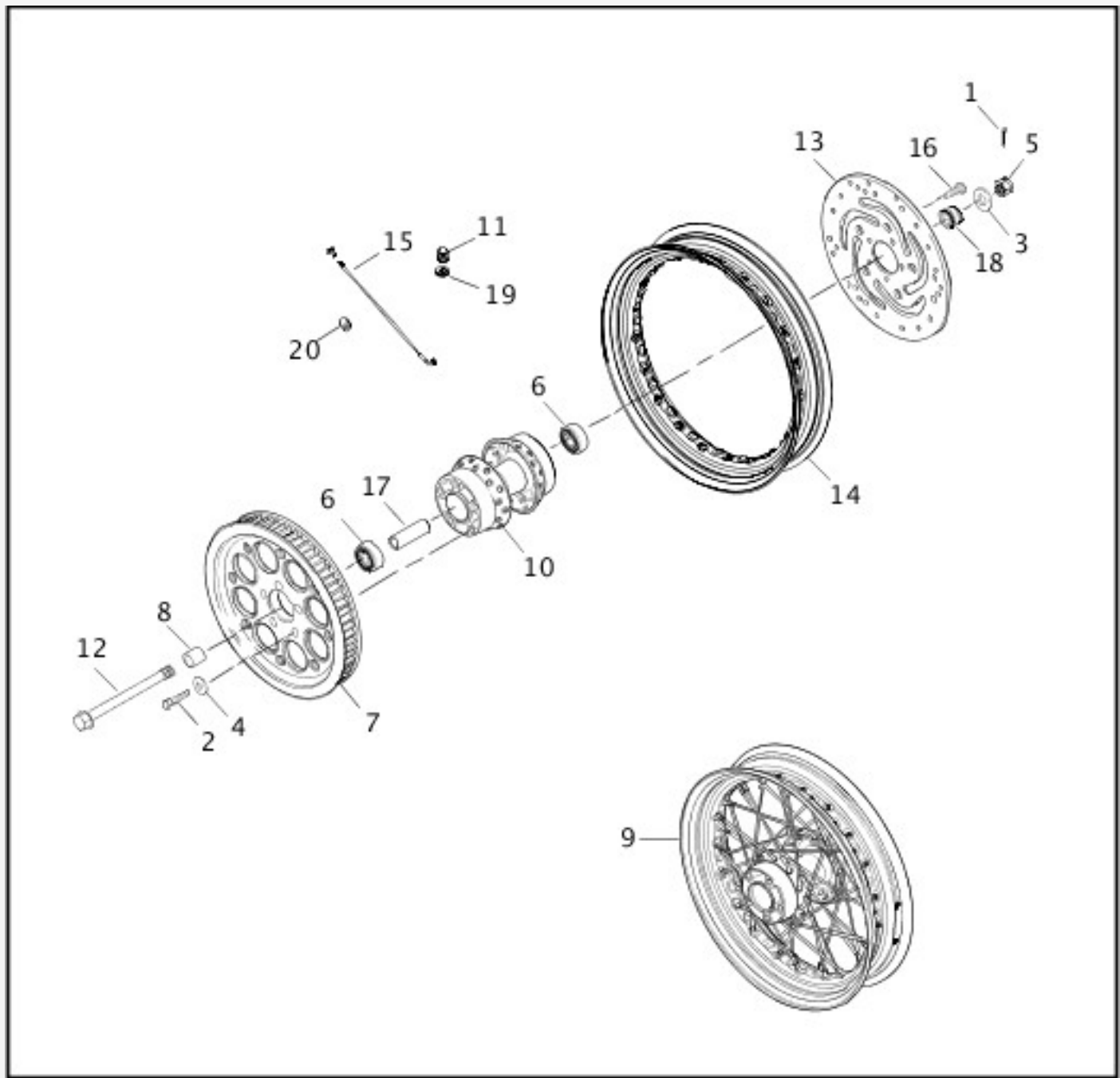
[View interactive image](#)

[View interactive table](#)

INDEX NO.	PART NO.	DESCRIPTION	MODEL(S)
1	511	COTTER PIN	ALL
2	3899	SCREW (5)	ALL
3	5756	WASHER	ALL
4	6516HW	WASHER (5)	ALL
5	7987	NUT	ALL
6	9267	ROLLER BEARING (2)	ALL
7	40213-00	SPROCKET, 61T (black)	XL1200, XL1200C, XL883, XL883HUG
	40227-00	SPROCKET, 61T (silver)	XL1200S, XL883, XL883C, XL883HUG, XL883R
8	40910-00A	SPACER, sprocket side	ALL
9	40992-00A	WHEEL, 16 inch, 13-spoke, w/o bearings & sleeve (silver)	XL1200S, XL883, XL883HUG

	41012-00A	WHEEL, 16 inch, 13-spoke, w/o bearings & sleeve (black)	XL1200
10	41013-00A	WHEEL, 16 inch, solid with slots, w/o bearings & sleeve (chrome)	XL1200C
	41058-00A	WHEEL, 16 inch, solid with holes, w/o bearings & sleeve (silver)	XL883C
11	41123-79	VALVE CAP	ALL
12	41563-77A	AXLE ASSEMBLY	ALL
13	41797-00	BRAKE DISC	ALL
14	43157-83A	VALVE STEM	ALL
15	43567-92	SCREW, brake disc (5)	ALL
16	43608-00	SLEEVE WHEEL BEARING, spacer	ALL
17	43654-00A	SPACER, disk side	ALL
18	95595-84A	WHEEL WEIGHT, 5 grams (4)	ALL

REAR WHEEL - LACED



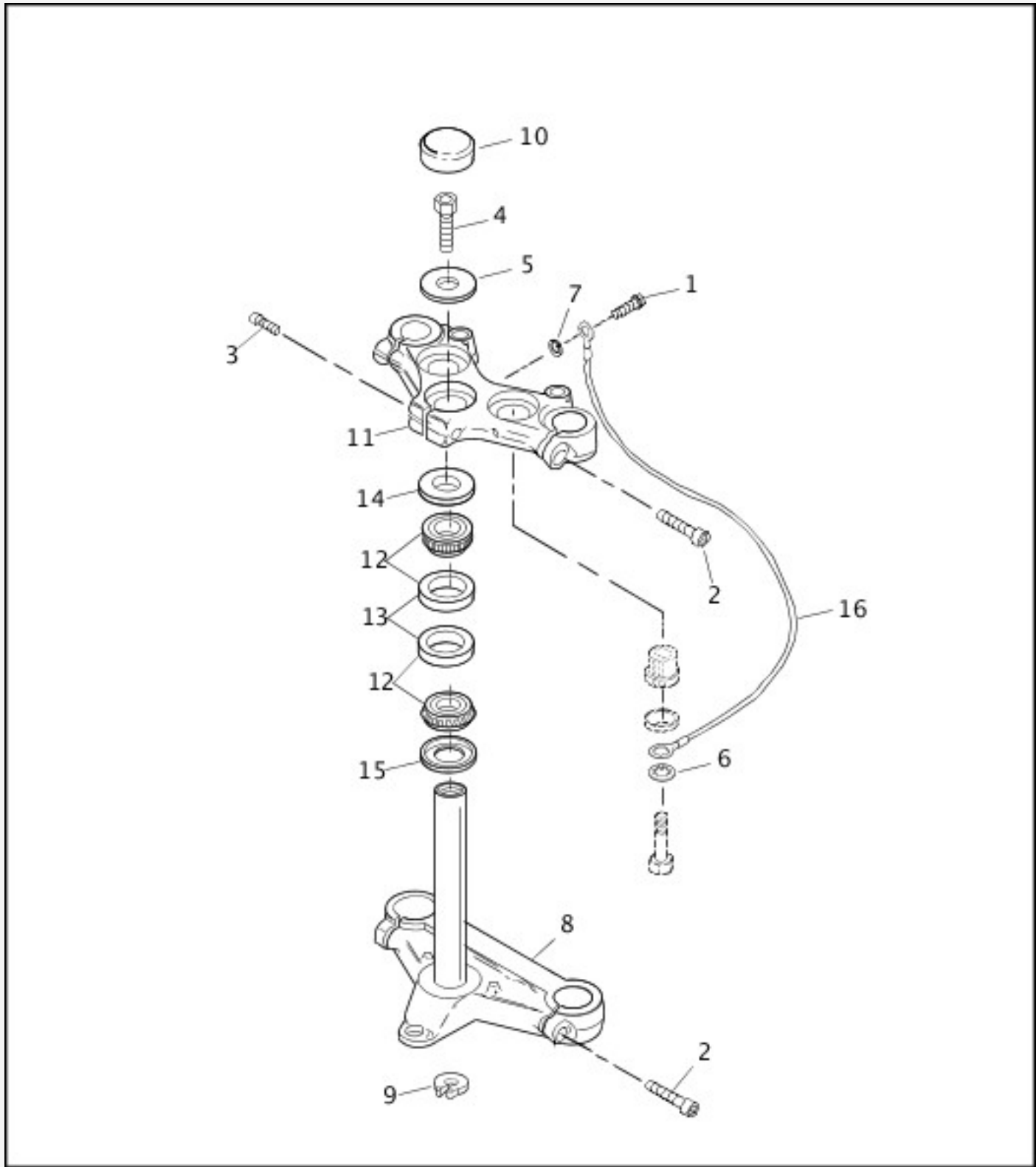
[View interactive image](#)

[View interactive table](#)

INDEX NO.	PART NO.	DESCRIPTION	MODEL(S)
1	511	COTTER PIN	XL1200, XL883, XL883HUG
2	3899	SCREW (5)	XL1200, XL883, XL883HUG
3	5756	WASHER	XL1200, XL883, XL883HUG
4	6516HW	WASHER (5)	XL1200, XL883, XL883HUG
5	7987	NUT	XL1200, XL883, XL883HUG
6	9267	WHEEL BEARING (2)	XL1200, XL883, XL883HUG

7	40213-00	SPROCKET, 61T (black)	XL1200, XL883, XL883HUG
8	40910-00A	SPACER, wheel bearing, sprocket side	XL1200, XL883, XL883HUG
9	40975-05A	WHEEL ASSEMBLY, 16 inch, w/ 43085-87, 43241-05 & hub, w/o bearings & sleeve (chrome)	XL1200, XL883, XL883HUG
10	40976-00	HUB ASSEMBLY, rear, 16 inch (use 40975-05A)	XL1200, XL883, XL883HUG
11	41123-79	VALVE CAP	XL1200, XL883, XL883HUG
12	41563-77A	AXLE ASSEMBLY	XL1200, XL883, XL883HUG
13	41797-00	BRAKE DISC	XL1200, XL883, XL883HUG
14	43085-97	RIM, 16 inch (chrome)	XL1200, XL883, XL883HUG
15	43241-05	SPOKE AND NIPPLE KIT, 16 inch rim, set of 20	XL1200, XL883, XL883HUG
16	43567-92	SCREW, brake disc (5)	XL1200, XL883, XL883HUG
17	43608-00	SLEEVE WHEEL BEARING, spacer	XL1200, XL883, XL883HUG
18	43654-00A	SPACER, disk side	XL1200, XL883, XL883HUG
19	54321-85	NUT, valve stem	XL1200, XL883, XL883HUG
20	95578-41	WHEEL WEIGHT, 1/2 oz.	XL1200, XL883, XL883HUG
	95581-47	WHEEL WEIGHT, 3/4 oz.	XL1200, XL883, XL883HUG
	95582-47	WHEEL WEIGHT, 1 oz.	XL1200, XL883, XL883HUG

STEERING HEAD BRACKET ASSEMBLY



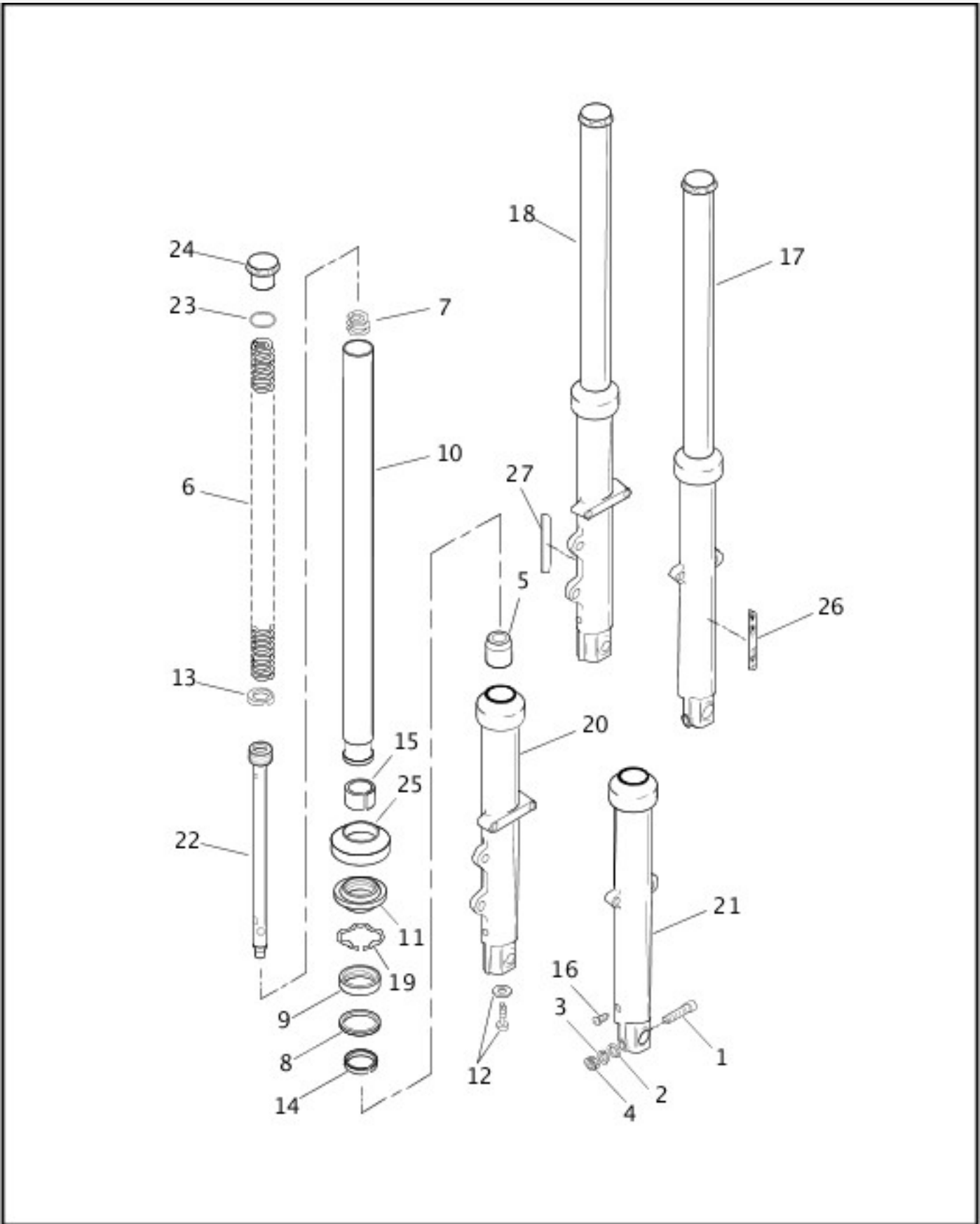
[View interactive image](#)

[View interactive table](#)

INDEX NO.	PART NO.	DESCRIPTION	MODEL(S)
1	4240	SCREW	ALL
2	4351	SCREW (4)	ALL
3	4352	SCREW	ALL
4	4453	BOLT, tapped	XL1200, XL1200S
	4460	BOLT	XL1200C, XL883, XL883C, XL883HUG, XL883R

5	6655	WASHER	ALL
6	7129	LOCKWASHER	ALL
7	7220	LOCKWASHER	ALL
8	45561-87	BRACKET & STEM ASSEMBLY, lower, w/ 45611-86	XL1200C, XL883C
	45563-87	BRACKET & STEM ASSEMBLY, lower, w/ 45611-86	XL1200, XL1200S, XL883, XL883HUG, XL883R
9	45611-86	RETAINING RING	ALL
10	45668-90	CAP, fork stem	XL1200, XL1200S
11	45739-87	BRACKET, upper	ALL
12	48300-60	ROLLER BEARING, w/ 48315-60 (2)	ALL
13	48315-60	BEARING CUP (2)	ALL
14	48361-80	DUST SHIELD, upper	ALL
15	48365-48A	DUST SHIELD, lower	ALL
16	70191-73A	GROUND WIRE	ALL

FRONT FORK



[View interactive image](#)

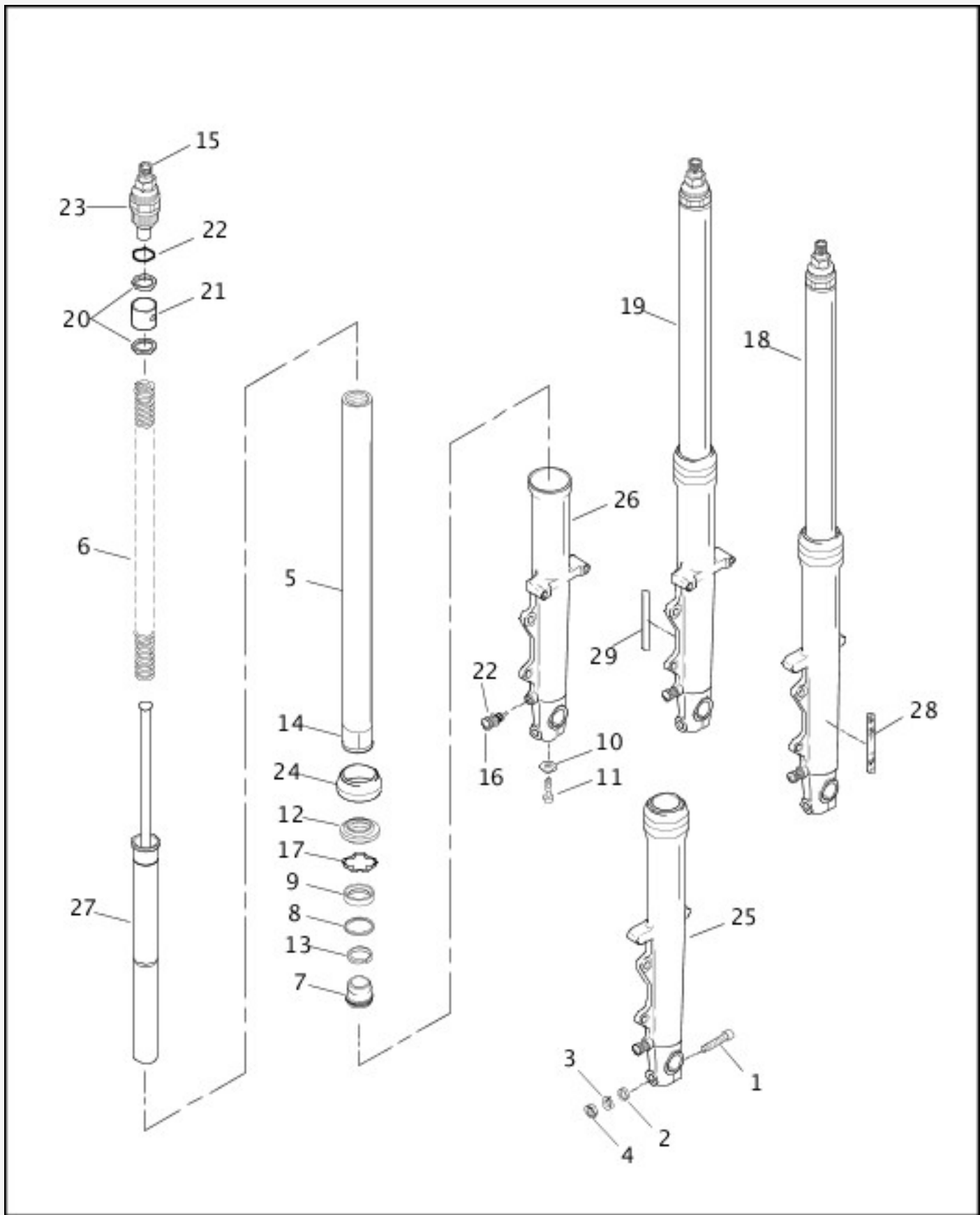
[View interactive table](#)

INDEX NO.	PART NO.	DESCRIPTION	MODEL(S)
1	4029A	SCREW	XL1200, XL1200C, XL883, XL883C, XL883HUG, XL883R
2	6701	WASHER	XL1200, XL1200C, XL883, XL883C, XL883HUG, XL883R
3	7038	LOCKWASHER	XL1200, XL1200C, XL883, XL883C, XL883HUG, XL883R

4	7783	NUT	XL1200, XL1200C, XL883, XL883C, XL883HUG, XL883R
5	45361-90	LOWER STOP (2)	XL1200, XL1200C, XL883, XL883C, XL883HUG, XL883R
6	45372-92	SPRING (2)	XL883HUG
	45376-97	SPRING (2)	XL1200, XL1200C, XL883, XL883C, XL883R
7	45374-87	SPRING, slider (2)	XL1200, XL1200C, XL883, XL883C, XL883HUG, XL883R
8	45377-87	SPACER, oil seal (2)	XL1200, XL1200C, XL883, XL883C, XL883HUG, XL883R
9	45378-87	OIL SEAL (2)	XL1200, XL1200C, XL883, XL883C, XL883HUG, XL883R
10	45395-97	SLIDER TUBE (2)	XL1200, XL1200C, XL883, XL883C, XL883R
	45395-92	SLIDER TUBE (2)	XL883HUG
11	45401-87	SEAL, dust (2)	XL1200, XL1200C, XL883, XL883C, XL883HUG, XL883R
12	45405-75A	SCREW, w/ washer (2)	XL1200, XL1200C, XL883, XL883C, XL883HUG, XL883R
13	45460-90	RING, damper tube (2)	XL1200, XL1200C, XL883, XL883C, XL883HUG, XL883R
14	45461-87	BUSHING, upper (2)	XL1200, XL1200C, XL883, XL883C, XL883HUG, XL883R
15	45465-87	BUSHING, slider tube (2)	XL1200, XL1200C, XL883, XL883C, XL883HUG, XL883R
16	45790-80	DRAIN SCREW, w/ washer (2)	XL1200, XL1200C, XL883, XL883C, XL883HUG, XL883R
17	45900-00	FORK SLIDER AND TUBE ASSEMBLY, right	XL1200, XL1200C, XL883, XL883C
	45928-00	FORK SLIDER AND TUBE ASSEMBLY, right	XL883HUG
	45974-02	FORK SLIDER AND TUBE ASSEMBLY, right	XL883R
18	45901-00	FORK SLIDER AND TUBE ASSEMBLY, left	XL1200, XL1200C, XL883, XL883C, XL883R
	45929-00	FORK SLIDER AND TUBE ASSEMBLY, left	XL883HUG
19	45905-87	RETAINING RING, oil seal (2)	XL1200, XL1200C, XL883, XL883C, XL883HUG, XL883R

20	45921-00	SLIDER ASSEMBLY, left	XL1200, XL1200C, XL883, XL883C, XL883HUG, XL883R
21	45922-00	SLIDER ASSEMBLY, right	XL883R
	45923-00	SLIDER ASSEMBLY, right	XL1200, XL1200C, XL883, XL883C, XL883HUG
22	45925-97	DAMPER TUBE, w/ 45460-90 (2)	XL1200, XL1200C, XL883, XL883C, XL883R
	45938-92	DAMPER TUBE, w/ 45460-90 (2)	XL883HUG
23	45984-87	O-RING (2)	XL1200, XL1200C, XL883, XL883C, XL883HUG, XL883R
24	45996-87	CAP, slider tube (2)	XL1200, XL1200C, XL883, XL883C, XL883HUG, XL883R
25	46002-87	COVER, slider (2)	XL1200, XL1200C, XL883, XL883C, XL883HUG, XL883R
26	59481-00	REFLECTOR, amber, right	XL1200, XL1200C, XL883, XL883C, XL883HUG, XL883R
27	59482-00	REFLECTOR, amber, left	XL1200, XL1200C, XL883, XL883C, XL883HUG, XL883R

FRONT FORK - 1200 SPORT



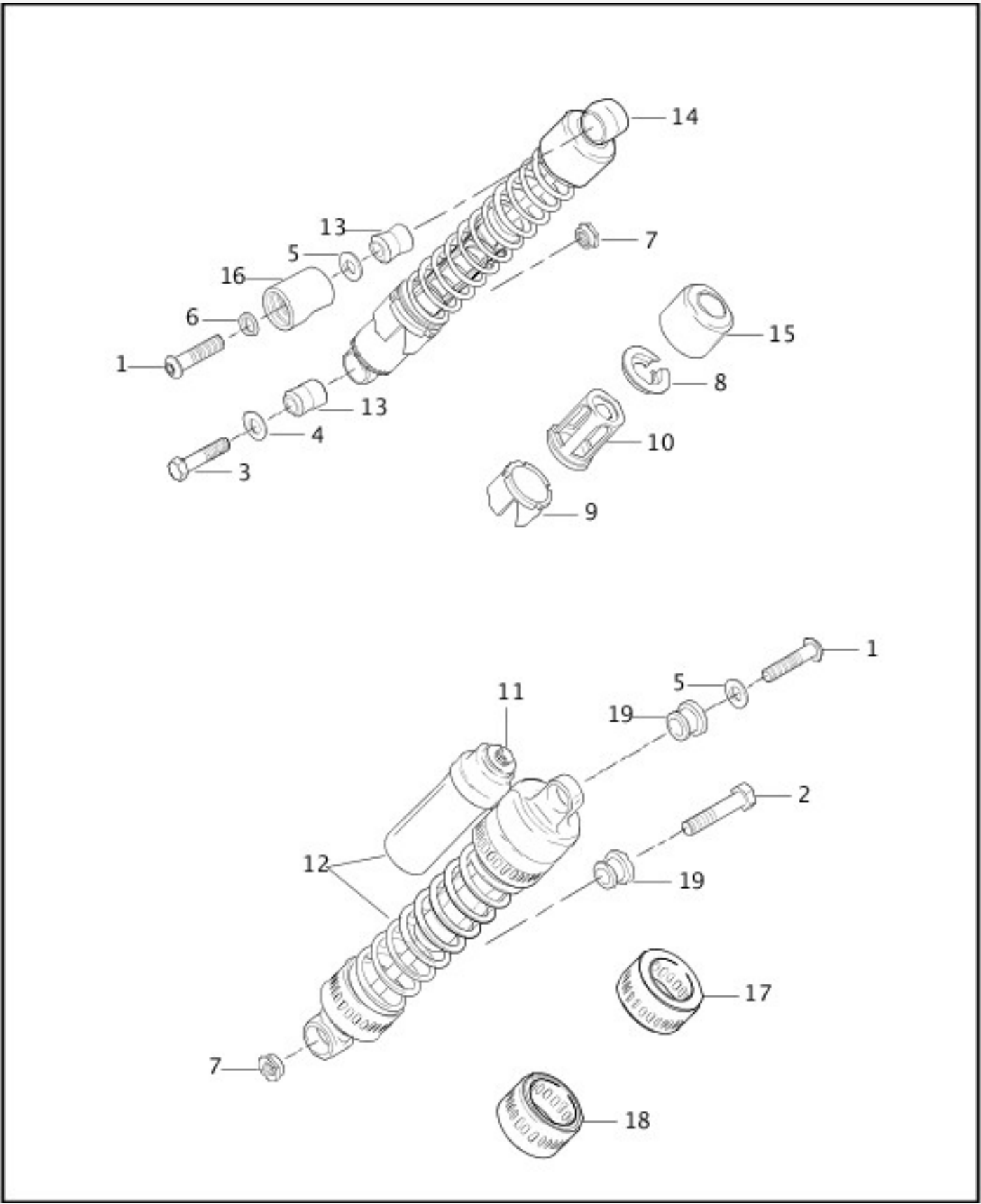
[View interactive image](#)

[View interactive table](#)

INDEX NO.	PART NO.	DESCRIPTION	MODEL(S)
1	4029A	SCREW	XL1200S
2	6701	WASHER	XL1200S
3	7038	LOCKWASHER	XL1200S
4	7783	NUT	XL1200S
5	45366-96	SLIDER TUBE ASSEMBLY (2)	XL1200S

6	45367-96	SPRING (2)	XL1200S
7	45368-96	LOWER STOP (2)	XL1200S
8	45377-87	SPACER, oil seal (2)	XL1200S
9	45378-87	OIL SEAL (2)	XL1200S
10	45398-96	WASHER (2)	XL1200S
11	45399-96	SCREW (2)	XL1200S
12	45401-87	SEAL, dust (2)	XL1200S
13	45461-87	BUSHING, upper (2)	XL1200S
14	45465-87	SLIDE BUSHING (2)	XL1200S
15	45723-96	KNOB ADJUSTER (2)	XL1200S
16	45726-96	PLUG BOLT (2)	XL1200S
17	45905-87	RETAINING RING, oil seal (2)	XL1200S
18	45943-00	FORK SLIDER AND TUBE ASSEMBLY, right	XL1200S
19	45944-00	FORK SLIDER AND TUBE ASSEMBLY, left	XL1200S
20	45980-96	SPACER (4)	XL1200S
21	45981-96	SPRING COLLAR (2)	XL1200S
22	45985-96	O-RING, kit (2)	XL1200S
23	45986-96	CAP ADJUSTABLE, slider tube (2)	XL1200S
24	46002-87	COVER, slider (2)	XL1200S
25	46022-00	SLIDER ASSEMBLY, right	XL1200S
26	46023-00	SLIDER ASSEMBLY, left	XL1200S
27	46024-96	DAMPER TUBE (2)	XL1200S
28	59481-00	REFLECTOR, amber, right	XL1200S
29	59482-00	REFLECTOR, amber, left	XL1200S

SHOCK ABSORBERS



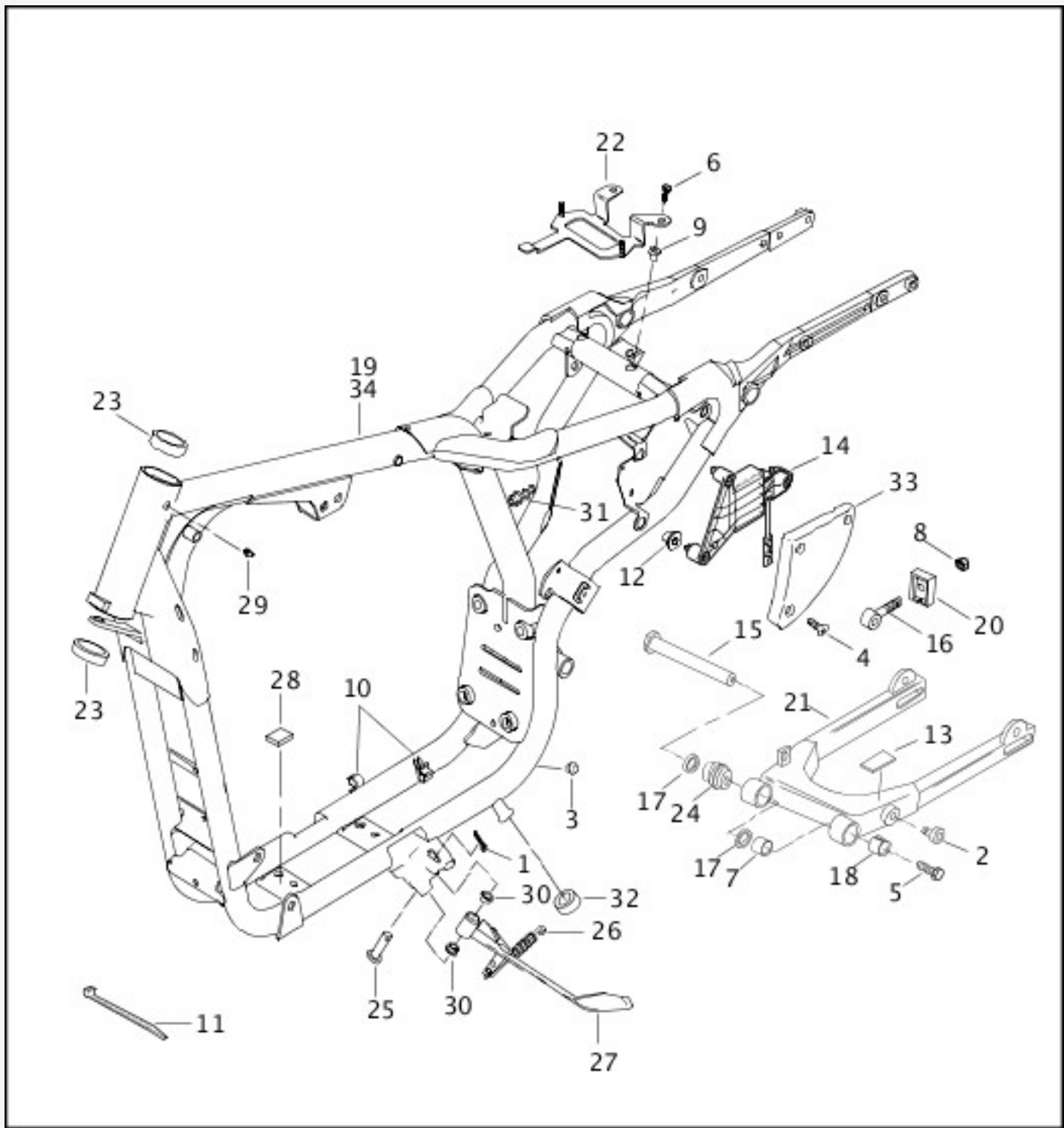
[View interactive image](#)

[View interactive table](#)

INDEX NO.	PART NO.	DESCRIPTION	MODEL(S)
1	3378	SCREW (2)	ALL
2	3958	BOLT, left	ALL
3	4743	BOLT, right	ALL
4	6012	WASHER (2)	ALL

5	6718	WASHER (2)	ALL
6	6738	WASHER (2)	XL1200, XL1200C, XL883, XL883C, XL883HUG, XL883R
7	7824	LOCKNUT (2)	ALL
8	54473-79	SEAT, spring, upper (2)	XL1200, XL1200C, XL883, XL883C, XL883HUG, XL883R
9	54474-79	ADJUSTER, spring (2)	XL1200C, XL883C, XL883HUG
	54476-82	ADJUSTER, spring (2)	XL1200, XL883, XL883R
10	54475-79	SPRING GUIDE, lower (2)	XL1200, XL1200C, XL883, XL883C, XL883HUG, XL883R
11	54481-96	KNOB, rear shock (2)	XL1200S
12	54542-96A	SHOCK ABSORBER, complete, adjustable, left, w/ 54713-96, 54714-96 & 54715-96	XL1200S
	54552-96A	SHOCK ABSORBER, complete, adjustable, right, w/ 54713-96, 54714-96 & 54715-96	XL1200S
13	54556-84	BUSHING, damper (4)	XL1200, XL1200C, XL883, XL883C, XL883HUG
14	54566-97	SHOCK ABSORBER, complete, standard, w/ 54473-79, 54475-79, 54476-82, 54556-84 & 54701-82 (2)	XL1200, XL883, XL883R
	54568-92	SHOCK ABSORBER, complete, low, w/ 54473-79, 54474-79, 54475-79, 54556-84 & 54701-82 (2)	XL1200C, XL883C, XL883HUG
15	54701-82	COVER, shock absorber (2)	XL1200, XL1200C, XL883, XL883C, XL883HUG, XL883R
16	54705-00	COVER, shock absorber stud (2)	XL1200, XL1200C, XL883, XL883C, XL883HUG, XL883R
17	54713-96	COVER, upper (2)	XL1200S
18	54714-96	COVER, lower (2)	XL1200S
19	54715-96	BUSHING, damper (4)	XL1200S

FRAME, REAR FORK, & JIFFY STAND



[View interactive image](#)

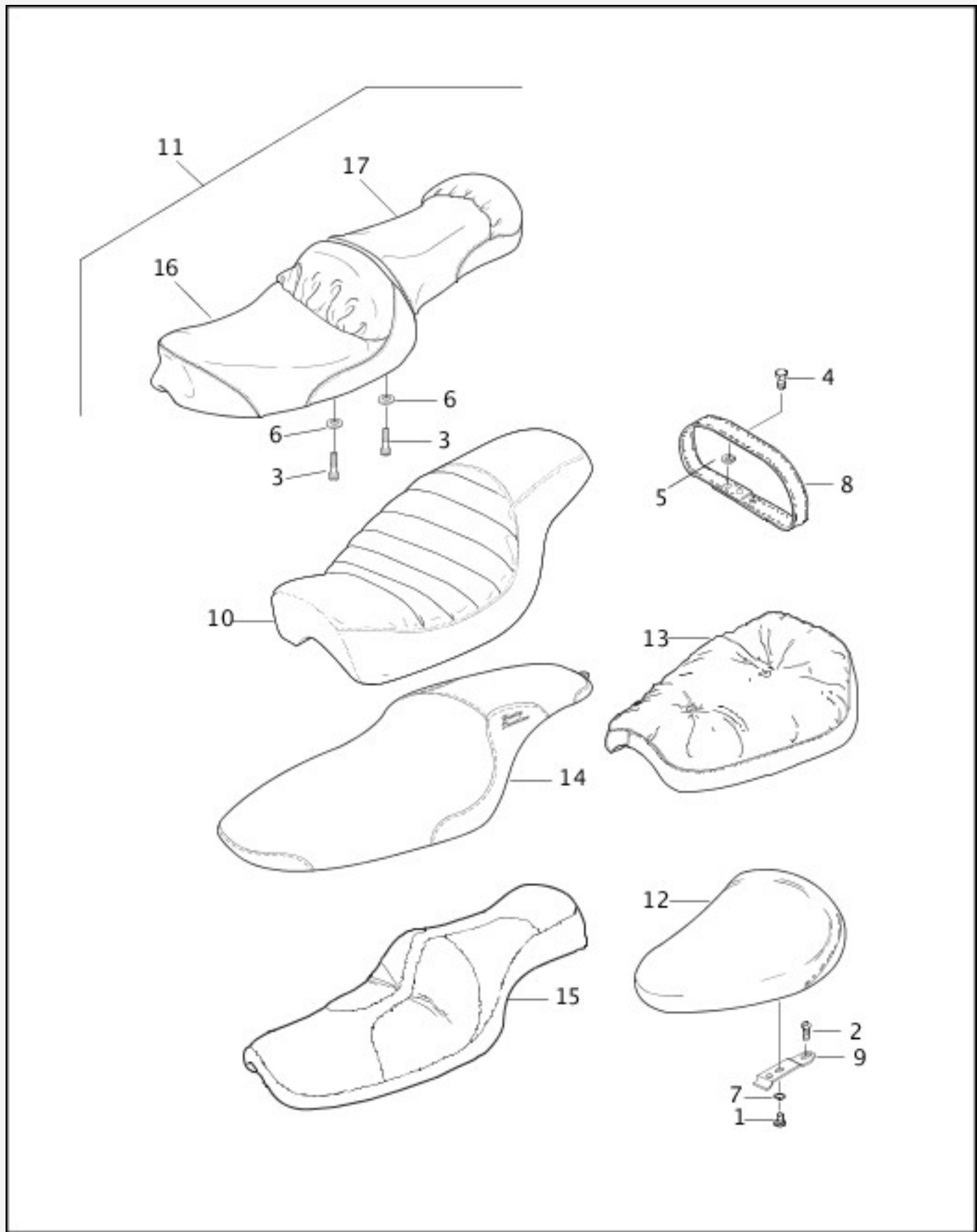
[View interactive table](#)

INDEX NO.	PART NO.	DESCRIPTION	MODEL(S)
1	554A	COTTER PIN	ALL
2	740	HOLE PLUG (2)	XL883, XL883HUG, XL883R
3	767A	PLUG, frame (2)	ALL
4	1392	SCREW (3)	ALL
5	2925A	SCREW	ALL
6	3802W	BOLT (2)	XL1200S
7	5741	SPACER, pivot bolt	ALL

8	7778	LOCKNUT (2)	ALL
9	8099	WELL NUT (2)	XL1200S
10	10110	CLIP (2)	ALL
11	11321	CABLE STRAP, main harness (2)	ALL
12	11491A	GROMMET, electrical bracket (3)	ALL
13	15368-01A	LABEL, warning	ALL
14	27266-98	COVER, fuse block	ALL
15	41568-81B	PIVOT BOLT, rear fork, w/ 2925A & 5741	ALL
16	41573-97	ADJUSTER, rear axle (2)	ALL
17	41579-81	DUST SHIELD, bearing (2)	ALL
18	47083-81A	BUSHING, rear fork, left	ALL
19	47150-00	FRAME	ALL
20	47554-73A	END COVER, rear fork (2)	ALL
21	47587-00	REAR FORK, w/ 41579-81, 47083-81A & 48367-98	ALL
22	47937-98	BRACKET, ignition assembly electrical	XL1200S
23	48315-60	BEARING CUP, steering head (2)	ALL
24	48367-98	BEARING, rear fork, right	ALL
25	50003-89B	PIN, clevis	ALL
26	50005-85A	SPRING, jiffy stand	ALL
27	50006-89	JIFFY STAND	XL1200, XL1200C, XL1200S, XL883, XL883C, XL883R
	50072-92	JIFFY STAND	XL883HUG
28	50101-91	DECKING BUMPER	ALL
29	50972-75	FITTING, lubrication	ALL
30	53176-08	BUSHING (2)	ALL
31	61131-92	VENT LINE CONNECTOR	ALL
32	62122-	BUMPER	ALL

	89A		
33	66325-82	SIDE COVER, electrical bracket (black)	XL883
	66392-02	SIDE COVER, electrical bracket (flat black)	XL883R
INTERNATIONAL MODELS ONLY			
34	47209-00	FRAME (HDI)	ALL

SEATS



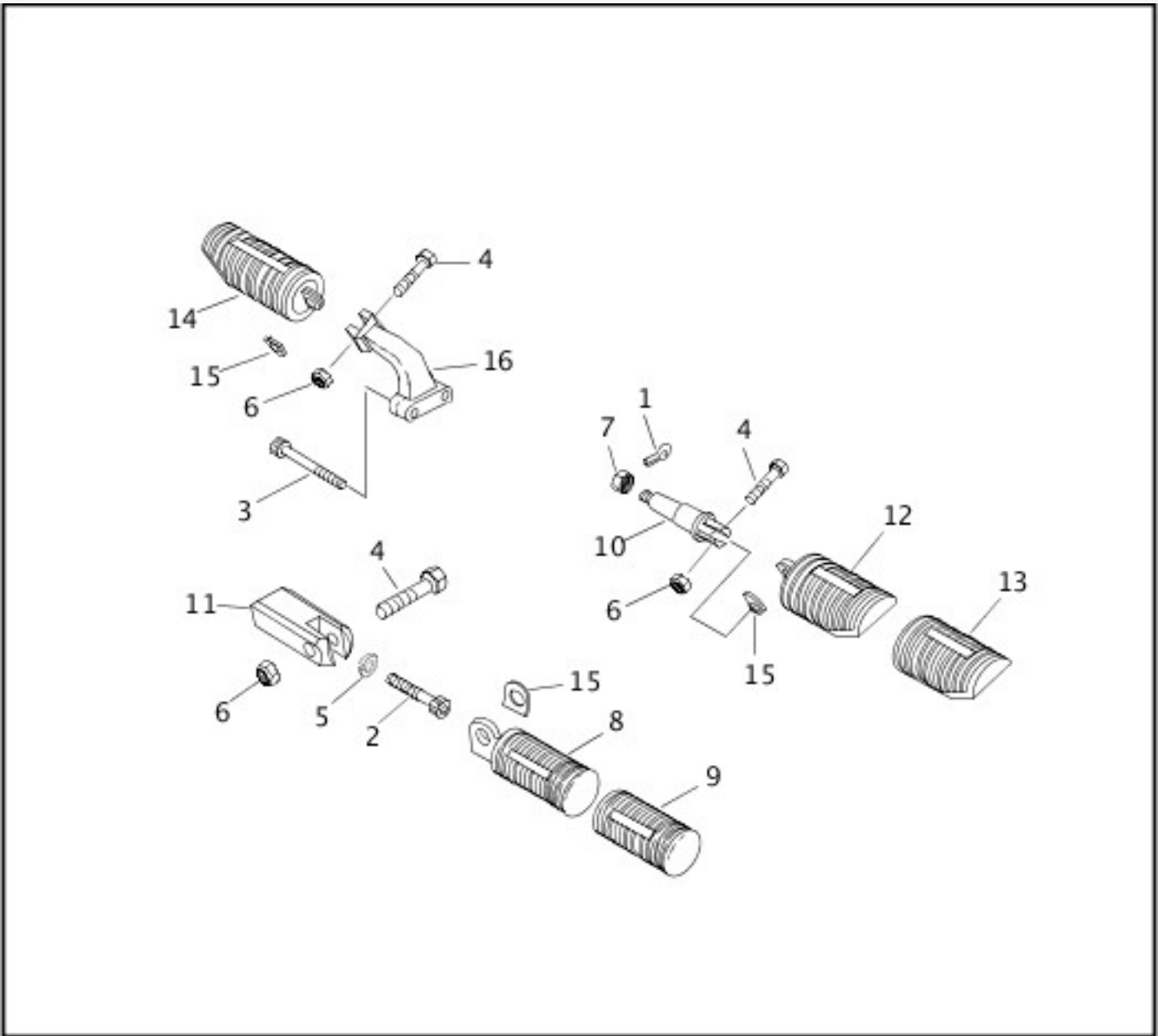
[View interactive image](#)

[View interactive table](#)

INDEX NO.	PART NO.	DESCRIPTION	MODEL(S)
1	923	SCREW (2)	XL1200, XL1200C, XL883, XL883HUG, XL883R
2	2952A	SCREW, seat mounting	ALL
3	3594	SCREW (2)	XL1200, XL883R
4	3767B	BOLT	XL1200, XL1200C, XL1200S, XL883C

5	6036	WASHER	XL1200, XL1200C, XL1200S, XL883C
6	6703	WASHER (2)	XL1200, XL883R
7	7124	LOCKWASHER (2)	XL1200, XL1200C, XL883, XL883HUG, XL883R
8	51187-94A	PASSENGER STRAP, long	XL1200, XL1200C, XL883R
	52968-98	PASSENGER STRAP, short	XL1200S, XL883C
9	51652-97A	BRACKET, seat mounting	XL1200, XL1200C, XL883, XL883HUG, XL883R
10	51926-02	SEAT	XL883R
11	52004-84G	SEAT, 2-up, w/ 52357-97 & 52358-97	XL1200
12	52129-92C	SEAT, solo	XL883
13	52132-94A	SEAT, solo, ruffle	XL883HUG
14	52136-98	SEAT, 2-up	XL1200S, XL883C
15	52577-96	SEAT, 2-up (smooth cover)	XL1200C
16	52357-97	SEAT, solo (front)	XL1200
17	52358-97	SEAT, pillow (rear)	XL1200

FOOTRESTS



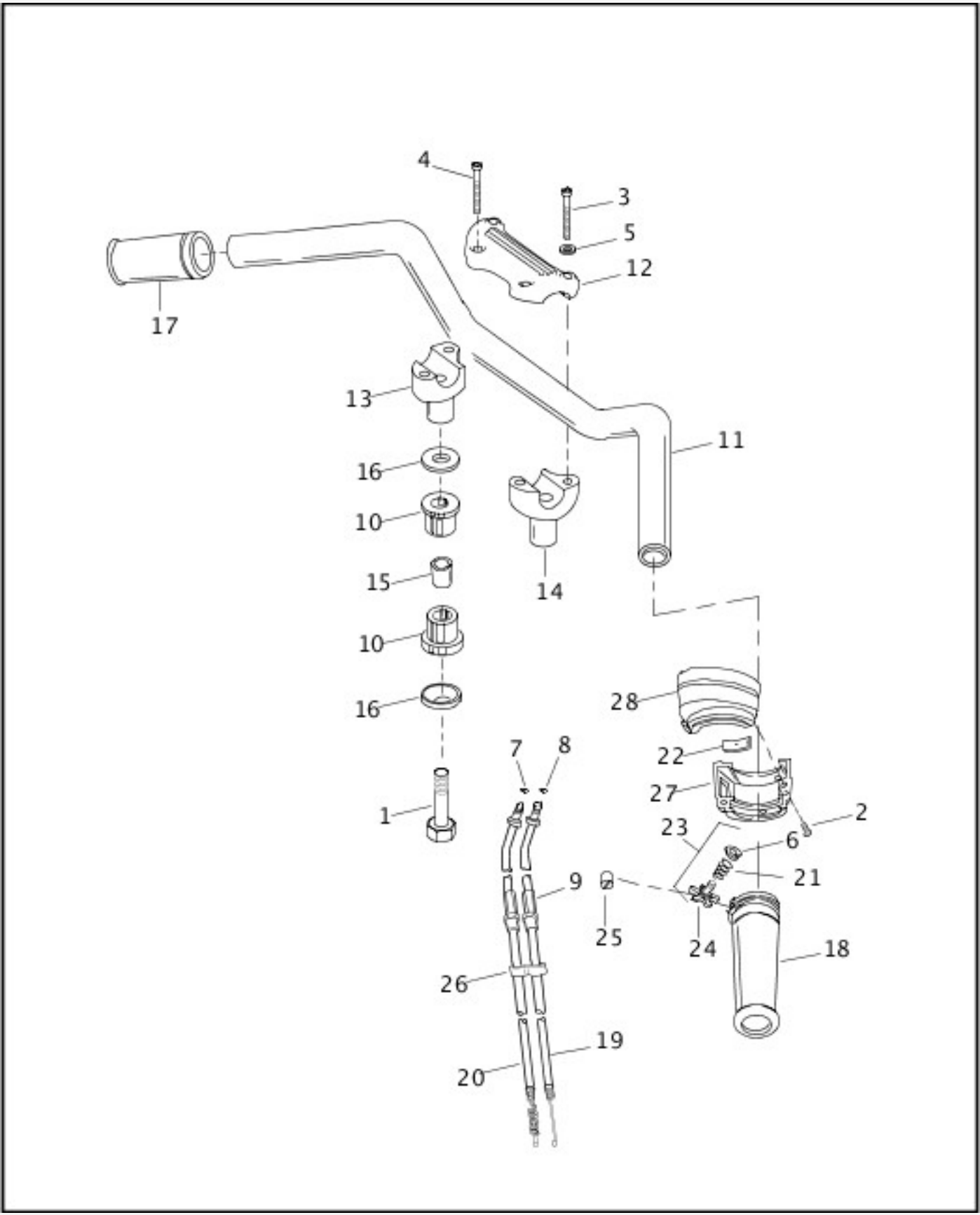
[View interactive image](#)

[View interactive table](#)

INDEX NO.	PART NO.	DESCRIPTION	MODEL(S)
1	534	COTTER PIN	XL1200, XL1200S, XL883, XL883HUG, XL883R
2	855B	SCREW (2)	XL1200, XL1200C, XL1200S, XL883C, XL883R
3	879A	SCREW (2)	XL1200, XL1200S, XL883, XL883HUG, XL883R
4	4721	BOLT (2)	XL1200C, XL883, XL883C, XL883HUG, XL883R
4	4721	BOLT (4)	XL1200, XL1200S
5	7045	LOCKWASHER (2)	XL1200, XL1200C, XL1200S, XL883C, XL883R
6	7778	LOCKNUT (2)	XL1200C, XL883, XL883C, XL883HUG
6	7778	LOCKNUT (4)	XL1200, XL1200S, XL883R
7	7824	LOCKNUT	ALL
8	33048-72	FOOTREST, w/ cover (2)	XL1200, XL1200C, XL1200S, XL883C, XL883R

9	33189-63	COVER, footrest (2)	XL1200, XL1200C, XL1200S, XL883C, XL883R
10	42441-90A	CLEVIS, footrest mounting, right	XL1200, XL1200S, XL883, XL883HUG, XL883R
11	50615-83	FOOTREST SUPPORT (2)	XL1200, XL1200C, XL1200S, XL883C, XL883R
12	50643-82	FOOTREST, w/ cover, right	XL1200, XL1200S, XL883, XL883HUG, XL883R
13	50646-82	COVER, footrest (2)	XL1200, XL1200S, XL883, XL883HUG, XL883R
14	50647-82	FOOTREST, w/ cover, left	XL1200, XL1200S, XL883, XL883HUG, XL883R
15	50912-72	SPRING WASHER (2)	XL1200C, XL883, XL883C, XL883HUG
15	50912-72	SPRING WASHER (4)	XL1200, XL1200S, XL883R
16	50951-90	FOOTREST SUPPORT, left	XL1200, XL1200S, XL883, XL883HUG, XL883R

HANDLEBAR & THROTTLE CONTROL



[View interactive image](#)

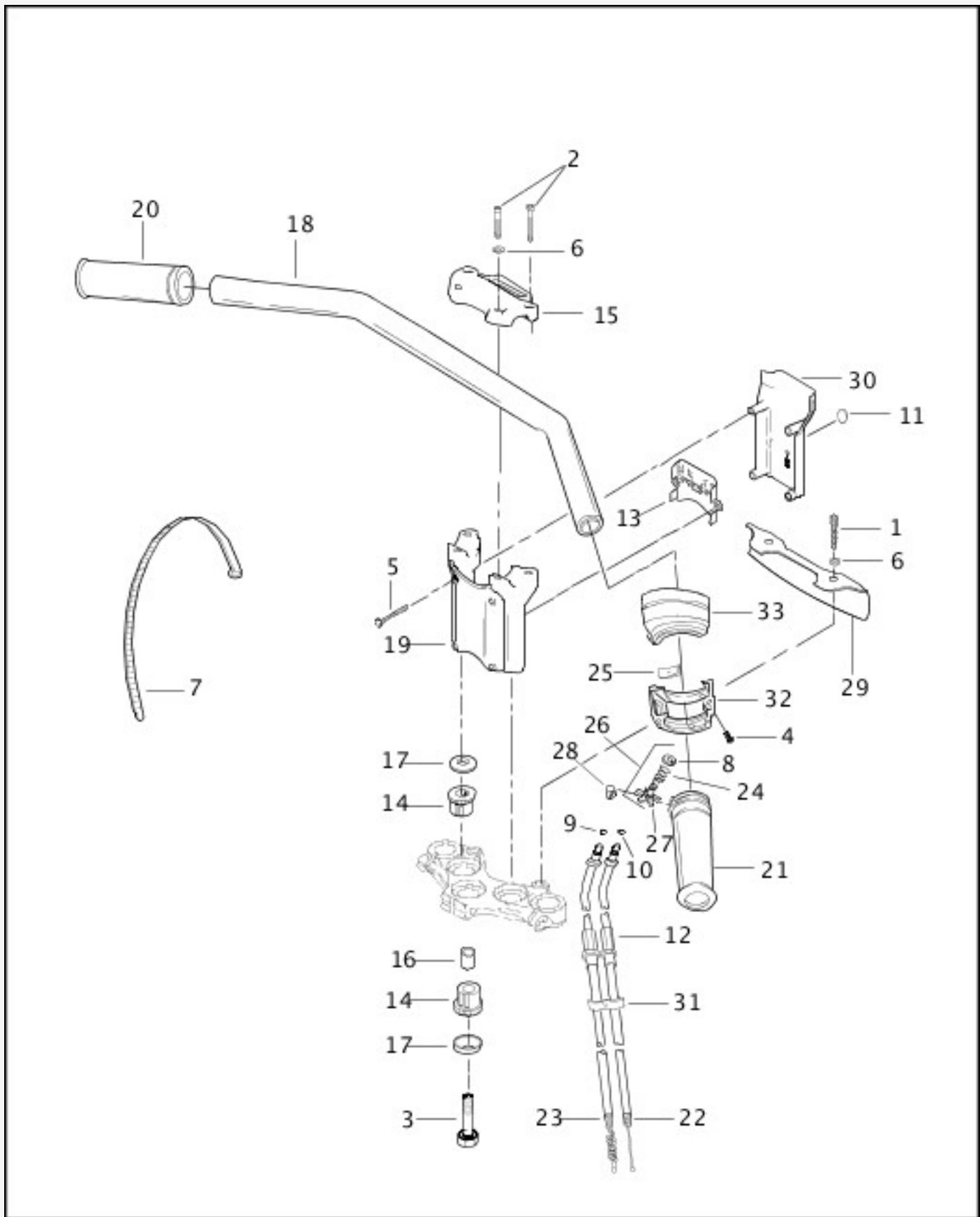
[View interactive table](#)

INDEX NO.	PART NO.	DESCRIPTION	MODEL(S)
1	3498	SCREW (2)	XL1200, XL1200S, XL883, XL883HUG, XL883R
2	3658	SCREW (2)	XL1200, XL1200S, XL883, XL883HUG, XL883R
3	4326A	SCREW (2)	XL1200, XL1200S, XL883, XL883HUG, XL883R

4	4816A	SCREW (2)	XL1200, XL1200S, XL883, XL883HUG, XL883R
5	6702	WASHER (2)	XL1200, XL1200S, XL883, XL883HUG, XL883R
6	11155	RETAINING RING	XL1200, XL1200S, XL883, XL883HUG, XL883R
7	11271	RING, retainer, idle	XL1200, XL1200S, XL883, XL883HUG, XL883R
8	11272	RING, retainer, throttle	XL1200, XL1200S, XL883, XL883HUG, XL883R
9	38653-01	BOOT, throttle cable	XL1200, XL1200S, XL883, XL883HUG, XL883R
10	53156-86	RUBBER BUSHING, handlebar mounting (4)	XL1200, XL1200S, XL883, XL883HUG, XL883R
11	56081-82A	HANDLEBAR, buckram	XL1200, XL883HUG
	56082-83	HANDLEBAR, flat	XL883
	56085-83A	HANDLEBAR (black)	XL883R
	56110-98	HANDLEBAR, flat (black)	XL1200S
12	56115-95	CLAMP, handlebar, upper (black)	XL1200, XL1200S, XL883, XL883HUG, XL883R
13	56116-82A	CLAMP, handlebar, lower left	XL1200, XL1200S, XL883, XL883HUG, XL883R
14	56117-82A	CLAMP, handlebar, lower right	XL1200, XL1200S, XL883, XL883HUG, XL883R
15	56153-73	SPACER (2)	XL1200, XL1200S, XL883, XL883HUG, XL883R
16	56159-73	CUP WASHER, handlebar mounting (4)	XL1200, XL1200S, XL883, XL883HUG, XL883R
17	56206-96	HANDLEBAR GRIP	XL1200, XL1200S, XL883, XL883HUG, XL883R
18	56220-94A	GRIP AND SLEEVE, throttle	XL1200, XL1200S, XL883, XL883HUG, XL883R
19	56308-96	THROTTLE CONTROL ASSEMBLY, w/ 11272, 38653-01 & 56508-76	XL1200, XL883HUG, XL883R
	56400-96	THROTTLE CONTROL ASSEMBLY, w/ 11272, 38653-01 & 56508-76	XL1200S, XL883

20	56309-96	IDLE CONTROL ASSEMBLY, w/ 11271 & 56508-76	XL1200, XL883HUG, XL883R
	56401-96	IDLE CONTROL ASSEMBLY, w/ 11271 & 56508-76	XL1200S, XL883
21	56394-74	SPRING, adjusting screw	XL1200, XL1200S, XL883, XL883HUG, XL883R
22	56396-74A	FRICTION SPRING, throttle grip	XL1200, XL1200S, XL883, XL883HUG, XL883R
23	56397-74C	KIT, throttle adjusting screw, w/ 11155, 56394-74 & 56402-83A	XL1200, XL1200S, XL883, XL883HUG, XL883R
24	56402-83A	ADJUSTING SCREW, throttle	XL1200, XL1200S, XL883, XL883HUG, XL883R
25	56508-76	FERRULE (2)	XL1200, XL1200S, XL883, XL883HUG, XL883R
26	70504-81	CLIP, throttle cables	XL1200, XL1200S, XL883, XL883HUG, XL883R
27	71563-96	HOUSING, switches & throttle control, lower	XL1200, XL1200S, XL883, XL883HUG, XL883R
28	71564-96	HOUSING, switches & throttle control, upper	XL1200, XL1200S, XL883, XL883HUG, XL883R

HANDLEBAR AND THROTTLE CONTROL - 883/1200 CUSTOM



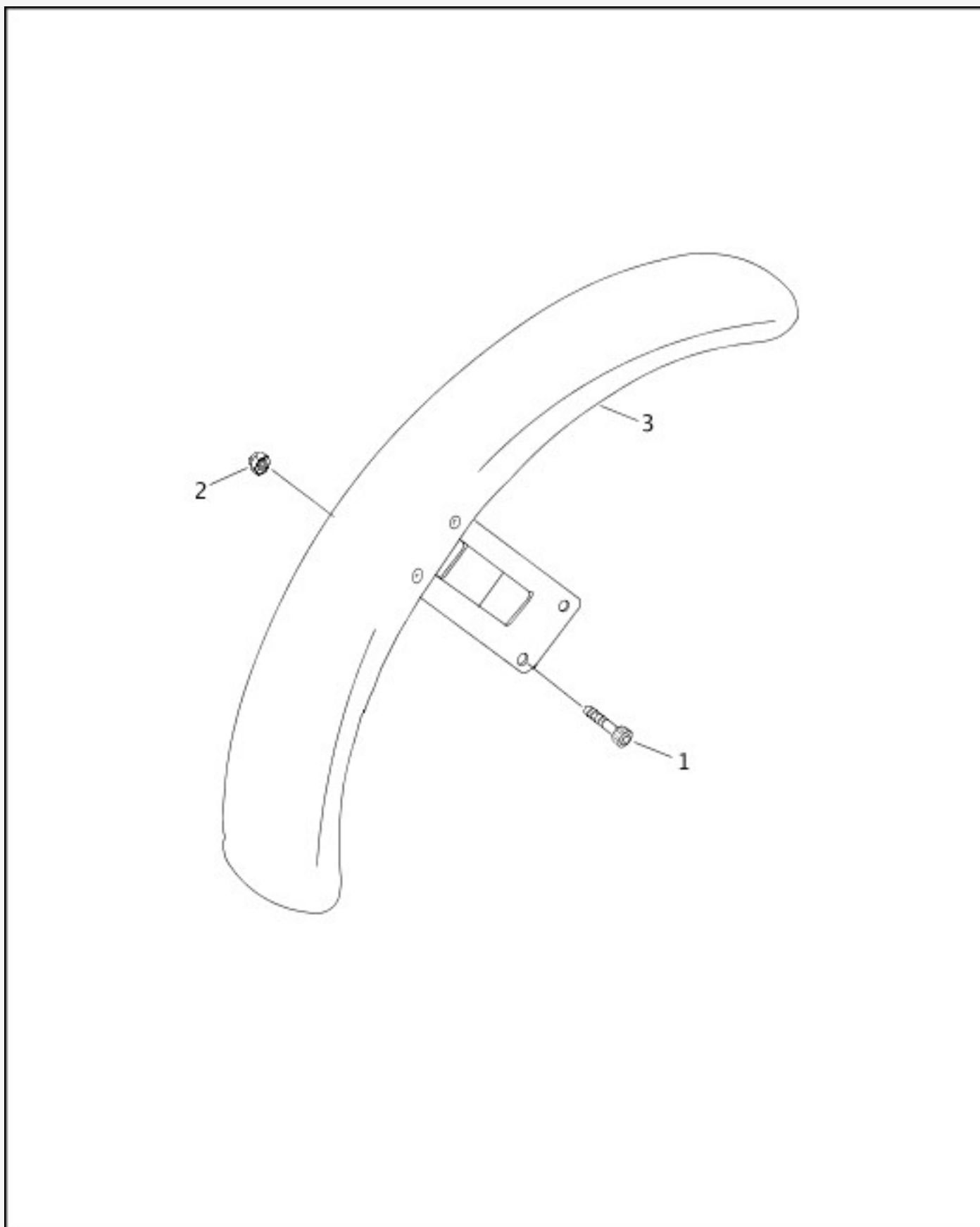
[View interactive image](#)

[View interactive table](#)

INDEX NO.	PART NO.	DESCRIPTION	MODEL(S)
1	3201WA	SCREW (2)	XL1200C, XL883C
2	3210A	SCREW (4)	XL1200C, XL883C
3	3498	SCREW (2)	XL1200C, XL883C
4	3658	SCREW (2)	XL1200C, XL883C
5	3923	SCREW (4)	XL1200C, XL883C

6	6702	WASHER (4)	XL1200C, XL883C
7	10006	CABLE STRAP (2)	XL1200C, XL883C
8	11155	RETAINING RING	XL1200C, XL883C
9	11271	RING, retainer, idle	XL1200C, XL883C
10	11272	RING, retainer, throttle	XL1200C, XL883C
11	14448-94	LOGO BAR & SHIELD	XL1200C, XL883C
12	38653-01	BOOT, throttle cable	XL1200C, XL883C
13	46991-99	PANEL ELECTRICAL BRACKET	XL1200C, XL883C
14	53156-86	RUBBER BUSHING, handlebar mounting (4)	XL1200C, XL883C
15	56074-96	CLAMP, handlebar, upper (chrome)	XL1200C, XL883C
16	56153-73	SPACER (2)	XL1200C, XL883C
17	56159-73	CUP WASHER, handlebar mounting (4)	XL1200C, XL883C
18	56185-98A	HANDLEBAR, drag style	XL1200C, XL883C
19	56192-01	RISER ASSEMBLY, handle bar, 1-piece	XL1200C, XL883C
20	56206-96	HANDLEBAR GRIP	XL1200C, XL883C
21	56220-94A	GRIP AND SLEEVE, throttle	XL1200C, XL883C
22	56400-96	THROTTLE CONTROL ASSEMBLY, w/ 11272, 38653-01 & 56508-76	XL1200C, XL883C
23	56401-96	IDLE CONTROL ASSEMBLY, w/ 11271 & 56508-76	XL1200C, XL883C
24	56394-74	SPRING, adjusting screw	XL1200C, XL883C
25	56396-74A	FRICTION SPRING, throttle grip	XL1200C, XL883C
26	56397-74C	KIT, throttle adjusting screw, w/ 11155, 56394-74 & 56402-83A	XL1200C, XL883C
27	56402-83A	ADJUSTING SCREW, throttle	XL1200C, XL883C
28	56508-76	FERRULE (2)	XL1200C, XL883C
29	67861-96	COVER, bracket upper	XL1200C, XL883C
30	68030-96	COVER, front	XL1200C, XL883C
31	70504-81	CLIP, throttle cables	XL1200C, XL883C
32	71563-96	HOUSING, switches & throttle control, lower	XL1200C, XL883C
33	71564-96	HOUSING, switches & throttle control, upper	XL1200C, XL883C

FRONT FENDER

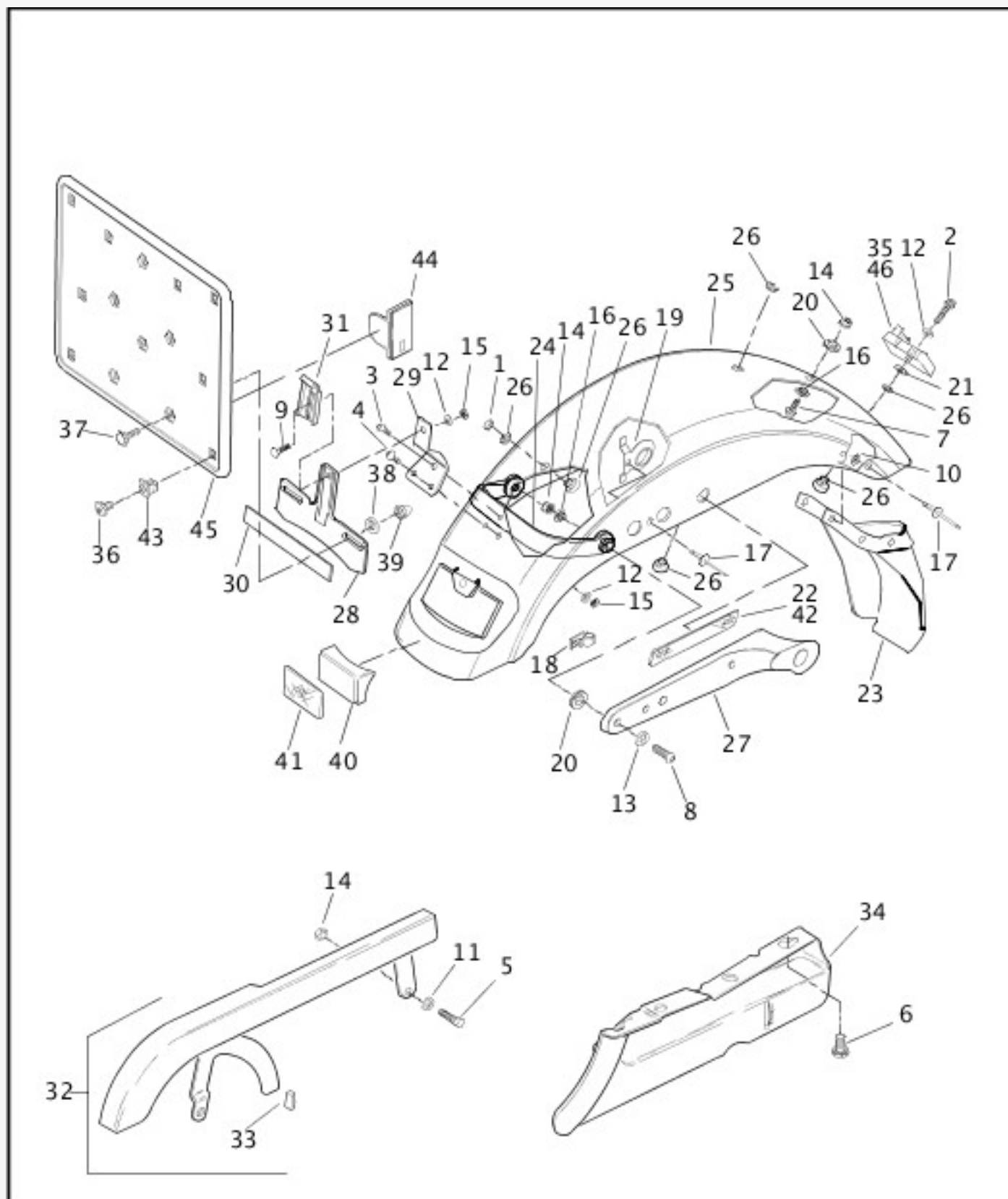


[View interactive image](#)

[View interactive table](#)

INDEX NO.	PART NO.	DESCRIPTION	MODEL(S)
NOTE: Refer to Painted Parts Book for painted part numbers.			
1	3210A	SCREW (4)	ALL
2	7531	LOCKNUT (4)	ALL

REAR FENDER & BELT GUARDS (1 OF 2)



[View interactive image](#)

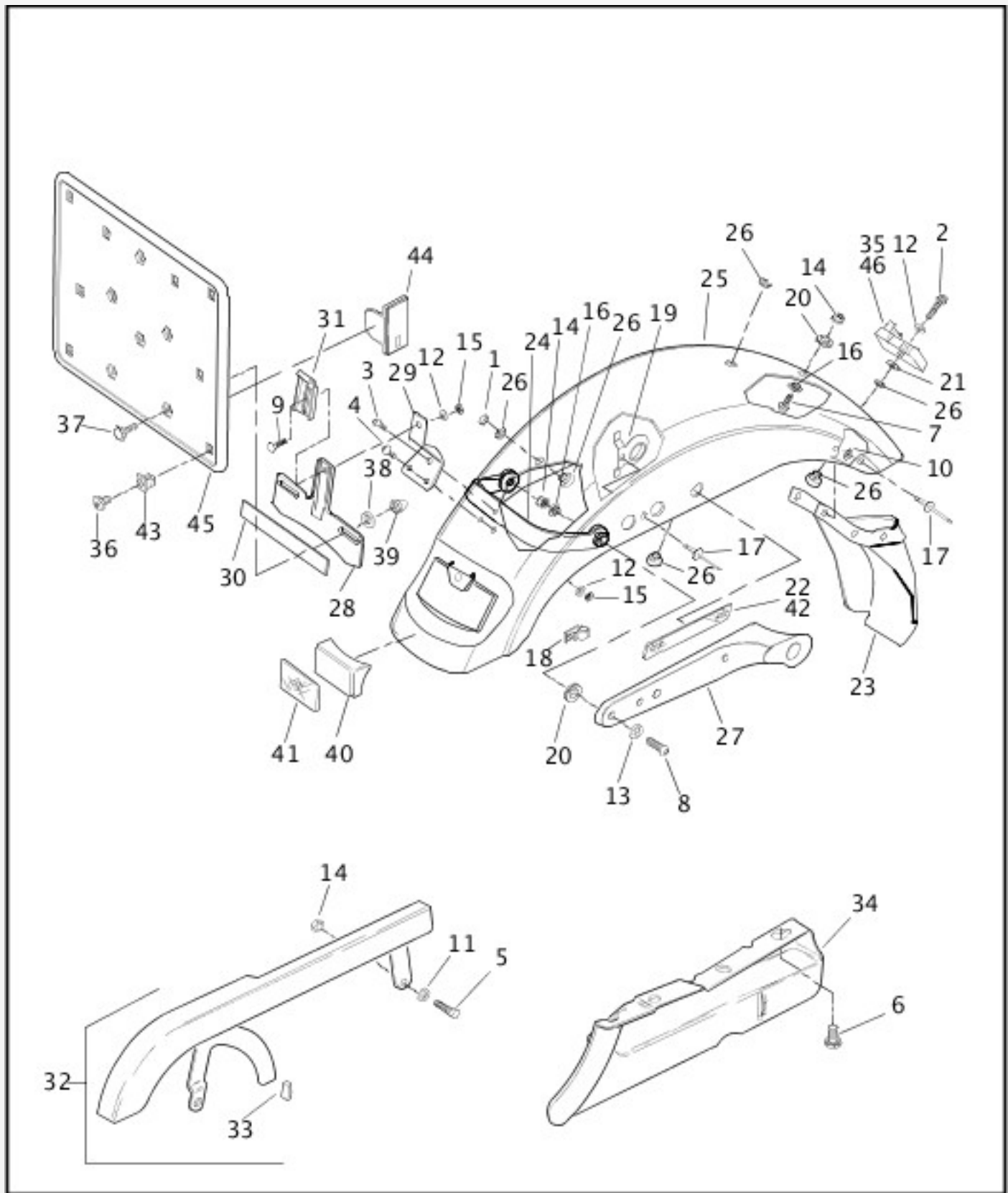
[View interactive table](#)

INDEX NO.	PART NO.	DESCRIPTION	MODEL(S)
NOTE: Refer to Painted Parts Book for painted part numbers.			
1	761	PLUG, black	XL883, XL883HUG

2	2551W	BOLT	ALL
3	2607	SCREW	ALL
4	2773	SCREW (2)	ALL
5	3201WA	SCREW	ALL
6	3579A	SCREW (3)	ALL
7	3987	BOLT	ALL
8	4767	SCREW (4)	ALL
9	5403B	BOLT	ALL
10	6192	WASHER (4)	ALL
11	6702	WASHER	ALL
12	6703	WASHER (4)	ALL
13	6798	WASHER (4)	ALL
14	7531	LOCKNUT (6)	ALL
15	7792	NUT, keps (4)	ALL
16	7882	TEE SPACER (5)	ALL
17	8692	RIVET (6)	ALL
18	10183	CLIP (7)	ALL
19	10200	BRACKET, wire retention (2)	ALL
20	11474	GROMMET (7)	ALL
21	11512	DAMPER, vibration	ALL
22	59287-92	REFLECTOR, right (red)	ALL
	59288-92	REFLECTOR, left (red)	ALL
23	59594-82C	REAR FENDER EXTENSION	ALL
24	59671-98	FENDER SUPPORT KIT	ALL
25	59674-99	REAR FENDER (prime)	ALL
26	59768-97	KIT FENDER SEAT NUT ASSEMBLY (3)	ALL
27	59853-98	COVER, rear fender support, right (black)	XL1200S
	59854-98	COVER, rear fender support, left (black)	XL1200S
	59896-94	COVER, rear fender support, right (chrome)	XL1200, XL1200C, XL883, XL883C, XL883HUG, XL883R

	59897-94	COVER, rear fender support, left (chrome)	XL1200, XL1200C, XL883, XL883C, XL883HUG, XL883R
28	59984-73	BRACKET, license plate	ALL
29	59986-75	SUPPORT, license plate bracket	ALL
30	59988-72A	REFLECTOR, license plate bracket	ALL
31	60001-55	CLAMP, license plate bracket	ALL
32	60381-00	BELT GUARD KIT, w/ 60419-91 (black)	ALL
33	60419-91	BUMPER	ALL
34	60436-91	DEBRIS DEFLECTOR	ALL
35	68540-96	TURN SIGNAL CANCELLER, w/ connector assembly	ALL

REAR FENDER & BELT GUARDS (2 OF 2)



[View interactive image](#)


[View interactive table](#)

INDEX NO.	PART NO.	DESCRIPTION	MODEL(S)
INTERNATIONAL MODELS ONLY			
36	2731W	SCREW (HDI) (4)	ALL
37	3689	BOLT, license plate (HDI) (3)	ALL
38	6703	WASHER, license plate (HDI) (3)	ALL
39	31589-80	NUT ACORN, license plate (HDI) (3)	ALL
40	59251-90	REFLECTOR ASSEMBLY, w/ 59259-90 (red) (HDI)	ALL

INDEX NO.	PART NO.	DESCRIPTION	MODEL(S)
NOTE: Refer to Painted Parts Book for painted part numbers.			
1	4237	SCREW	ALL
2	4240	SCREW	ALL
3	4758A	SCREW (2)	ALL
4	5787	T-SPACER (4)	ALL
5	6333	WASHER (2)	ALL
6	7531	LOCKNUT (2)	ALL
7	10006	CABLE STRAP, vent hose to tank routing	ALL
8	10014	CLAMP, fuel hose (2)	ALL
9	10108	CLIP, vapor valve	ALL
10	10214	CLIP	XL1200S
11	11473	GROMMET (4)	ALL
12	26556-98	HOSE ASSEMBLY, vacuum	XL1200S
	26559-95	HOSE ASSEMBLY, vacuum	XL1200, XL1200C, XL883, XL883C, XL883HUG, XL883R
13	27067-98A	TUBE, tank to valve, w/ 27250-96B	ALL
14	27096-94	TUBE, valve to atmosphere	ALL
15	27250-96B	CONNECTOR, elbow, 90 degree	ALL
16	48403-03	PROTECTIVE TAPE	XL883R
17	61109-85D	GASKET	ALL
18	61131-92	VENT LINE CONNECTOR	ALL
19	61272-92C	FILLER CAP	ALL
20	61348-03	FUEL TANK ASSEMBLY (prime)	ALL
21	62150-85	VAPOR VALVE	ALL
22	62161-02	NUT, fuel valve	ALL
23	62166-02	FILTER, fuel valve	ALL
24	62169-02A	FUEL VALVE, w/ gasket	ALL

25	62172-02	GASKET, fuel valve	ALL
26	62347-95	HOSE, fuel	ALL
27	70118-97	GROUND WIRE, fuel tank	ALL
28	89579-91	CAP, protective	ALL
NOTE: Hose or insulator is sold in bulk length under the following part numbers. Cut to length.			
29	62555-95	INSULATOR, 1/2 inch I.D. (nylon) (8 feet)	ALL

FUEL TANK TRIM



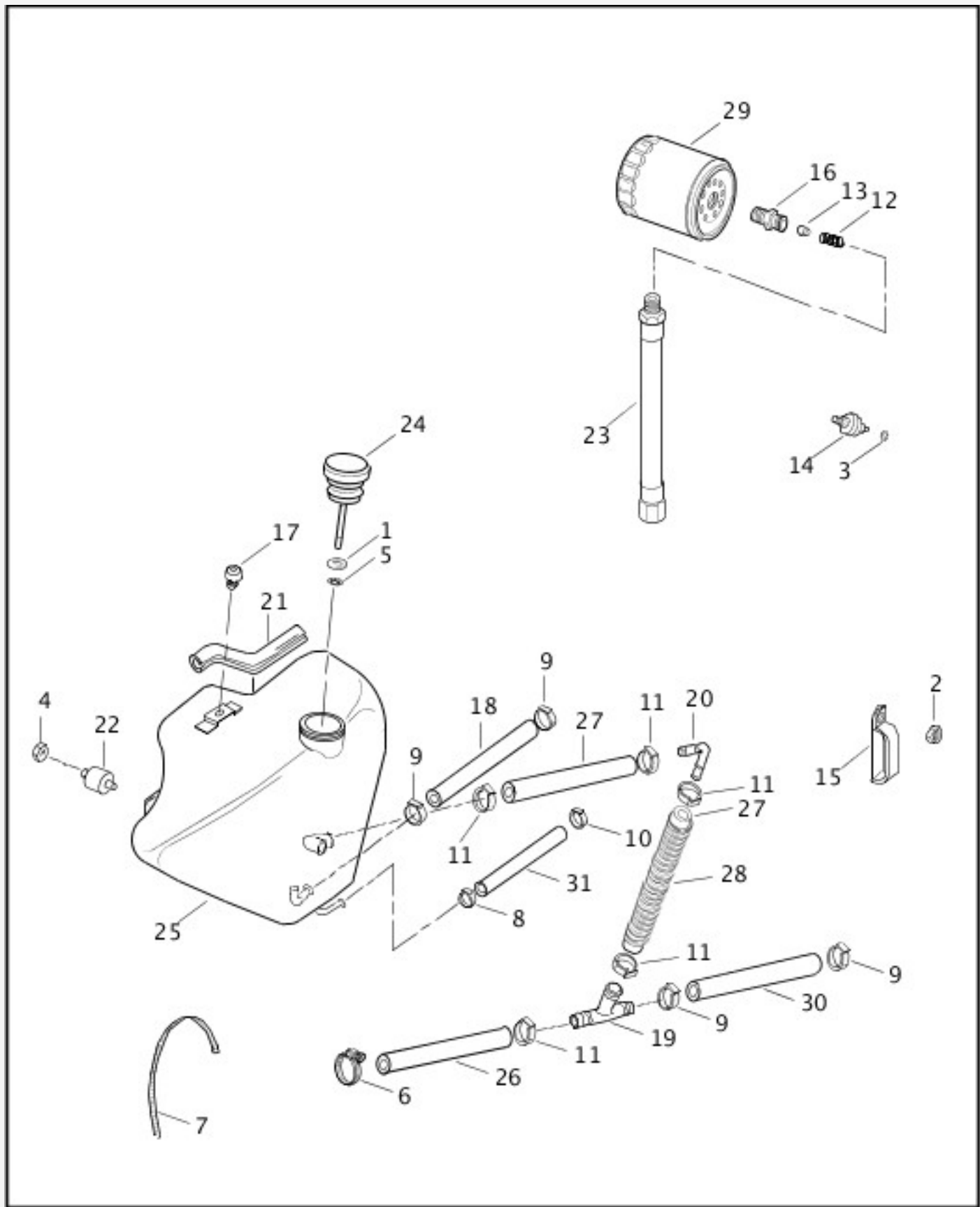
[View interactive image](#)

[View interactive table](#)

INDEX NO.	PART NO.	DESCRIPTION	MODEL(S)
1	13538-02	DECAL, left	XL883R
	13539-02	DECAL, right	XL883R
2	13540-02	DECAL (2)	XL883, XL883HUG

3	13541-02	DECAL, vivid black, real red & luxury rich red	XL1200
	13542-02	DECAL, luxury blue	XL1200
4	13543-02	DECAL, left, white pearl, vivid black & real red	XL1200S
	13544-02	DECAL, right, white pearl, vivid black & real red	XL1200S
	13545-02	DECAL, left, impact blue & jade sunglo	XL1200S
	13546-02	DECAL, right, impact blue & jade sunglo	XL1200S
5	13750-00	DECAL (for vivid black tanks)	XL883C
	13751-00	DECAL, real red, luxury rich red, real teal, white pearl & concord purple tanks	XL883C
	13752-00	DECAL, impact blue tanks	XL883C
	13754-00	DECAL, concord purple tanks	XL883C
6	61799-96	MEDALLION, left, vivid black, luxury rich red, concord purple, white pearl, luxury rich red/vivid black & real red/diamond ice tanks	XL1200C
	61800-96	MEDALLION, right, vivid black, luxury rich red, concord purple, white pearl, luxury rich red/vivid black & real red/diamond ice tanks	XL1200C
	61811-99	MEDALLION, left, luxury blue, impact blue & luxury blue/diamond ice tanks	XL1200C
	61812-99	MEDALLION, right, luxury blue, impact blue & luxury blue/diamond ice tanks	XL1200C
	62192-01	MEDALLION, left, jade sunglo tanks	XL1200C
	62193-01	MEDALLION, right, jade sunglo tanks	XL1200C

OIL TANK & FILTER



[View interactive image](#)

[View interactive table](#)

INDEX NO.	PART NO.	DESCRIPTION	MODEL(S)
1	6703	WASHER	ALL
2	7624	LOCKNUT	ALL
3	7629	NUT	ALL
4	7686	LOCKNUT (3)	ALL

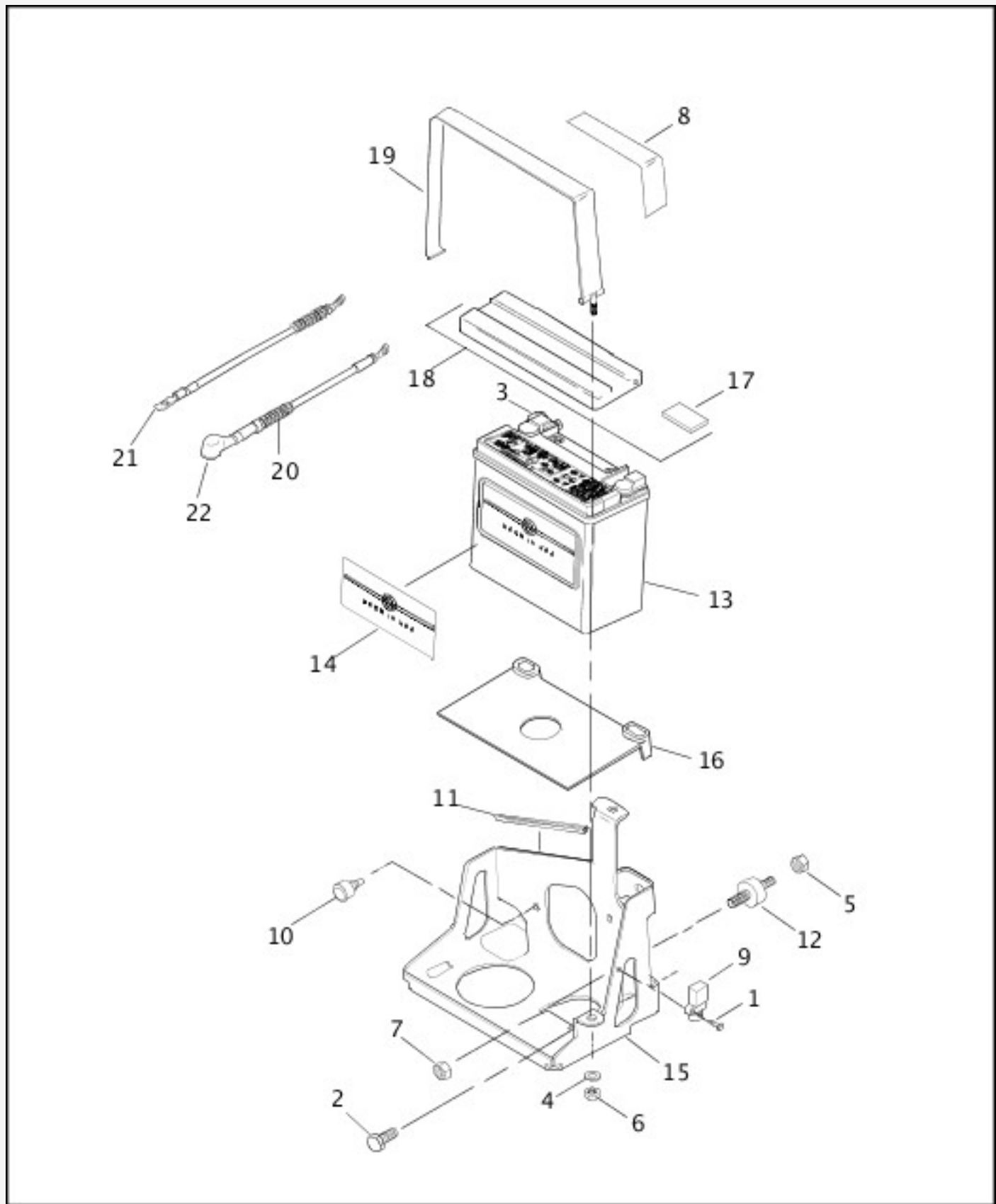
5	8126A	PUSH NUT, 8-prong	ALL
6	9969	CLAMP, oil drain hose	ALL
7	10006	CABLE STRAP (2)	ALL
8	10014	CLAMP, crankcase vent hose	ALL
9	10080	CLAMP, oil hose (4)	ALL
10	10117	CLAMP, crankcase vent hose	ALL
11	10142	CLAMP, oil hose (5)	ALL
12	26436-90A	SPRING	ALL
13	26437-86B	BALL	ALL
14	26554-77B	SWITCH, oil pressure indicator	ALL
15	31532-94	CLIP	ALL
16	33117-91A	ADAPTOR, oil filter	ALL
17	60439-98	RUBBER BUMPER	XL1200S
18	62361-94	HOSE, oil return to tank	ALL
19	62493-89	TEE, oil hose	ALL
20	62494-94B	ELBOW, 90 degree	ALL
21	62540-83	TRIM STRIP (3)	ALL
22	62563-65	MOUNT, oil tank (3)	ALL
23	62631-91	HOSE, oil pump to filter	ALL
24	62634-84A	FILLER CAP, w/ 6703, 8126A & dipstick	ALL
25	62888-99	OIL TANK ASSEMBLY	XL1200, XL1200C, XL1200S, XL883, XL883C, XL883HUG
26	63504-94	HOSE, oil drain	ALL
27	63542-94A	HOSE, oil drain/feed (2)	ALL
28	63576-95	SHIELD, hose, 1 inch conv. tubing	ALL
29	63796-77A	OIL FILTER (chrome)	XL1200C

	63805-80A	OIL FILTER (black)	XL1200, XL1200S, XL883, XL883C, XL883HUG, XL883R
--	-----------	--------------------	--

NOTE: Hose or insulator is sold in bulk length under the following part numbers. Cut to length.

30	63500-68	HOSE, 3/8 inch I.D. x 5/8 inch O.D. (rubber) (25 feet)	ALL
31	63501-68B	HOSE, 1/4 inch I.D. x 1/2 inch O.D. (rubber) (25 feet)	ALL

BATTERY



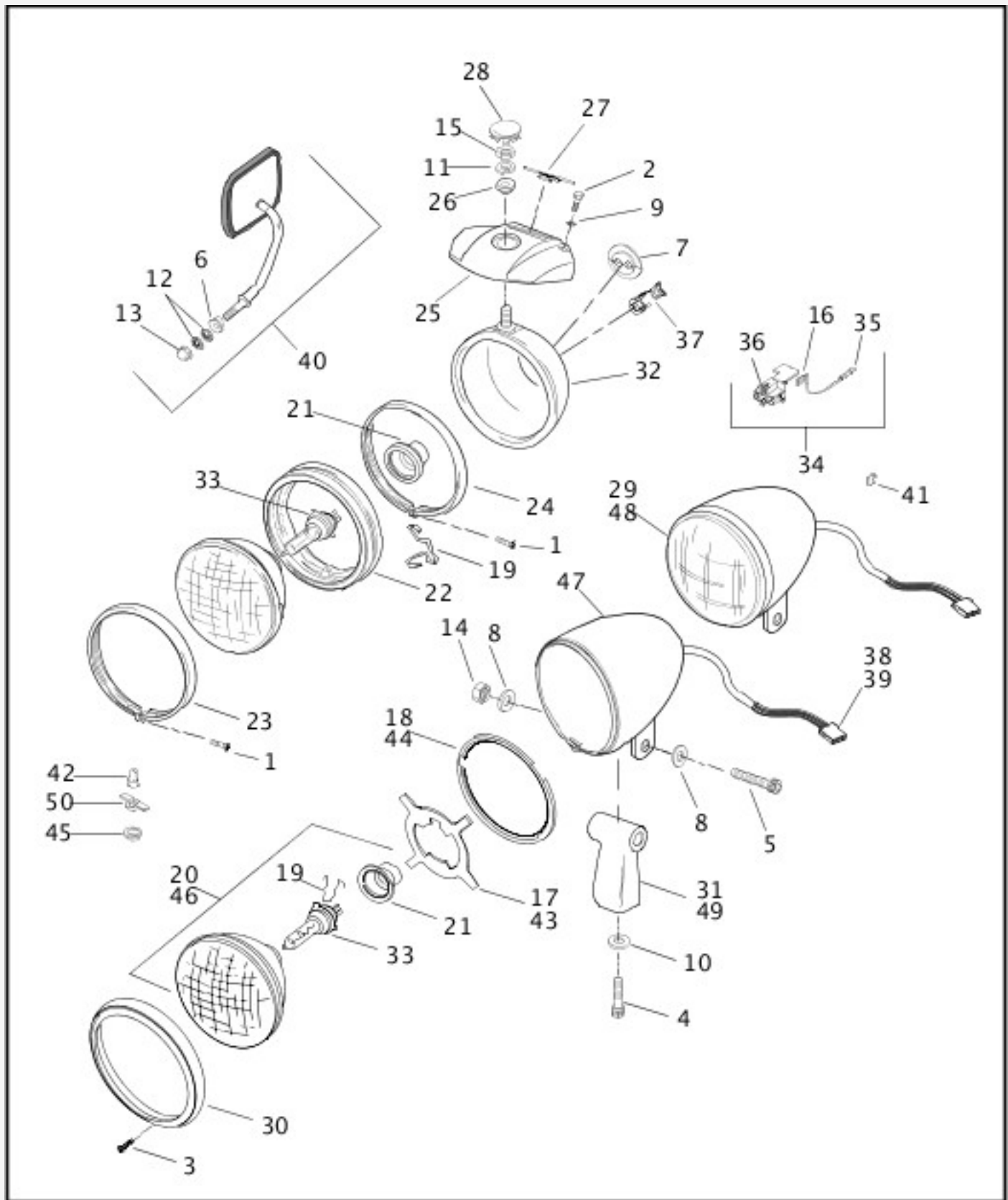
[View interactive image](#)

[View interactive table](#)

INDEX NO.	PART NO.	DESCRIPTION	MODEL(S)
1	2362	SCREW	ALL
2	3930A	SCREW (3)	ALL
3	4312C	SCREW, battery (2)	ALL
4	6220W	WASHER	ALL
5	7686	LOCKNUT	ALL

6	7688	NUT	ALL
7	7739	LOCKNUT	ALL
8	29112-83	WARNING LABEL	ALL
9	32495-98	SENSOR, bank angle	ALL
10	60429-97	BUMPER (2)	ALL
11	62540-83	TRIM STRIP	ALL
12	62569-94	MOUNT, battery tray	ALL
13	65989-97C	BATTERY	ALL
14	66040-00	DECAL, battery	XL1200C, XL883C
15	66194-98	TRAY, battery	ALL
16	66214-97	PAD, battery	ALL
17	66352-65	PAD, cover, large	ALL
18	66359-97	COVER, battery-top assembly, w/ 66352-65 (black)	XL1200C, XL883, XL883C, XL883HUG, XL883R
	66367-97	COVER, battery-top assembly, w/ 66352-65 (chrome)	XL1200, XL1200S
19	66476-98	STRAP, battery	ALL
20	70076-97	CABLE BATTERY, positive, w/ boot	ALL
21	70097-97	CABLE BATTERY, negative	ALL
22	70578-89	BOOT, insulating	ALL

HEADLAMP & MIRROR (1 OF 2)



[View interactive image](#)

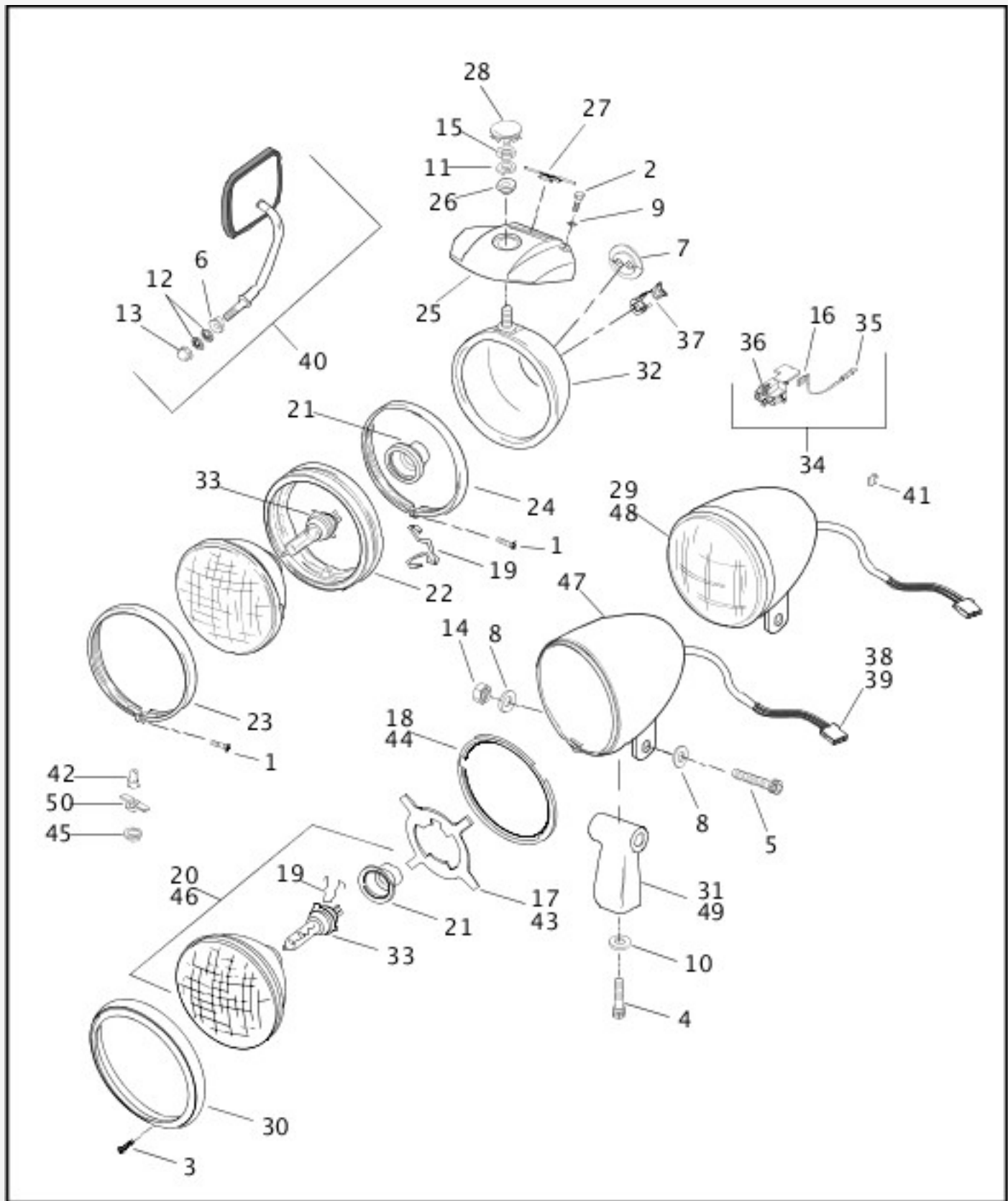
[View interactive table](#)

INDEX NO.	PART NO.	DESCRIPTION	MODEL(S)
1	2566	SCREW (2)	XL1200, XL1200S, XL883, XL883HUG, XL883R
2	2708A	SCREW (2)	XL1200, XL1200S, XL883, XL883HUG, XL883R
3	3514	SCREW	XL1200C, XL883C
4	4350A	SCREW	XL1200C, XL883C

5	4420	SCREW	XL1200C, XL883C
6	5774	SPACER (2)	ALL
7	6272	GROMMET	XL1200, XL1200S, XL883, XL883HUG, XL883R
8	6701	WASHER (2)	XL1200C, XL883C
9	6702	WASHER (2)	XL1200, XL1200S, XL883, XL883HUG, XL883R
10	7045	LOCKWASHER	XL1200C, XL883C
11	7068	LOCKWASHER	XL1200, XL1200S, XL883, XL883HUG, XL883R
12	7127	LOCKWASHER (2)	ALL
13	7736	ACORN NUT	XL1200, XL1200C, XL883C, XL883HUG, XL883R
13	7736	ACORN NUT (2)	XL1200S, XL883
14	7778	LOCKNUT	XL1200C, XL883C
15	7880	NUT	XL1200, XL1200S, XL883, XL883HUG, XL883R
16	9847	WIRE TERMINAL, female spade, R.H.	ALL
	9848	WIRE TERMINAL, female spade, L.H. (2)	ALL
17	67601-94A	GASKET, headlamp	XL1200C, XL883C
18	67603-94A	ADAPTER RING	XL1200C, XL883C
19	67685-92	CLIP, bulb	ALL
20	67698-81D	LENS ASSEMBLY, 5-3/4 inch, w/ 67685-92, 67705-92, 68329-03 & lens	ALL
21	67705-92	BOOT, headlamp	ALL
22	67719-63	MOUNTING RING (rubber)	XL1200, XL1200S, XL883, XL883HUG, XL883R
23	67725-63	MOLDING RING, outer	XL1200, XL1200S, XL883, XL883HUG, XL883R
24	67744-75	MOLDING RING, inner	XL1200, XL1200S, XL883, XL883HUG, XL883R
25	67805-92	BRACKET, headlamp	XL1200, XL883, XL883HUG

	67963-98	BRACKET, headlamp, (black)	XL1200S, XL883R
26	67815-59A	WASHER, headlamp mounting	XL1200, XL1200S, XL883, XL883HUG, XL883R
27	67834-83	DECAL, trim	XL1200, XL883, XL883HUG
	67972-98	DECAL, trim	XL1200S, XL883R

HEADLAMP & MIRROR (2 OF 2)



[View interactive image](#)

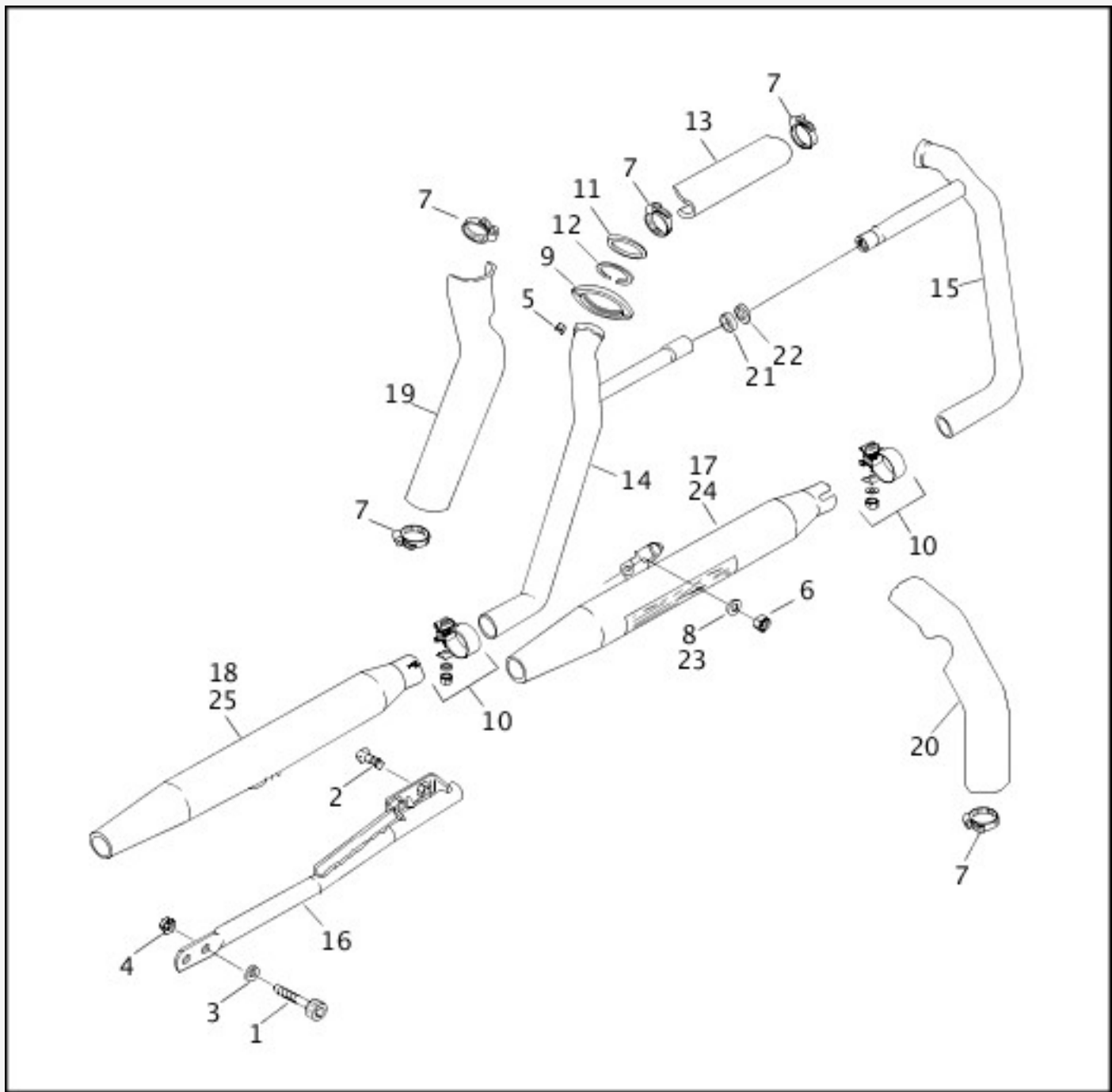
[View interactive table](#)

INDEX NO.	PART NO.	DESCRIPTION	MODEL(S)
28	67865-89	PLUG, headlamp bracket	XL1200, XL883, XL883HUG
	67973-98	PLUG, headlamp bracket (black)	XL1200S, XL883R
29	67881-96B	HEADLAMP ASSEMBLY	XL1200C, XL883C

30	67894-93A	TRIM RING (chrome)	XL1200C, XL883C
31	67919-96	HEADLAMP MOUNTING	XL1200C, XL883C
32	68061-94B	HOUSING, headlamp	XL1200, XL1200S, XL883, XL883HUG, XL883R
33	68329-03	BULB, halogen	ALL
34	68705-93A	CONNECTOR ASSEMBLY, headlamp, w/ wires, terminals & splice conn.	ALL
35	70586-93	CONNECTOR, butt splice, 16-22 gauge (4)	ALL
36	72056-92	CONNECTOR, spade terminal (3-way)	ALL
37	72507-94	GROMMET	XL1200, XL1200S, XL883, XL883HUG, XL883R
38	73154-96BK	SOCKET HOUSING, 4-position	XL1200C, XL883C
39	73191-96	CONTACT SOCKET, 16-20 gauge	XL1200C, XL883C
40	91875-88A	MIRROR KIT, right-short	XL1200, XL883HUG
	91892-88A	MIRROR KIT, left-short	XL1200, XL883HUG
	91982-98A	MIRROR KIT, right (black)	XL883R
	91983-98A	MIRROR KIT, left (black)	XL883R
	91902-88A	MIRROR KIT, left-long	XL1200C, XL883, XL883C
	91904-88A	MIRROR KIT, right-long	XL1200C, XL883, XL883C
	91909-90A	MIRROR KIT, right	XL1200S
	91910-90A	MIRROR KIT, left	XL1200S
INTERNATIONAL MODELS ONLY			
41	9898	TERMINAL, female flag, #14-16 wire (HDI)	ALL
42	53438-	BULB, position lamp (HDI)	ALL

	92		
43	67602-94	GASKET, headlamp (HDI)	XL1200C, XL883C
44	67604-94	RETAINING RING, headlamp (HDI)	XL1200C, XL883C
45	67691-92	GROMMET (HDI)	XL1200, XL1200S, XL883, XL883HUG, XL883R
46	67763-92A	LENS ASSEMBLY, right dip, w/ 67691-92, 67705-92, 68329-03 & lens (HDI)	XL1200, XL1200C, XL1200S, XL883, XL883HUG, XL883R
	67781-92A	LENS ASSEMBLY, left dip, w/ 67691-92, 67705-92, 68329-03 & lens (HDI, Australia)	XL1200, XL1200C, XL1200S, XL883, XL883HUG, XL883R
47	67771-08	SHELL ASSEMBLY, headlamp (HDI, Australia, England, Japan)	XL1200C, XL883C
48	67882-96	HEADLAMP ASSEMBLY, left dip (HDI) (order 67771-08 & headlamp assembly components)	XL1200C, XL883C
	67901-96A	HEADLAMP ASSEMBLY, right dip (HDI)	XL1200C, XL883C
49	67850-96	HEADLAMP MOUNTING (HDI)	XL1200C, XL883C
50	68650-92	SOCKET, bulb (HDI)	ALL

EXHAUST SYSTEM



[View interactive image](#)

[View interactive table](#)

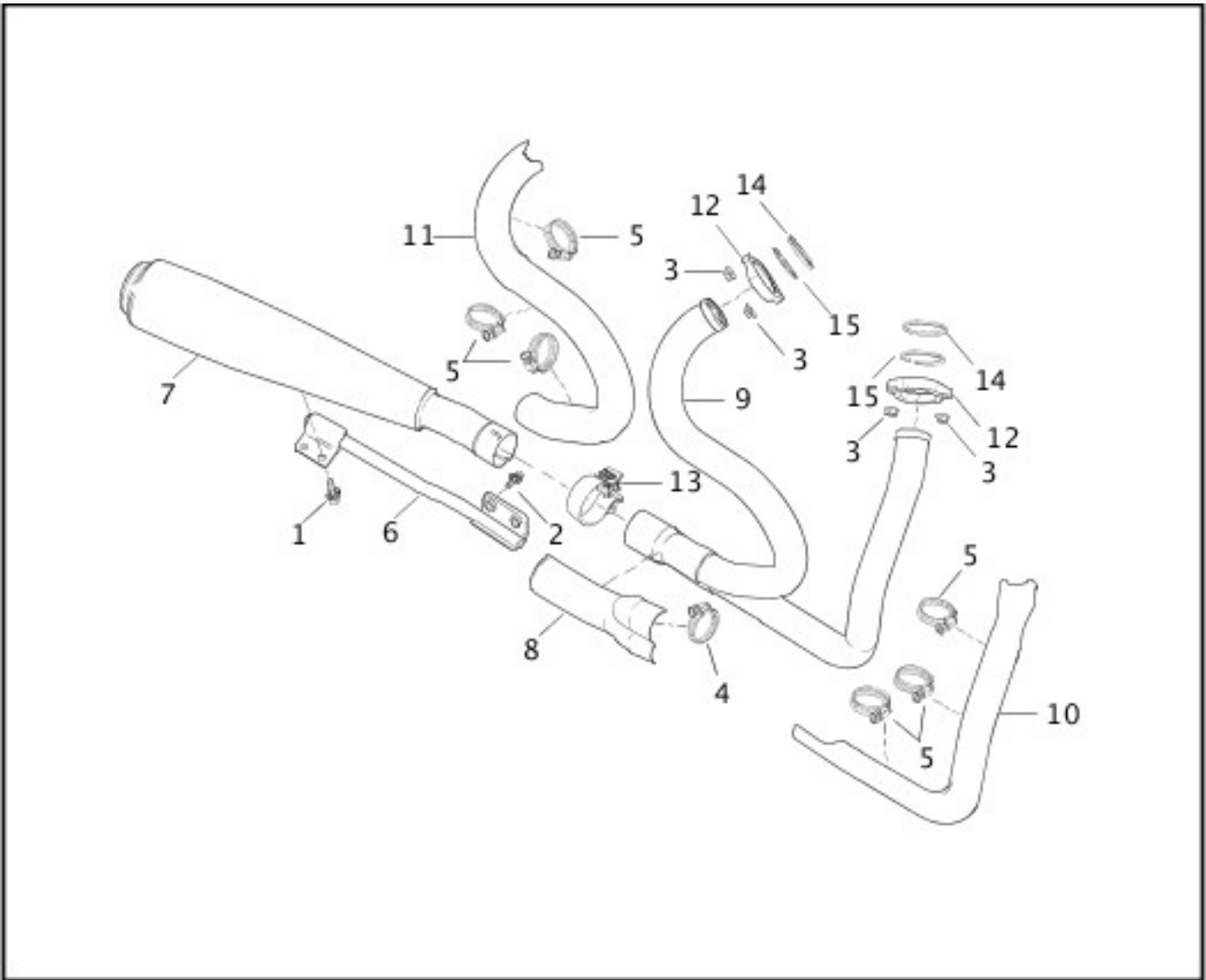
INDEX NO.	PART NO.	DESCRIPTION	MODEL(S)
1	3201WA	SCREW	XL1200, XL1200C, XL1200S, XL883, XL883C, XL883HUG
2	4377	SCREW (2)	ALL
3	6702	WASHER	XL1200, XL1200C, XL1200S, XL883, XL883C, XL883HUG
4	7531	LOCKNUT	XL1200, XL1200C, XL1200S, XL883, XL883C, XL883HUG
5	7593	NUT (4)	ALL
6	7844	LOCKNUT	ALL
7	9955	CLAMP, heat & crossover pipe shields (6)	XL1200, XL1200C, XL1200S, XL883, XL883C,

			XL883HUG
8	45596-93	WASHER	XL1200S
9	65184-02	CLAMP, exhaust pipe to manifold	ALL
10	65296-95A	CLAMP, muffler (2)	XL1200, XL1200C, XL1200S, XL883, XL883C, XL883HUG
11	65324-83B	GASKET, exhaust port (2)	ALL
12	65325-83A	RETAINING RING, exhaust gasket (2)	ALL
13	65419-86	HEAT SHIELD, crossover pipe (chrome)	XL1200, XL1200C, XL883, XL883C, XL883HUG
	65600-00	HEAT SHIELD, crossover pipe (black)	XL1200S
14	65568-86A	EXHAUST PIPE, rear (chrome)	XL1200, XL1200C, XL883, XL883C, XL883HUG
	65575-00	EXHAUST PIPE, rear (black)	XL1200S
15	65569-86A	EXHAUST PIPE, front (chrome)	XL1200, XL1200C, XL883, XL883C, XL883HUG
	65573-00	EXHAUST PIPE, front (black)	XL1200S
16	65599-80D	SUPPORT KIT, rear muffler, w/ 4377	XL1200, XL1200C, XL1200S, XL883, XL883C, XL883HUG
17	65605-97	MUFFLER, front (chrome) (49 state, California, Canada)	XL1200, XL1200C, XL883, XL883C, XL883HUG
	65576-00	MUFFLER, front (black) (49 state, California, Canada)	XL1200S
18	65613-97	MUFFLER, rear (chrome) (49 state, California, Canada)	XL1200, XL1200C, XL883, XL883C, XL883HUG
	65584-00	MUFFLER, rear (black) (49 state, California, Canada)	XL1200S
19	65712-95	HEAT SHIELD, rear (chrome)	XL1200, XL1200C, XL883, XL883C, XL883HUG
	65596-00	HEAT SHIELD, rear (black)	XL1200S
20	65719-95	HEAT SHIELD, front (chrome)	XL1200, XL1200C, XL883, XL883C, XL883HUG
	65590-00	HEAT SHIELD, front (black)	XL1200S
21	65781-82	GASKET	XL1200, XL1200C, XL1200S, XL883, XL883C, XL883HUG
22	65782-82	WASHER	XL1200, XL1200C, XL1200S, XL883, XL883C, XL883HUG

INTERNATIONAL MODELS ONLY

23	45596-93	WASHER (HDI only)	XL1200S, XL883C
24	65193-98A	MUFFLER, front (chrome) (HDI, England, Japan)	XL1200, XL1200C
	65585-00A	MUFFLER, front (black) (HDI, England, Australia, Japan)	XL1200S
	65173-00	MUFFLER, front (chrome) (Australia)	XL1200, XL1200C, XL883, XL883C, XL883HUG
	65171-98A	MUFFLER, front (chrome) (Japan)	XL1200, XL1200C, XL883, XL883C, XL883HUG
25	65312-98A	MUFFLER, rear (chrome) (HDI, England, Japan)	XL1200, XL1200C
	65589-00A	MUFFLER, rear (black) (HDI, England, Australia, Japan)	XL1200S
	65179-00	MUFFLER, rear (chrome) (Australia)	XL1200, XL1200C, XL883, XL883C, XL883HUG
	65177-98A	MUFFLER, rear (chrome) (Japan)	XL1200, XL1200C, XL883, XL883C, XL883HUG

EXHAUST SYSTEM - 883R



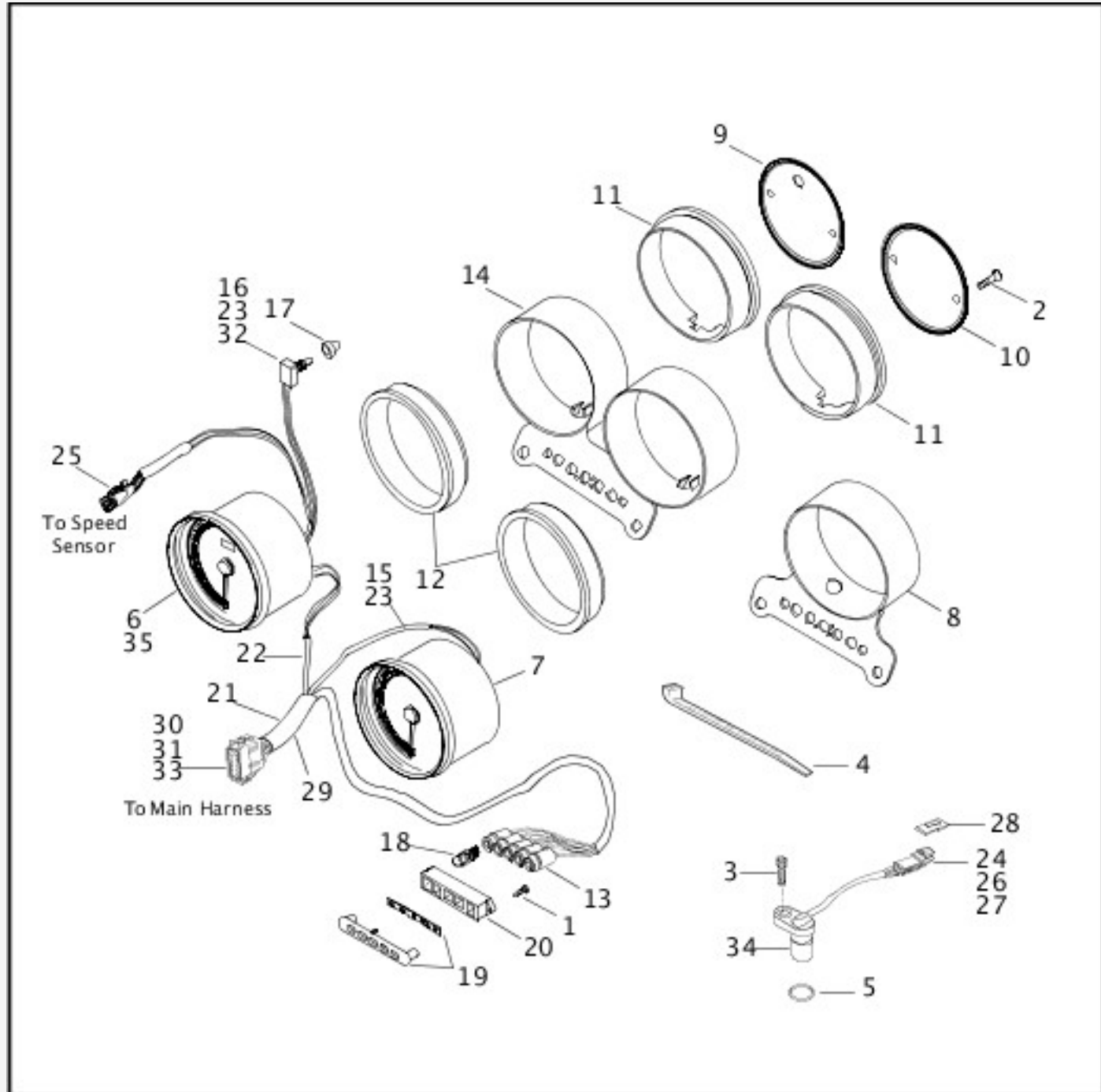
[View interactive image](#)

[View interactive table](#)

INDEX NO.	PART NO.	DESCRIPTION	MODEL(S)
1	3546	BOLT (2)	XL883R
2	4377	SCREW (2)	XL883R
3	7593	NUT (4)	XL883R
4	9954	CLAMP	XL883R
5	9955	CLAMP (6)	XL883R
6	64780-02	SUPPORT BAR	XL883R
7	64783-02	MUFFLER, chrome, includes support bracket	XL883R
8	64784-02	HEAT SHIELD, collector	XL883R
9	64785-02	HEADER ASSEMBLY	XL883R
10	64860-99	HEAT SHIELD, front	XL883R
11	64861-99	HEAT SHIELD, rear	XL883R

12	65184-02	EXHAUST FLANGE (2)	XL883R
13	65221-02	CLAMP	XL883R
14	65324-83B	GASKET, exhaust port (2)	XL883R
15	65325-83A	RETAINING RING (2)	XL883R

SPEEDOMETER & TACHOMETER



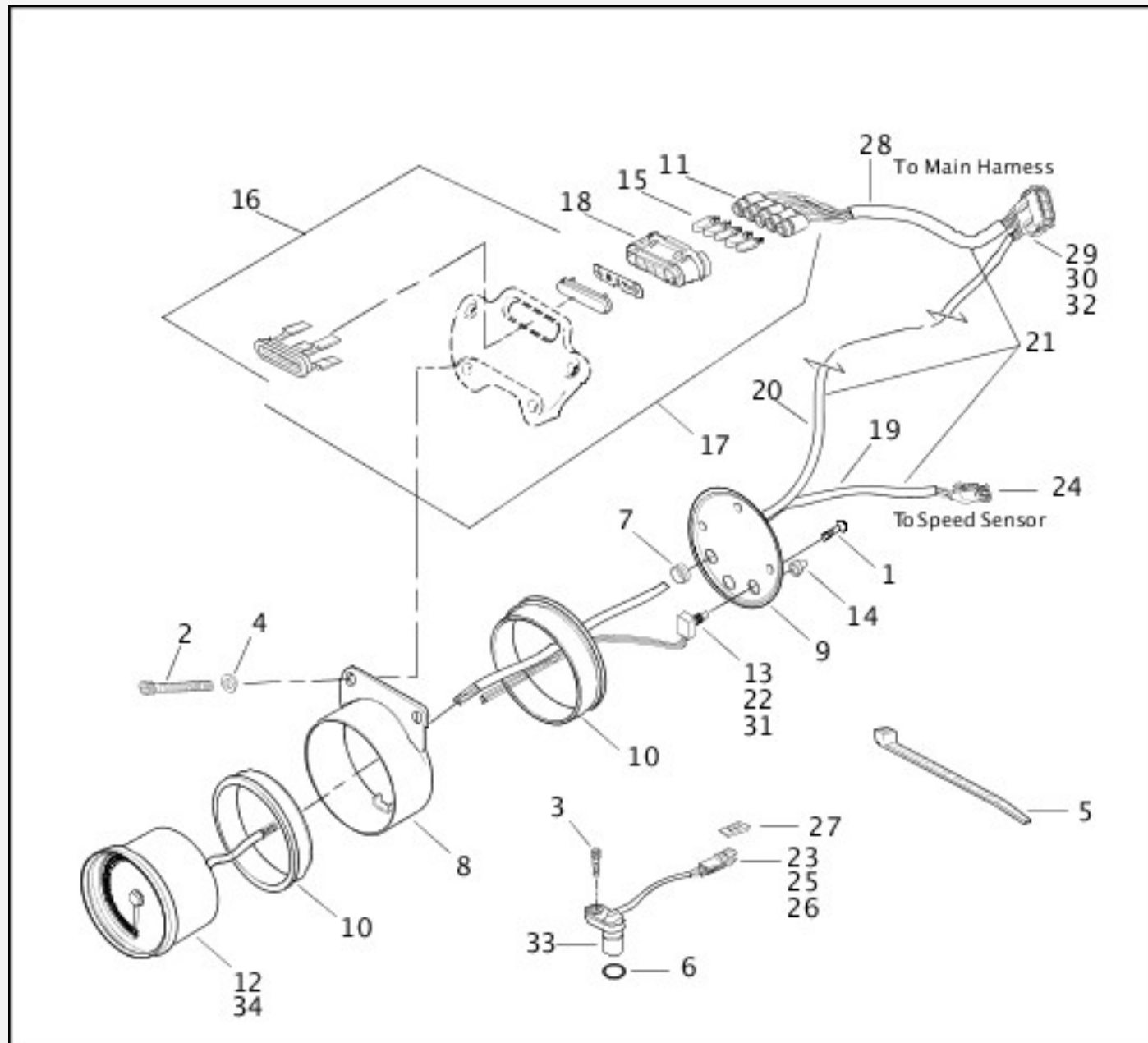
[View interactive image](#)

[View interactive table](#)

INDEX NO.	PART NO.	DESCRIPTION	MODEL(S)
1	2325	SCREW (2)	XL1200, XL1200S, XL883, XL883HUG, XL883R
2	2361	SCREW (2)	XL883, XL883HUG, XL883R

2	2361	SCREW (4)	XL1200, XL1200S
3	3594	SCREW	XL1200, XL1200S, XL883, XL883HUG, XL883R
4	10065	CABLE STRAP	XL1200, XL1200S, XL883, XL883HUG, XL883R
5	11140	O-RING	XL1200, XL1200S, XL883, XL883HUG, XL883R
6	67025-99A	SPEEDOMETER, mph (49 state, California)	XL1200
	67037-98B	SPEEDOMETER, mph (49 state, California)	XL883, XL883HUG, XL883R
	67283-99A	SPEEDOMETER, mph (49 state, California)	XL1200S
7	67042-99	TACHOMETER	XL1200, XL1200S
8	67053-95	BRACKET, speedometer	XL883, XL883HUG, XL883R
9	67085-95	COVER, speedometer, back (chrome rim)	XL1200, XL1200S
	67320-95	COVER, speedometer, back (black)	XL883, XL883HUG, XL883R
10	67103-95	COVER, tachometer, back (chrome rim)	XL1200, XL1200S
11	67104-95	CUSHION, rear	XL883, XL883HUG, XL883R
	67344-97	CUSHION, rear (2)	XL1200, XL1200S
12	67121-95A	CUSHION, front	XL883, XL883HUG, XL883R
	67345-97	CUSHION, front (2)	XL1200, XL1200S
13	67184-94	SOCKET, indicator lamp (5)	XL1200, XL1200S, XL883, XL883HUG, XL883R
14	67338-97	BRACKET, speedometer & tachometer	XL1200, XL1200S
15	67419-99	HARNESS, tachometer, w/ 70585-93	XL1200, XL1200S
16	67854-98	SWITCH, reset, w/ 70585-93 & 74191-98	XL1200, XL1200S, XL883, XL883HUG, XL883R
17	67880-94	BOOT, reset switch	XL1200, XL1200S, XL883, XL883HUG, XL883R
18	68024-94	BULB, indicator lamp (5)	XL1200, XL1200S, XL883, XL883HUG, XL883R
19	68513-95A	TRIM PLATE, indicator lamp	XL1200, XL1200S, XL883, XL883HUG, XL883R
20	68516-95	HOUSING, indicator lamp	XL1200, XL1200S, XL883, XL883HUG,

			XL883R
21	68811-01	HARNESS, warning lamp, w/ 4, 13, 16, 18, 20, 22, 25, 29, 30, 31 & 33	XL1200, XL1200S
	68813-01	HARNESS, warning lamp, w/ 4, 13, 16, 18, 20, 22, 25, 29, 30, 31 & 33	XL883, XL883HUG, XL883R
22	68820-98	HARNESS, speedometer	XL1200, XL1200S, XL883, XL883HUG, XL883R
	68841-98	HARNESS, speedometer, w/ 67854-98	XL1200, XL1200S, XL883, XL883HUG, XL883R
23	70585-93	CONNECTOR (2)	XL1200, XL883, XL883HUG, XL883R
24	72143-94	SECONDARY LOCK, 3-way receptacle	XL1200, XL1200S, XL883, XL883HUG, XL883R
25	72153-94	SECONDARY LOCK	XL1200, XL1200S, XL883, XL883HUG, XL883R
26	72163-94BK	RECEPTACLE, 3-way pin	XL1200, XL1200S, XL883, XL883HUG, XL883R
27	72190-94	TERMINAL, pin (3)	XL1200, XL1200S, XL883, XL883HUG, XL883R
28	72199-94	ATTACHMENT CLIP	XL1200, XL1200S, XL883, XL883HUG, XL883R
29	72266-94	SHRINK TUBE	XL1200, XL1200S, XL883, XL883HUG, XL883R
30	74119-98BK	HOUSING, 12-way (black)	XL1200, XL1200S, XL883, XL883HUG, XL883R
31	74159-98	SOCKET LOCK, 12-way	XL1200, XL1200S, XL883, XL883HUG, XL883R
32	74191-98	TERMINAL, socket, reset switch	XL1200, XL1200S, XL883, XL883HUG, XL883R
33	74193-98	TERMINAL, socket	XL1200, XL1200S, XL883, XL883HUG, XL883R
34	74402-95B	SENSOR, speed	XL1200, XL1200S, XL883, XL883HUG, XL883R
INTERNATIONAL MODELS ONLY			
35	67041-98B	SPEEDOMETER, kph (Canada, HDI, Australia, Japan)	XL883, XL883HUG, XL883R
	67284-99A	SPEEDOMETER, mph (England)	XL1200, XL1200S
	67285-99A	SPEEDOMETER, kph (Canada, HDI, Australia, Japan)	XL1200, XL1200S

SPEEDOMETER - 883/1200 CUSTOM
[View interactive image](#)
[View interactive table](#)

INDEX NO.	PART NO.	DESCRIPTION	MODEL(S)
1	2548	SCREW (2)	XL1200C, XL883C
2	3210A	SCREW (2)	XL1200C, XL883C
3	3594	SCREW	XL1200C, XL883C
4	6702	WASHER (2)	XL1200C, XL883C

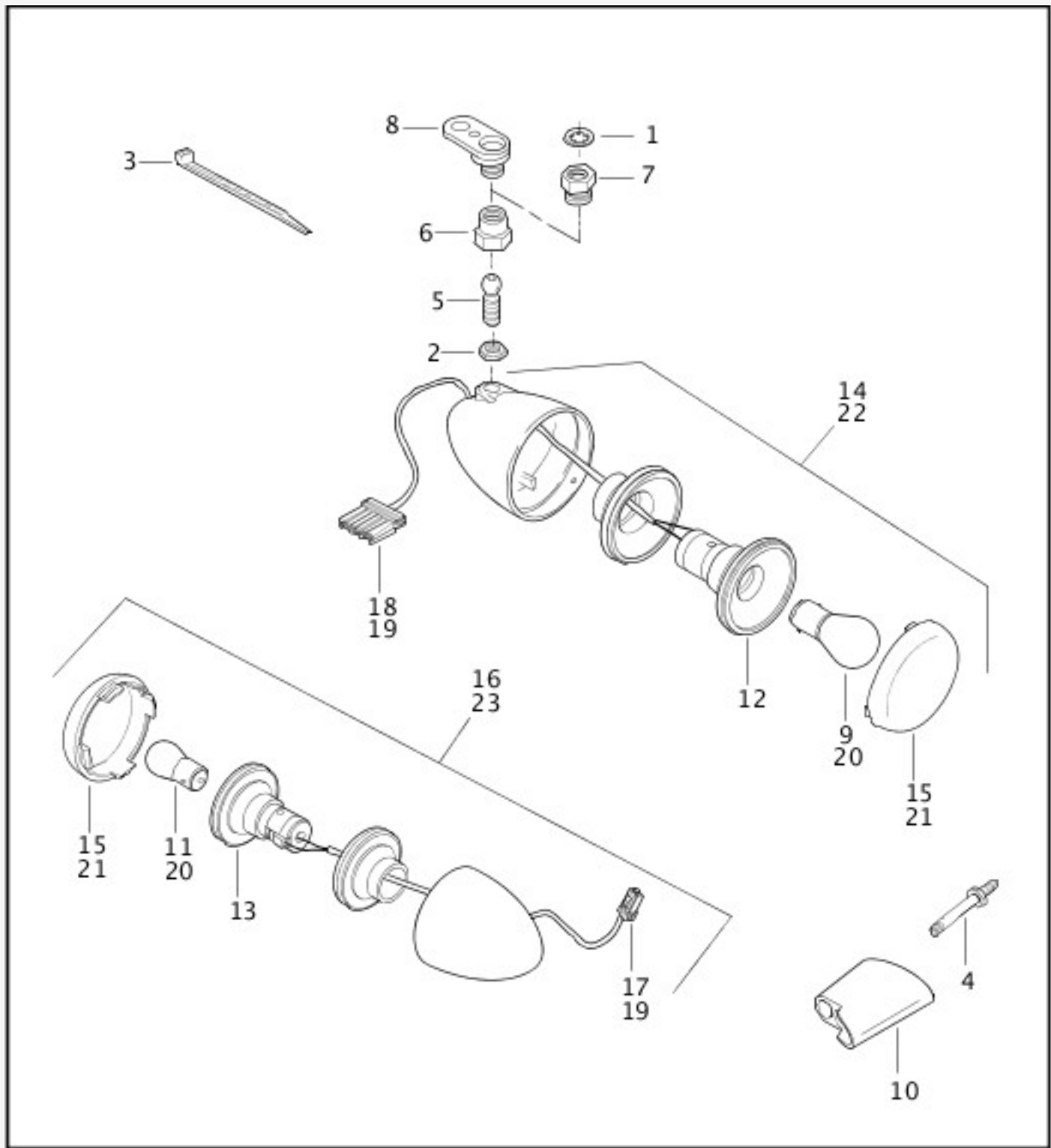
5	10065	CABLE STRAP	XL1200C, XL883C
6	11140	O-RING	XL1200C, XL883C
7	11496	GROMMET	XL1200C, XL883C
8	67084-96	BRACKET, speedometer	XL1200C, XL883C
9	67088-96	COVER, speedometer, back	XL1200C, XL883C
10	67121-95A	CUSHION, front & rear (2)	XL1200C, XL883C
11	67184-94	SOCKET, indicator lamp (5)	XL1200C, XL883C
12	67283-99A	SPEEDOMETER, mph (49 state, California)	XL1200C
	67436-99A	SPEEDOMETER, mph (49 state, California, Canada)	XL883C
13	67854-98	SWITCH, reset, w/ 70585-93 & 74191-98	XL1200C, XL883C
14	67880-94	BOOT, reset switch	XL1200C, XL883C
15	68024-94	BULB, indicator lamp (5)	XL1200C, XL883C
16	68382-96	BEZEL, lens & jewel assembly, indicator lamp	XL1200C, XL883C
17	68715-96	INDICATOR LAMP ASSEMBLY, w/ 67184-94, 68024-94, 68792-93 & jewel	XL1200C, XL883C
18	68792-96	HOUSING, indicator lamp	XL1200C, XL883C
19	68820-98	HARNESS, speedometer	XL1200C, XL883C
20	68841-98	HARNESS, speedometer, w/ 67854-98	XL1200C, XL883C
21	68870-01	HARNESS, warning lamp, w/ 5, 7, 9, 11, 13, 15, 17, 19, 20, 24, 28, 29, 30 & 32	XL1200C, XL883C
22	70585-93	CONNECTOR, switch reset (2)	XL1200C, XL883C
23	72143-94	SECONDARY LOCK, 3-way receptacle	XL1200C, XL883C
24	72153-94	SOCKET LOCK, secondary 3-way	XL1200C,

			XL883C
25	72163-94BK	RECEPTACLE, 3-way plug	XL1200C, XL883C
26	72190-94	TERMINAL, pin (3)	XL1200C, XL883C
27	72199-94	ATTACHMENT CLIP	XL1200C, XL883C
28	72266-94	SHRINK TUBE	XL1200C, XL883C
29	74119-98BK	PLUG, 12-way (black)	XL1200C, XL883C
30	74159-98	SECONDARY LOCK, 12-way	XL1200C, XL883C
31	74191-98	SOCKET TERMINAL, reset switch	XL1200C, XL883C
32	74193-98	TERMINAL, socket (11)	XL1200C, XL883C
33	74402-95B	SENSOR, speed	XL1200C, XL883C

INTERNATIONAL MODELS ONLY

34	67285-99A	SPEEDOMETER, kph (Canada, HDI, Australia, Japan)	XL1200C
	67416-99A	SPEEDOMETER, kph (HDI, Australia, Japan)	XL883C
	67284-99A	SPEEDOMETER, mph/ kph (England)	XL1200C
	67415-99A	SPEEDOMETER, mph/ kph (England)	XL883C

TURN SIGNALS



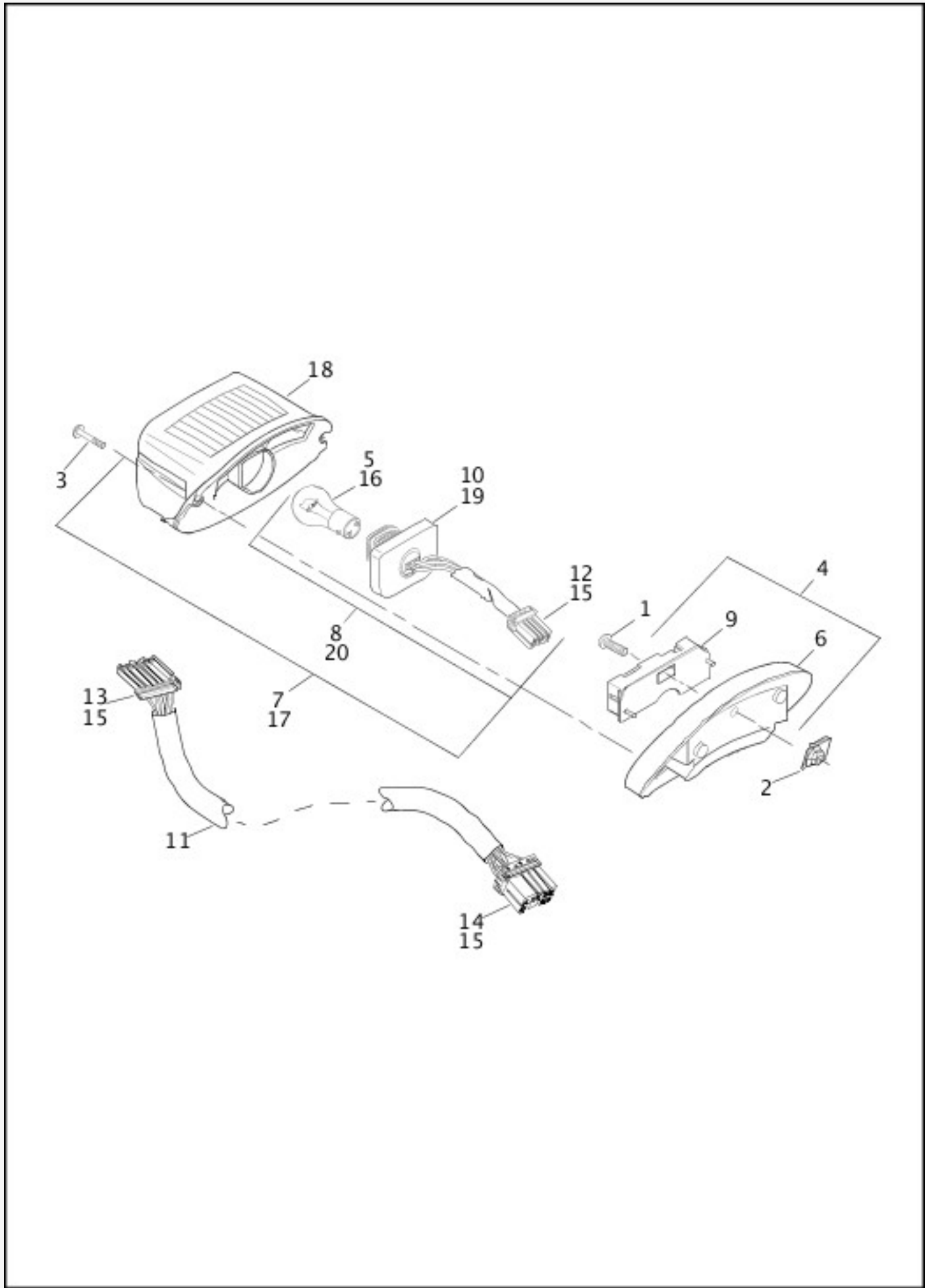
[View interactive image](#)

[View interactive table](#)

INDEX NO.	PART NO.	DESCRIPTION	MODEL(S)
1	7127	LOCKWASHER	ALL
2	7744	JAM NUT (2)	ALL
3	10065	CABLE STRAP (2)	ALL
4	56104-02	STUD, rear turn signal (2)	ALL
5	67822-88	BALL STUD (2)	ALL
6	67827-88A	CLAMP, ball stud (2)	ALL
7	67828-88A	RETAINER, mirror	ALL

8	67829-88	BALL RECEPTACLE ASSEMBLY	ALL
9	68168-89A	BULB, front turn signal (2)	ALL
10	68480-02	SUPPORT, rear turn signal (2)	ALL
11	68572-64B	BULB, rear turn signal (2)	ALL
12	68904-00	SOCKET ASSEMBLY, front (2)	ALL
13	68905-00	SOCKET ASSEMBLY, rear (2)	ALL
14	68972-00	TURN SIGNAL ASSEMBLY, front, w/ 68168-89A, 68904-00 & 68973-00 (2)	ALL
15	68973-00	LENS (amber) (4)	ALL
16	68977-00	TURN SIGNAL ASSEMBLY, rear, w/ 68572-64B, 68905-00 & 68973-00 (2)	ALL
17	73152-96BK	SOCKET HOUSING, 2-place	ALL
18	73156-96BK	SOCKET HOUSING, 6-place	ALL
19	73191-96	PIN, #16-20 gauge (3)	ALL
INTERNATIONAL MODELS ONLY			
20	68163-84	BULB, turn signal (HDI) (4)	ALL
21	68973-00	LENS (amber) (HDI) (4)	ALL
22	68975-00	TURN SIGNAL ASSEMBLY, front, w/ 68163-84 & 68973-00 (HDI) (2)	ALL
23	68978-00	TURN SIGNAL ASSEMBLY, rear, w/ 68163-84 & 68973-00 (HDI) (2)	ALL

TAIL LAMP

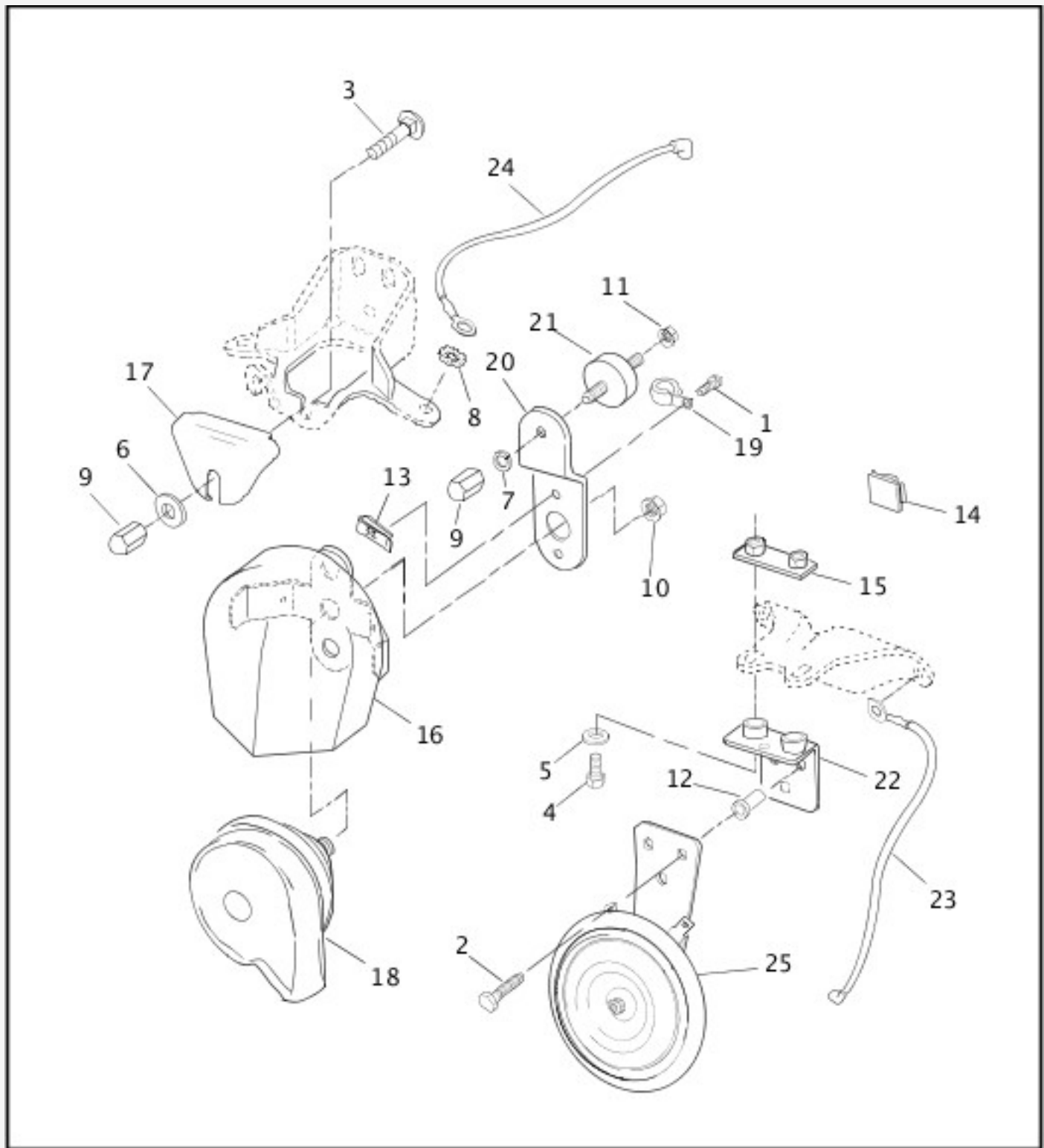


[View interactive image](#)

[View interactive table](#)

INDEX NO.	PART NO.	DESCRIPTION	MODEL(S)
1	3022A	SCREW	ALL
2	7964	CLIP NUT	ALL

3	68026-99	SCREW, tail lamp (2)	ALL
4	68066-99A	BASE ASSEMBLY, chromed	ALL
5	68167-04	BULB, tail lamp, wedge mount (used w/ 68370-03A)	ALL
	68168-89A	BULB, tail lamp	ALL
6	68296-99A	TAIL LAMP BASE (chrome)	ALL
7	68140-99A	LIGHT ASSEMBLY, tail lamp, w/ 68026-99 (use 68140-04)	ALL
	68140-04	LIGHT ASSEMBLY, tail lamp, w/ 68369-03 & 68370-03A (replaces 68140-99A)	ALL
8	68370-03A	SOCKET ASSEMBLY, w/ 68167-04 (used w/ 68140-04)	ALL
9	68830-99A	CIRCUIT BOARD/COVER ASSEMBLY	ALL
10	68832-99	BULB & SOCKET ASSEMBLY, w/ 73154-96BK & 73191-96 (use 68140-04)	ALL
11	68899-99	HARNESS REAR LIGHTING	ALL
12	73154-96BK	SOCKET HOUSING, 4-place	ALL
13	73156-96BK	SOCKET HOUSING, 6-place	ALL
14	73158-96BK	SOCKET HOUSING, 8-place	ALL
15	73191-96	CONTACT SOCKET, 16-20 gauge (as required)	ALL
INTERNATIONAL MODELS ONLY			
16	68167-04	BULB, tail lamp, wedge mount (used w/ 69187-03A) (HDI)	ALL
	68169-90A	BULB, tail lamp (HDI)	ALL
17	68141-99A	LIGHT ASSEMBLY, tail lamp, w/ 68026-99 (use 68141-04)	ALL
	68141-04	LIGHT ASSEMBLY, tail lamp, w/ 68372-03 & 69187-03A (replaces 68141-99A) (HDI)	ALL
	68142-04	LIGHT ASSEMBLY, tail lamp, w/ 68558-03 & 69187-03A (replaces 68833-99) (HDI)	ALL
18	68372-03	LENS, tail lamp, w/ 68026-99 (HDI)	ALL
	68558-03	LENS, tail lamp, w/ 68026-99 (red) (used w/ 68142-04) (HDI)	ALL
19	68833-99	BULB & SOCKET ASSEMBLY, w/ 73154-96BK & 73191-96 (use 68142-04) (HDI)	ALL
20	69187-03A	SOCKET ASSEMBLY, w/ 68167-04 (used w/ 68141-04 & 68142-04) (HDI)	ALL



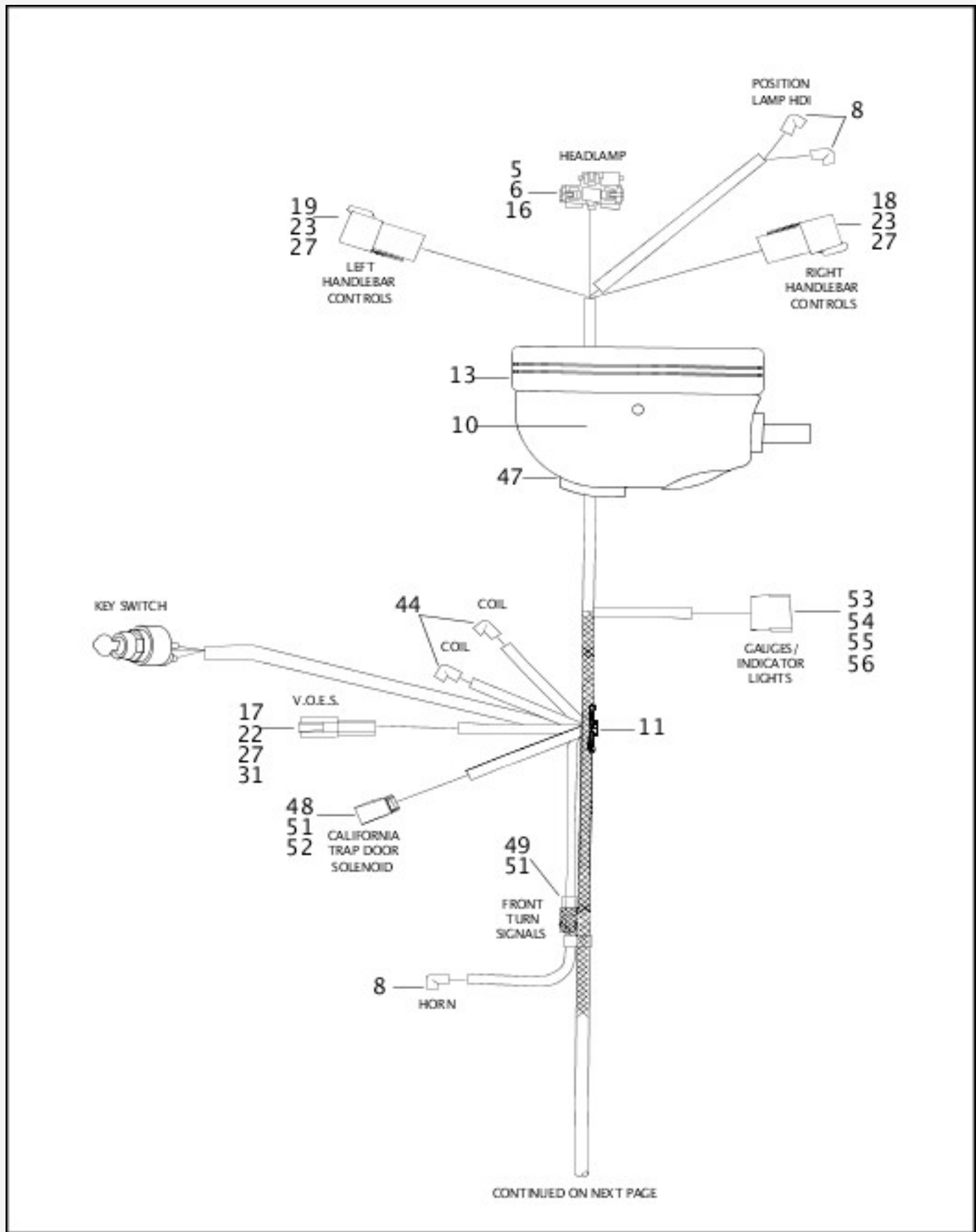
[View interactive image](#)

[View interactive table](#)

INDEX NO.	PART NO.	DESCRIPTION	MODEL(S)
1	3563	SCREW (2)	XL1200, XL1200C
2	3606	SCREW (3)	XL1200S, XL883, XL883C, XL883HUG, XL883R
3	3987	BOLT	XL1200S, XL883, XL883C, XL883HUG, XL883R
4	4716W	SCREW (2)	ALL
5	6701	WASHER (2)	ALL
6	6702	WASHER	XL1200S, XL883, XL883C, XL883HUG, XL883R
7	7041	LOCKWASHER	XL1200, XL1200C

8	7145W	LOCKWASHER	XL1200, XL1200C
9	7481	ACORN NUT	ALL
10	7495	NUT	XL1200, XL1200C
11	7531	LOCKNUT	XL1200, XL1200C
12	8098	NUT, well (3)	XL1200S, XL883, XL883C, XL883HUG, XL883R
13	8108	SPEEDNUT (2)	XL1200, XL1200C
14	10120	CLIP	XL1200S, XL883, XL883C, XL883HUG, XL883R
15	16228-86A	NUT PLATE	ALL
16	69012-93A	COVER, horn (chrome)	XL1200, XL1200C
17	69037-95A	COVER, enrichment cable	XL1200S, XL883, XL883C, XL883HUG, XL883R
18	69060-90F	HORN	XL1200, XL1200C
19	69062-91A	CLAMP, horn wire	XL1200, XL1200C
20	69120-91	HORN BRACKET	XL1200, XL1200C
21	69123-92A	RUBBER MOUNT	XL1200, XL1200C
22	69135-96A	HORN BRACKET	XL1200S, XL883, XL883C, XL883HUG, XL883R
23	70068-96	WIRE GROUND, horn	XL1200S, XL883, XL883C, XL883HUG, XL883R
24	70087-95	WIRE GROUND, horn	XL1200, XL1200C
25	69000014	HORN, complete, w/ bracket & 7495	XL1200S, XL883, XL883C, XL883HUG, XL883R

MAIN WIRING HARNESS (1 OF 2)



[View interactive image](#)

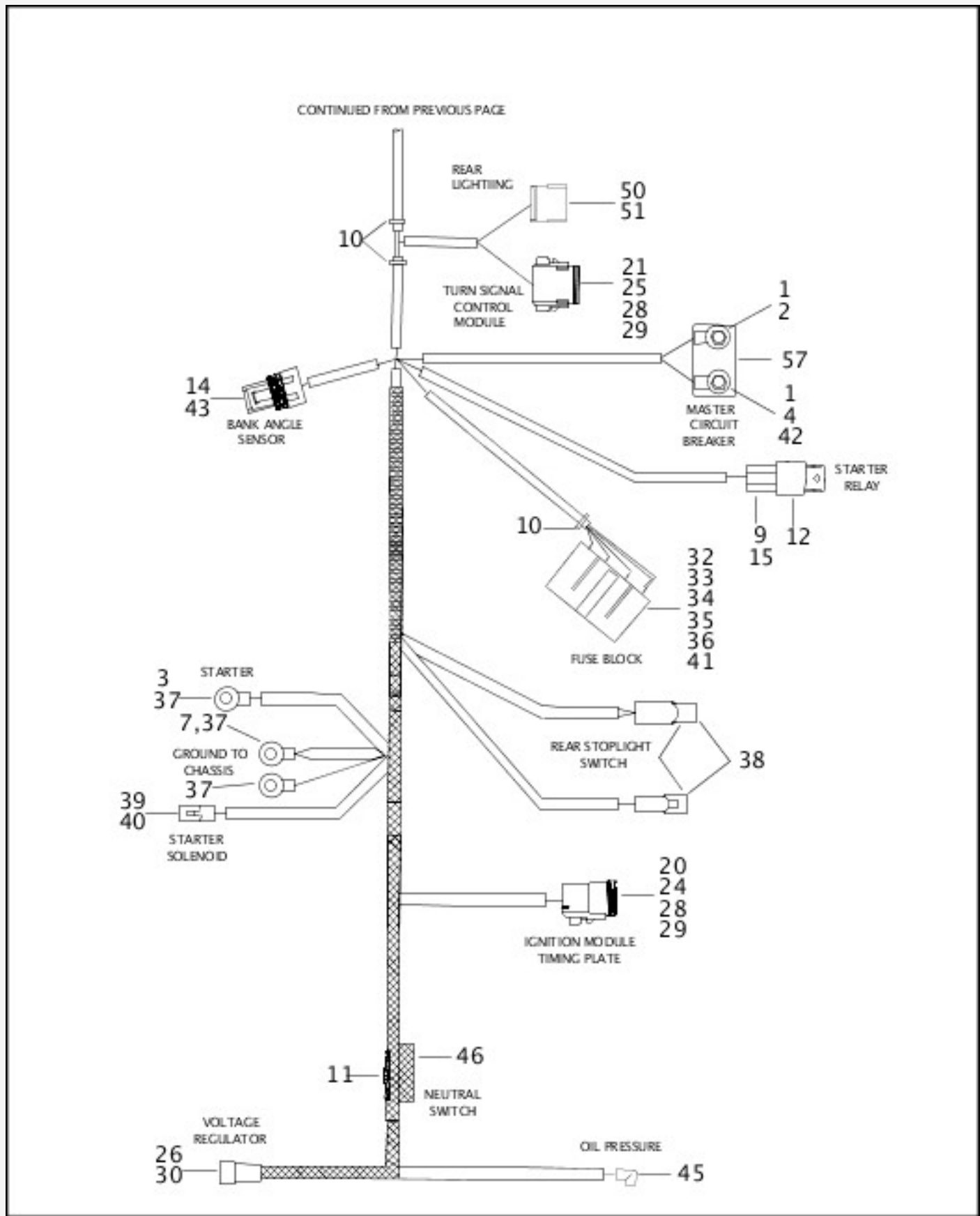
[View interactive table](#)

INDEX NO.	PART NO.	DESCRIPTION	MODEL(S)
	70135-99	MAIN WIRING HARNESS	XL1200, XL883, XL883HUG, XL883R
NOTE: Includes the following parts.			
1	7629	NUT (2)	XL1200, XL883, XL883HUG, XL883R

2	9840	TERMINAL, ring	XL1200, XL883, XL883HUG, XL883R
3	9842	TERMINAL, ring, 5/16 stud, 10-12 gauge	XL1200, XL883, XL883HUG, XL883R
4	9843	TERMINAL, ring, #10, 10-12 gauge	XL1200, XL883, XL883HUG, XL883R
5	9847	TERMINAL, right	XL1200, XL883, XL883HUG, XL883R
6	9848	TERMINAL, left (2)	XL1200, XL883, XL883HUG, XL883R
7	9869	TERMINAL, ring, 3/8, 12 gauge	XL1200, XL883, XL883HUG, XL883R
8	9898	TERMINAL, female, 1/4 (3)	XL1200, XL883, XL883HUG, XL883R
9	9937	TERMINAL, female spade type, 1/4 slot (4)	XL1200, XL883, XL883HUG, XL883R
10	10065	CABLE STRAP (4)	XL1200, XL883, XL883HUG, XL883R
11	10136	ANCHOR, T-stud (2)	XL1200, XL883, XL883HUG, XL883R
12	31504-91B	RELAY	XL1200, XL883, XL883HUG, XL883R
13	67719-63	MOUNTING RING (rubber)	XL1200, XL883, XL883HUG, XL883R
14	72033-93	SOCKET TERMINAL (3)	XL1200, XL883, XL883HUG, XL883R
15	72046-79	SOCKET HOUSING, 5-way	XL1200, XL883, XL883HUG, XL883R
16	72056-92	CONNECTOR, spade terminal (3-way)	XL1200, XL883, XL883HUG, XL883R
17	72102-94BK	RECEPTACLE, 2-way (black)	XL1200, XL883, XL883HUG, XL883R
18	72106-94BK	PIN HOUSING, 6-way (black)	XL1200, XL883, XL883HUG, XL883R
19	72106-94BK	PIN HOUSING, 6-way (black) (replaces gray connector)	XL1200, XL883, XL883HUG, XL883R
20	72116-94BK	SOCKET HOUSING, 6-way	XL1200, XL883, XL883HUG, XL883R
21	72138-94GY	SOCKET HOUSING, 8-way (gray)	XL1200, XL883, XL883HUG, XL883R

22	72142-94	SECONDARY LOCK, 2-way receptacle (3)	XL1200, XL883, XL883HUG, XL883R
23	72146-94	SECONDARY LOCK, 6-way pin (2)	XL1200, XL883, XL883HUG, XL883R
24	72156-94	SOCKET LOCK, 6-way	XL1200, XL883, XL883HUG, XL883R
25	72158-94	SECONDARY LOCK, 8-way	XL1200, XL883, XL883HUG, XL883R
26	72180-94	RECEPTACLE, 1-pin	XL1200, XL883, XL883HUG, XL883R
27	72190-94	TERMINAL, pin (14)	XL1200, XL883, XL883HUG, XL883R
28	72191-94	TERMINAL, socket (12)	XL1200, XL883, XL883HUG, XL883R
29	72195-94	SEAL PIN (2)	XL1200, XL883, XL883HUG, XL883R
30	72196-94	TERMINAL, pin	XL1200, XL883, XL883HUG, XL883R

MAIN WIRING HARNESS (2 OF 2)



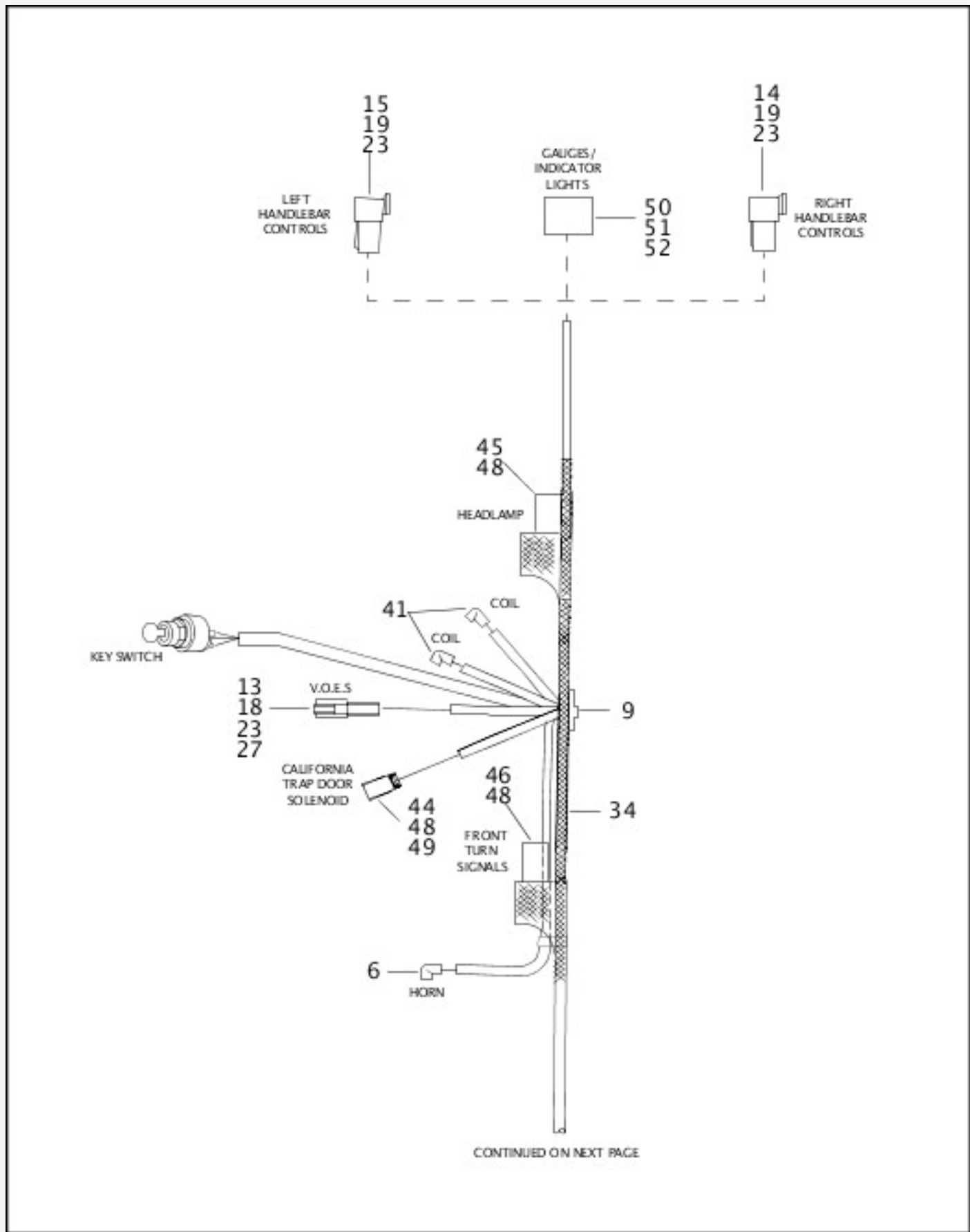
View interactive image

[View interactive table](#)

INDEX NO.	PART NO.	DESCRIPTION	MODEL(S)
	70135-99	MAIN WIRING HARNESS (continued)	XL1200, XL883, XL883HUG, XL883R
NOTE: Includes the following parts.			
31	72199-94	CONNECTOR ANCHOR	XL1200, XL883, XL883HUG, XL883R
32	72216-94	FUSE BLOCK	XL1200, XL883, XL883HUG, XL883R
33	72217-94	TERMINAL, auto fuse (18-20 gauge)	XL1200, XL883, XL883HUG, XL883R

34	72218-94	TERMINAL, auto fuse (14-16 gauge) (2)	XL1200, XL883, XL883HUG, XL883R
35	72219-94	TERMINAL, auto fuse (18 gauge)	XL1200, XL883, XL883HUG, XL883R
36	72220-94	TERMINAL, auto fuse (14-16 gauge) (4)	XL1200, XL883, XL883HUG, XL883R
37	72249-94	HEAT SHRINK TUBING, 0.3 X 1 inch (3)	XL1200, XL883, XL883HUG, XL883R
38	72290-94	TERMINAL, female (18 gauge) (2)	XL1200, XL883, XL883HUG, XL883R
39	72291-94	TERMINAL, female spade (14-16 gauge)	XL1200, XL883, XL883HUG, XL883R
40	72295-94	TERMINAL HOUSING, 1-way	XL1200, XL883, XL883HUG, XL883R
41	72347-94	FUSE, 15 amp (4)	XL1200, XL883, XL883HUG, XL883R
42	72366-95	HEAT SHRINK TUBING, yellow	XL1200, XL883, XL883HUG, XL883R
43	72399-98	CONNECTOR, 3-way	XL1200, XL883, XL883HUG, XL883R
44	72405-98BK	TERMINAL, push on right angle (2)	XL1200, XL883, XL883HUG, XL883R
45	72405-98GN	TERMINAL, push on #18 AWG	XL1200, XL883, XL883HUG, XL883R
46	72445-99TN	TERMINAL, female #18 AWG (tan)	XL1200, XL883, XL883HUG, XL883R
47	72507-94	GROMMET	XL1200, XL883, XL883HUG, XL883R
48	73103-96BK	CONNECTOR, 3-way (black)	XL1200, XL883, XL883HUG, XL883R
49	73106-96BK	CONNECTOR, 6-way (black)	XL1200, XL883, XL883HUG, XL883R
50	73108-96BK	PIN HOUSING, 8-way (black)	XL1200, XL883, XL883HUG, XL883R
51	73190-96	TERMINAL, pin (20-16 gauge) (17)	XL1200, XL883, XL883HUG, XL883R
52	73198-96	CONNECTOR ANCHOR (2)	XL1200, XL883, XL883HUG, XL883R
53	74109-98BK	PIN HOUSING, 12-way (black)	XL1200, XL883, XL883HUG, XL883R
54	74149-98	PIN LOCK, 12-way	XL1200, XL883, XL883HUG, XL883R
55	74190-98	PIN TERMINAL (11)	XL1200, XL883, XL883HUG, XL883R
56	74195-98	SEAL PIN	XL1200, XL883, XL883HUG, XL883R
57	74599-77B	CIRCUIT BREAKER, 30A	XL1200, XL883, XL883HUG, XL883R

MAIN WIRING HARNESS - 883/1200 CUSTOM (1 OF 2)



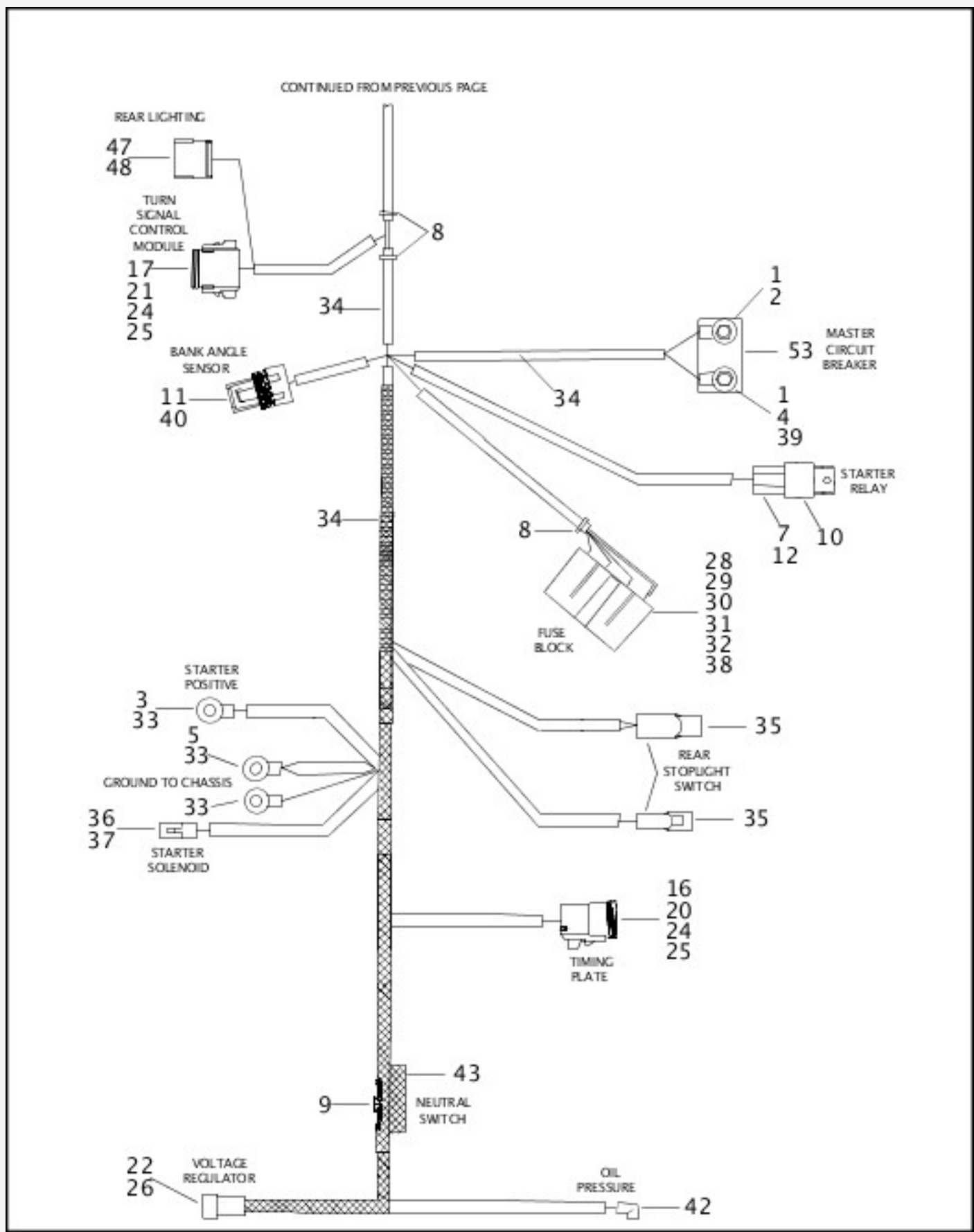
View interactive image

View interactive table

INDEX NO.	PART NO.	DESCRIPTION	MODEL(S)
	70153-99	MAIN WIRING HARNESS, 883/1200 CUSTOM	XL1200C, XL883C
NOTE: Includes the following parts.			
1	7629	NUT (2)	XL1200C, XL883C
2	9840	TERMINAL, ring	XL1200C, XL883C

3	9842	TERMINAL, ring, 5/16 stud (10-12 gauge)	XL1200C, XL883C
4	9843	TERMINAL, ring, #10 (10-12 gauge)	XL1200C, XL883C
5	9869	TERMINAL, ring, 3/8 (12 gauge)	XL1200C, XL883C
6	9898	TERMINAL, flag	XL1200C, XL883C
7	9937	TERMINAL, female spade type, 1/4 slot (4)	XL1200C, XL883C
8	10065	CABLE STRAP (3)	XL1200C, XL883C
9	10136	ANCHOR, T-stud (2)	XL1200C, XL883C
10	31504-91B	RELAY	XL1200C, XL883C
11	72033-93	SOCKET TERMINAL (3)	XL1200C, XL883C
12	72046-79	SOCKET HOUSING, 5-way	XL1200C, XL883C
13	72102-94BK	RECEPTACLE, 2-way (black)	XL1200C, XL883C
14	72106-94BK	PIN HOUSING, 6-way (black)	XL1200C, XL883C
15	72106-94BK	PIN HOUSING, 6-way (black) (replaces gray connector)	XL1200C, XL883C
16	72116-94BK	SOCKET HOUSING, 6-way	XL1200C, XL883C
17	72138-94GY	SOCKET HOUSING, 8-way	XL1200C, XL883C
18	72142-94	SECONDARY LOCK, 2-way receptacle	XL1200C, XL883C
19	72146-94	SECONDARY LOCK, 6-way (2)	XL1200C, XL883C
20	72156-94	SOCKET LOCK, 6-way	XL1200C, XL883C
21	72158-94	SECONDARY LOCK, 8-way	XL1200C, XL883C
22	72180-94	RECEPTACLE, 1 pin	XL1200C, XL883C
23	72190-94	PIN (14)	XL1200C, XL883C
24	72191-94	TERMINAL, socket (12)	XL1200C, XL883C
25	72195-94	SEAL PIN (3)	XL1200C, XL883C
26	72196-94	CONTACT PIN	XL1200C, XL883C
27	72199-94	CONNECTOR ANCHOR	XL1200C, XL883C

MAIN WIRING HARNESS - 883/1200 CUSTOM (2 OF 2)



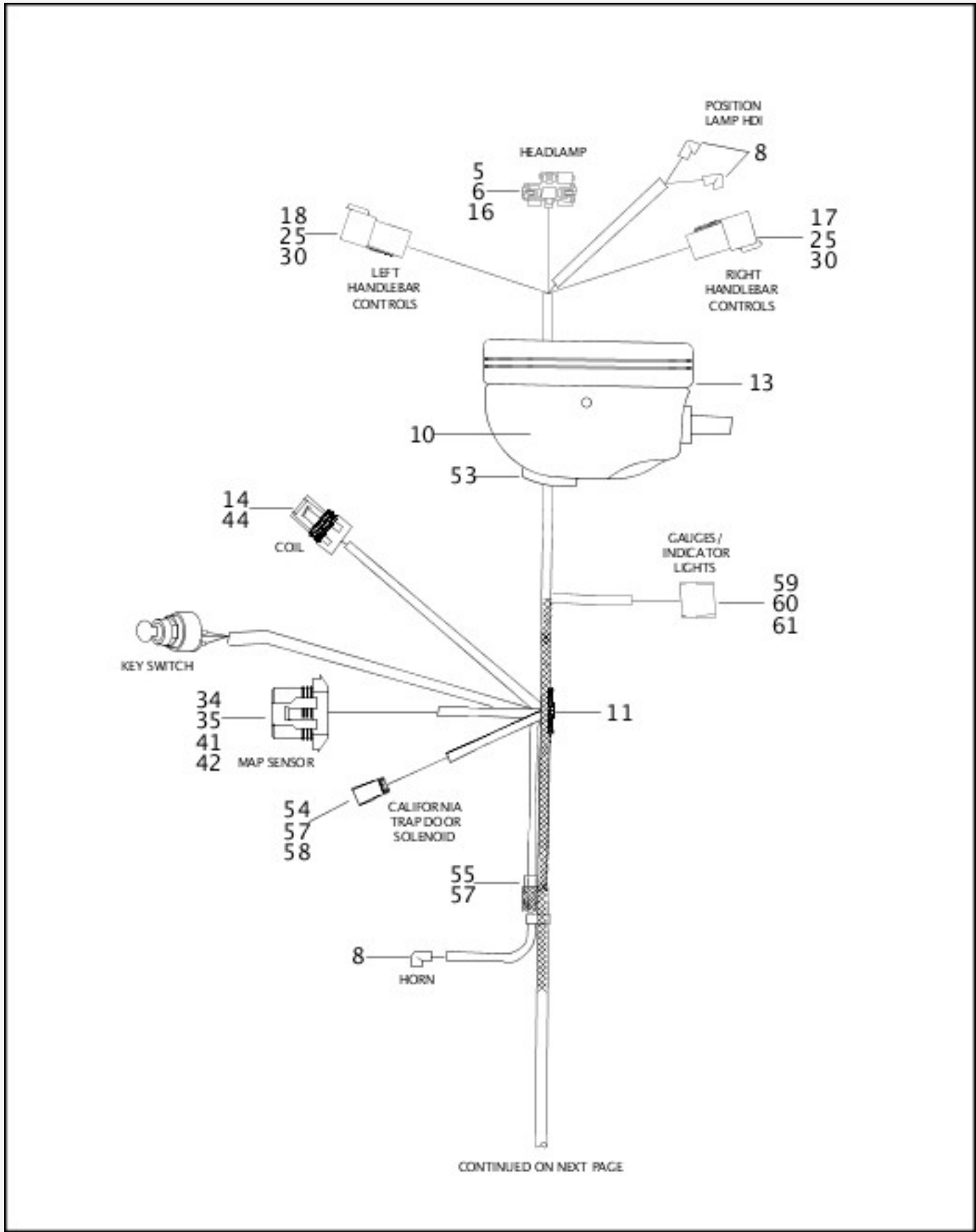
View interactive image

[View interactive table](#)

INDEX NO.	PART NO.	DESCRIPTION	MODEL(S)
	70153-99	MAIN WIRING HARNESS, 883/1200 CUSTOM (continued)	XL1200C, XL883C
NOTE: Includes the following parts.			
28	72216-94	FUSE BLOCK	XL1200C, XL883C
29	72217-94	TERMINAL, auto fuse (18-20 gauge)	XL1200C, XL883C

30	72218-94	TERMINAL, auto fuse (14-16 gauge) (2)	XL1200C, XL883C
31	72219-94	TERMINAL, auto fuse (18 gauge) (2)	XL1200C, XL883C
32	72220-94	TERMINAL, auto fuse (14-16 gauge) (4)	XL1200C, XL883C
33	72249-94	HEAT SHRINK TUBING, 0.3 X 1 inch (3)	XL1200C, XL883C
34	72266-94	HEAT SHRINK TUBING, 0.3 X 1 inch (5)	XL1200C, XL883C
35	72290-94	TERMINAL, insulated (2)	XL1200C, XL883C
36	72291-94	TERMINAL, female spade (14-16 gauge)	XL1200C, XL883C
37	72295-94	HOUSING, starter connector	XL1200C, XL883C
38	72347-94	FUSE, 15 amp. (4)	XL1200C, XL883C
39	72366-95	HEAT SHRINK TUBING, yellow	XL1200C, XL883C
40	72399-98	CONNECTOR, 3-way	XL1200C, XL883C
41	72405-98BK	TERMINAL, push on right angle (2)	XL1200C, XL883C
42	72405-98GN	TERMINAL, push on #18 AWG	XL1200C, XL883C
43	72445-99TN	TERMINAL, female #18 AWG (tan)	XL1200C, XL883C
44	73103-96BK	PIN HOUSING, 3-way (black)	XL1200C, XL883C
45	73104-96BK	TAB HOUSING, 4-way (black)	XL1200C, XL883C
46	73106-96BK	TAB HOUSING, 6-way (black)	XL1200C, XL883C
47	73108-96BK	PIN HOUSING, 8-way (black)	XL1200C, XL883C
48	73190-96	PIN, #16 (20 gauge) (21)	XL1200C, XL883C
49	73198-96	CONNECTOR ANCHOR	XL1200C, XL883C
50	74109-98BK	PIN HOUSING, 12-way (black)	XL1200C, XL883C
51	74149-98	PIN LOCK, 12-way	XL1200C, XL883C
52	74190-98	PIN TERMINAL (12)	XL1200C, XL883C
53	74599-77B	CIRCUIT BREAKER, 30A	XL1200C, XL883C

MAIN WIRING HARNESS - 1200 SPORT (1 OF 2)



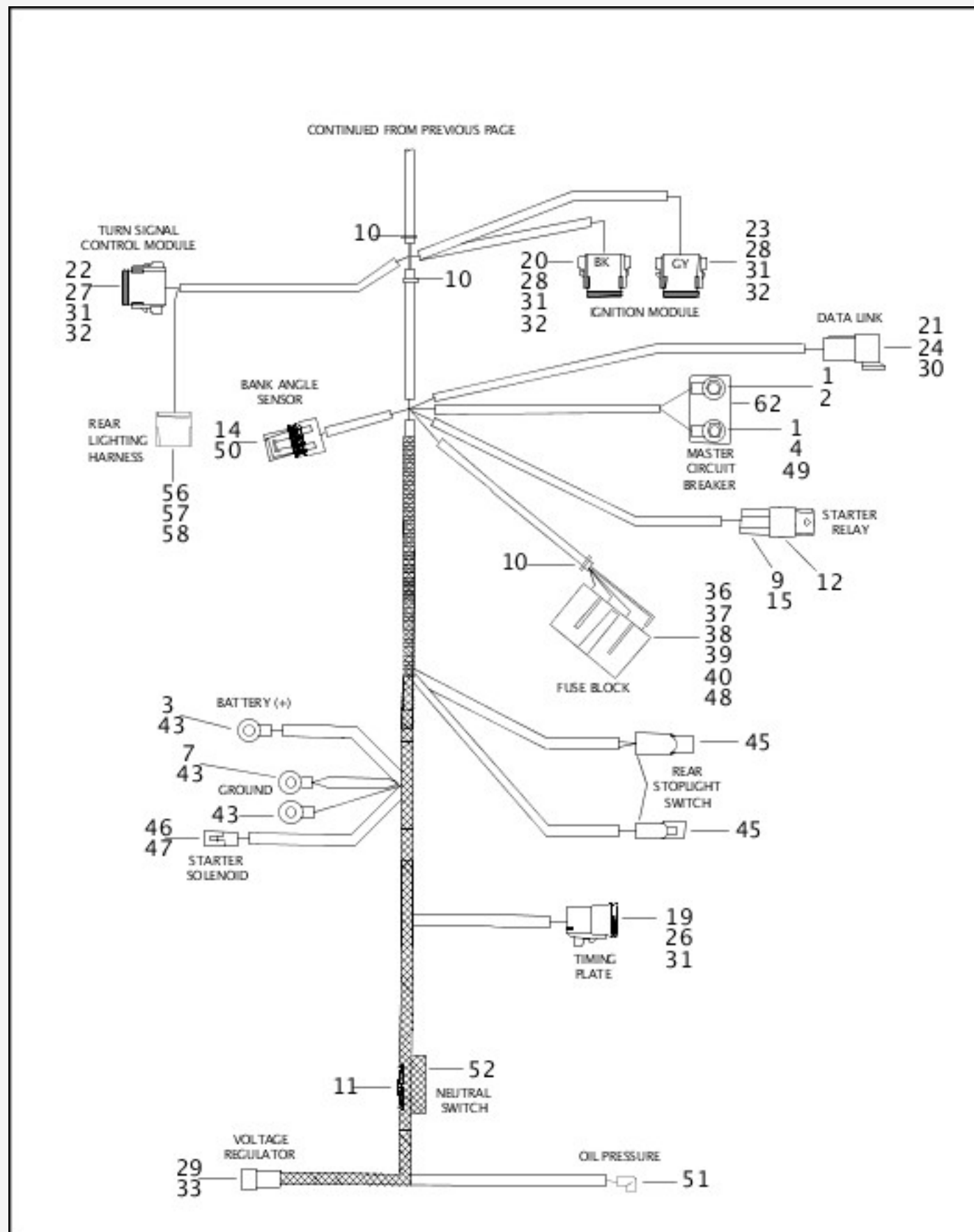
[View interactive image](#)

[View interactive table](#)

INDEX NO.	PART NO.	DESCRIPTION	MODEL(S)
	70139-99	MAIN WIRING HARNESS, 1200 SPORT	XL1200S
NOTE: Includes the following parts.			
1	7629	NUT (2)	XL1200S
2	9840	TERMINAL, ring	XL1200S

3	9842	TERMINAL, ring, 5/16 stud (10-12 gauge)	XL1200S
4	9843	TERMINAL, ring, #10 (10-12 gauge)	XL1200S
5	9847	TERMINAL, R.H.	XL1200S
6	9848	TERMINAL, L.H. (2)	XL1200S
7	9869	TERMINAL, ring, 3/8 (12 gauge)	XL1200S
8	9898	TERMINAL, flag (3)	XL1200S
9	9937	TERMINAL, female spade type, 1/4 slot (4)	XL1200S
10	10065	CABLE STRAP (4)	XL1200S
11	10136	ANCHOR, T-stud (2)	XL1200S
12	31504-91B	RELAY	XL1200S
13	67719-63	HEADLAMP MOUNTING RING	XL1200S
14	72033-93	SOCKET TERMINAL (6)	XL1200S
15	72046-79	SOCKET HOUSING, 5-way	XL1200S
16	72056-92	HOUSING, 3-way	XL1200S
17	72106-94BK	PIN HOUSING, 6-way (black)	XL1200S
18	72106-94BK	PIN HOUSING, 6-way (black) (replaces gray connector)	XL1200S
19	72113-94BK	SOCKET HOUSING, 3-way (black)	XL1200S
20	72119-94BK	SOCKET HOUSING, 12-way (black)	XL1200S
21	72124-94GY	SOCKET HOUSING, 4-way (gray)	XL1200S
22	72138-94GY	SOCKET HOUSING, 8-way (gray)	XL1200S
23	72139-94GY	SOCKET HOUSING, 12-way (gray)	XL1200S
24	72144-94	SECONDARY LOCK, 4-way	XL1200S
25	72146-94	SECONDARY LOCK, 6-way (2)	XL1200S
26	72153-94	SECONDARY LOCK, 3-way	XL1200S
27	72158-94	SECONDARY LOCK, 8-way	XL1200S
28	72159-94	SECONDARY LOCK, 12-way (2)	XL1200S
29	72180-94	RECEPTACLE, 1 pin	XL1200S
30	72190-94	PIN (16)	XL1200S
31	72191-94	TERMINAL, socket (25)	XL1200S

MAIN WIRING HARNESS - 1200 SPORT (2 OF 2)



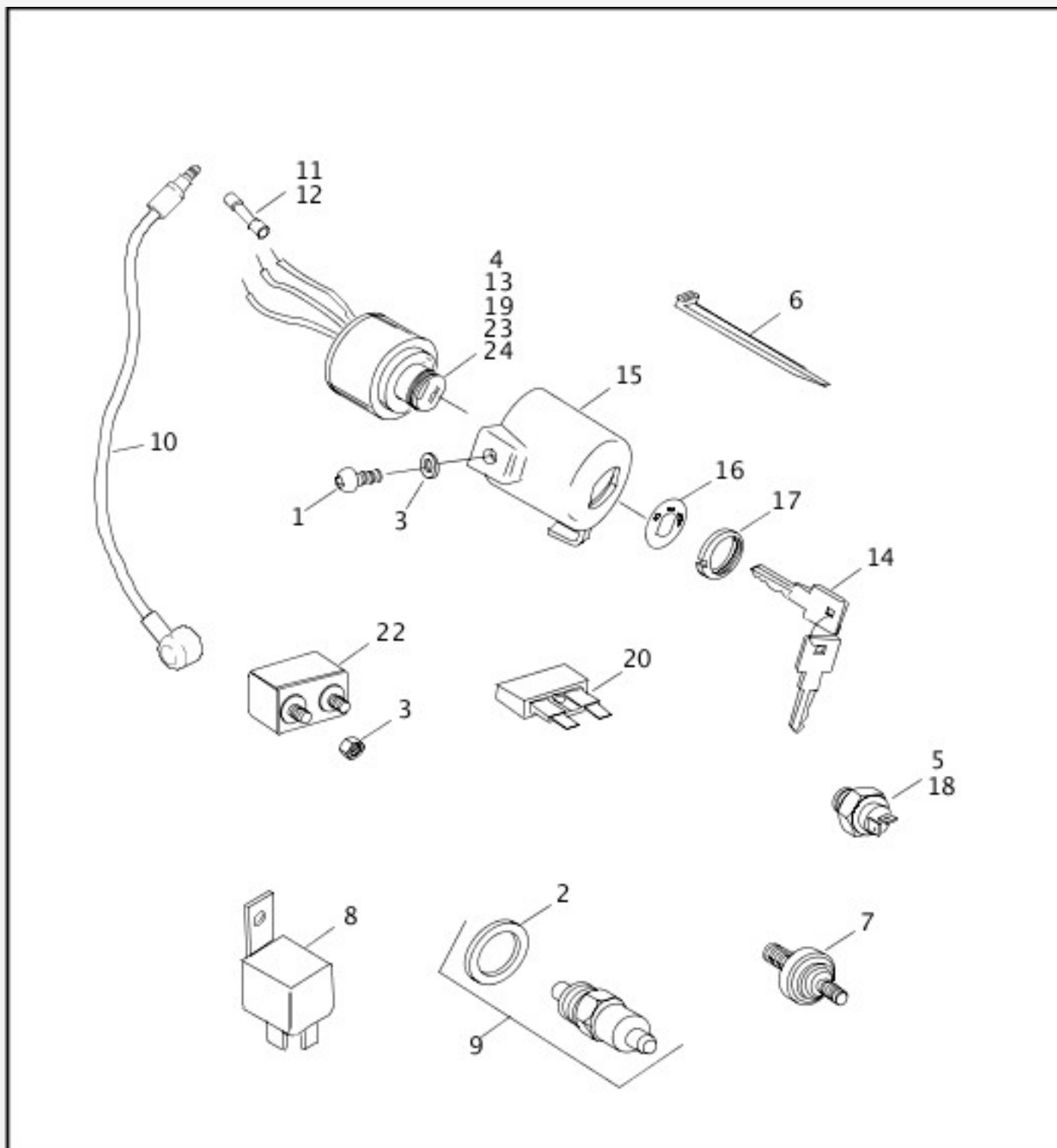
[View interactive image](#)

[View interactive table](#)

INDEX NO.	PART NO.	DESCRIPTION	MODEL(S)
	70139-99	MAIN WIRING HARNESS, 1200 SPORT (continued)	XL1200S
NOTE: Includes the following parts.			
32	72195-94	SEAL PIN (11)	XL1200S

33	72196-94	CONTACT PIN	XL1200S
34	72213-94	TERMINAL, socket (3)	XL1200S
35	72214-94	CABLE SEAL (3)	XL1200S
36	72216-94	FUSE BLOCK	XL1200S
37	72217-94	TERMINAL, auto fuse (18-20 gauge)	XL1200S
38	72218-94	TERMINAL, auto fuse (14-16 gauge) (2)	XL1200S
39	72219-94	TERMINAL, auto fuse (18 gauge)	XL1200S
40	72220-94	TERMINAL, auto fuse (14-16 gauge) (4)	XL1200S
41	72230-98	HOUSING SOCKET, 3-way	XL1200S
42	72231-98	SECONDARY LOCK, 3-way	XL1200S
43	72249-94	HEAT SHRINK TUBING, 0.3 X 1 inch (3)	XL1200S
44	72280-95	CONNECTOR, 3-way	XL1200S
45	72290-94	TERMINAL, insulated (2)	XL1200S
46	72291-94	TERMINAL, female spade (14-16 gauge)	XL1200S
47	72295-94	HOUSING, starter connector	XL1200S
48	72347-94	FUSE, 15 amp (4)	XL1200S
49	72366-95	HEAT SHRINK TUBING, yellow	XL1200S
50	72399-98	CONNECTOR, 3-way	XL1200S
51	72405-98GN	TERMINAL, push on #18 AWG	XL1200S
52	72445-99TN	TERMINAL, female #18 AWG (tan)	XL1200S
53	72507-94	GROMMET	XL1200S
54	73103-96BK	PIN HOUSING, 3-way (black)	XL1200S
55	73106-96BK	TAB HOUSING, 6-way (black)	XL1200S
56	73108-96BK	PIN HOUSING, 8-way (black)	XL1200S
57	73190-96	PIN, #16 (20 gauge) (17)	XL1200S
58	73198-96	CONNECTOR ANCHOR (2)	XL1200S
59	74109-98BK	PIN HOUSING, 12-way (black)	XL1200S
60	74149-98	PIN LOCK, 12-way	XL1200S
61	74190-98	PIN TERMINAL (12)	XL1200S
62	74599-77B	CIRCUIT BREAKER, 30A	XL1200S

SWITCHES AND CIRCUIT BREAKERS



[View interactive image](#)

[View interactive table](#)

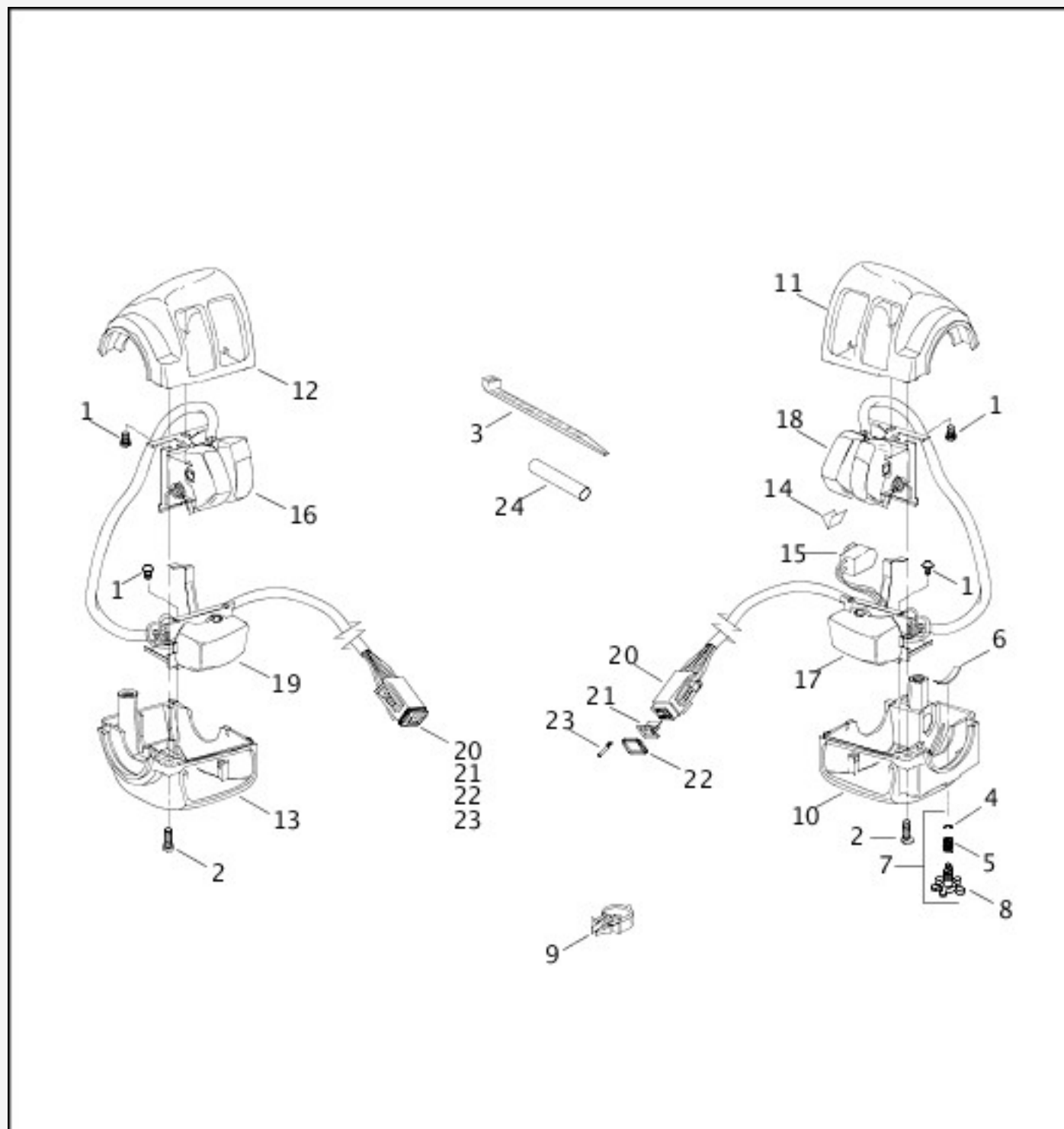
INDEX NO.	PART NO.	DESCRIPTION	MODEL(S)
1	2528	SCREW	ALL
2	6288	WASHER	ALL
3	7220	LOCKWASHER	ALL
4	9862	TERMINAL RING (3)	ALL

5	9907	TERMINAL (2)	ALL
6	10039	CABLE STRAP	ALL
7	26554-77B	SWITCH, oil pressure indicator	ALL
8	31504-91B	STARTER RELAY	ALL
9	33900-99	SWITCH, neutral indicator, w/ washer	ALL
10	70227-99	JUMPER WIRE ASSEMBLY, neutral switch	ALL
11	70586-93	CONNECTOR, butt splice, blue (3)	ALL
12	70587-93	CONNECTOR, butt splice, yellow (2)	ALL
13	71441-94	LOCKSET ASSEMBLY, ignition, w/ key	ALL
14	71451-94A	KEY SET, ignition switch (specify key code)	ALL
15	71510-95	COVER, ignition switch	ALL
16	71550-94	LABEL, ignition switch	ALL
17	71552-94	FACE NUT, ignition switch	ALL
18	72023-51E	SWITCH, stop lamp, w/ 9907	ALL
19	72268-94	SHRINK TUBE	ALL
20	72347-94	FUSE, 15 amp (6)	ALL
21	72373-97	FUSE PULLER (not illustrated)	ALL
22	74599-77B	CIRCUIT BREAKER, 30 amp	ALL

INTERNATIONAL MODELS ONLY

23	48154-05A	LOCKSET ASSEMBLY, w/ 10039, 70586-93, 70587-93, 72268-94 & ignition switch (specify key code) (HDI)	ALL
24	43595-99	SPRING, forklock (HDI)	ALL

HANDLEBAR SWITCHES



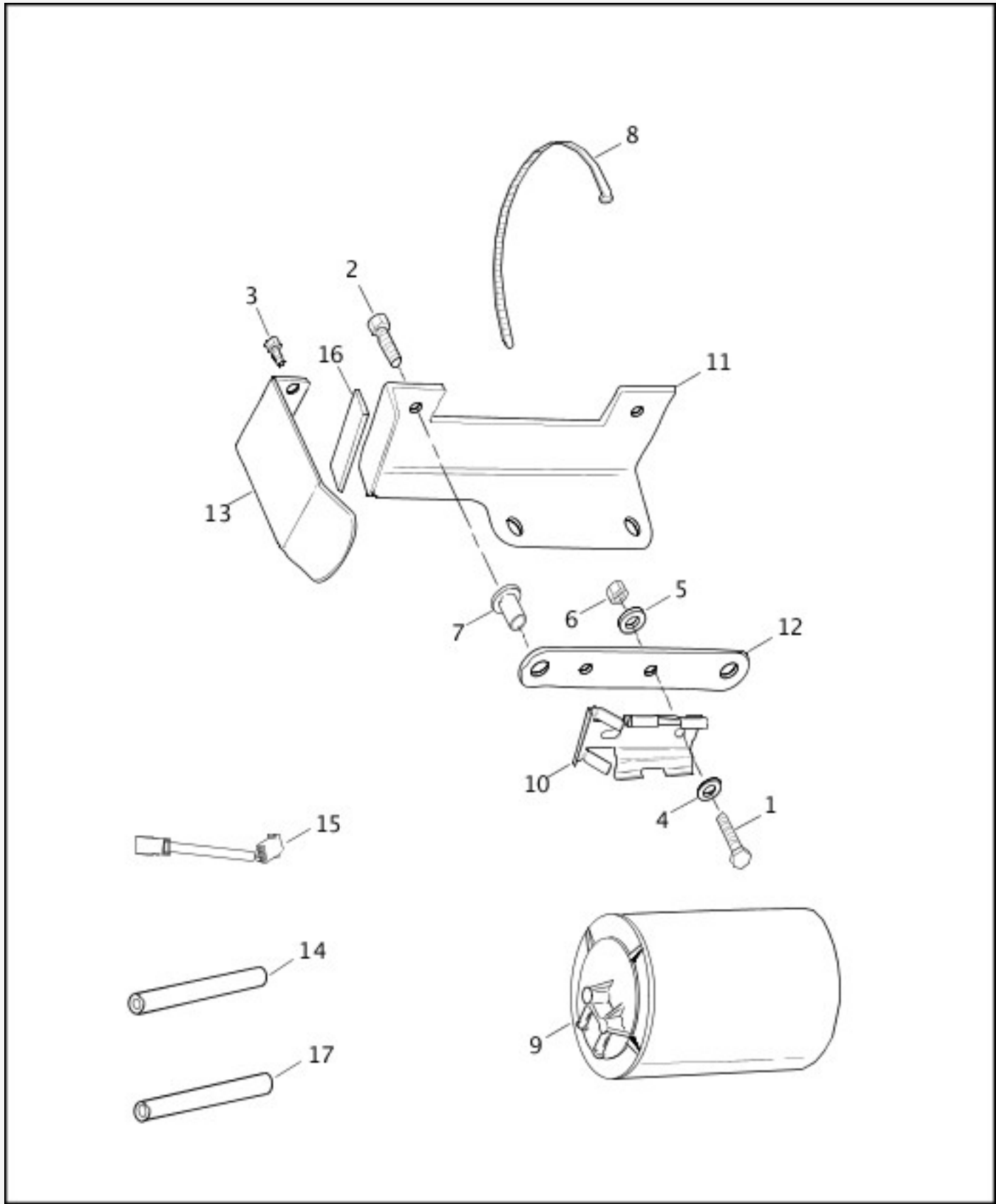
[View interactive image](#)

[View interactive table](#)

INDEX NO.	PART NO.	DESCRIPTION	MODEL(S)
1	2955	SCREW (4)	ALL
2	3658	SCREW (4)	ALL
3	10181	CABLE STRAP (as required)	ALL
4	11155	RETAINING RING	ALL
5	56394-74	SPRING, throttle adjusting screw	ALL
6	56396-	PAD, throttle adjusting	ALL

	74A		
7	56397-74C	KIT, throttle adjusting screw, w/ 11155, 56394-74 & 56402-83A	ALL
8	56402-83A	ADJUSTING SCREW	ALL
9	70345-84	RETAINER, wiring harness (4)	XL1200, XL1200S, XL883, XL883HUG, XL883R
10	71563-96	HOUSING, lower right	ALL
11	71564-96	HOUSING, upper right	ALL
12	71567-96	HOUSING, upper left	ALL
13	71568-96A	HOUSING, lower left	ALL
14	71587-04	V-CLIP	ALL
15	71621-08	STOP LAMP SWITCH KIT, front, w/ 10181 & 72266-94	ALL
16	71682-06A	SWITCH KIT, dimmer & horn, w/ 10181 & 72266-94	ALL
17	71683-06A	SWITCH KIT, right turn signal, w/ 10181 & 72266-94	ALL
18	71684-06A	SWITCH KIT, engine stop/start, w/ 10181 & 72266-94	ALL
19	71685-06A	SWITCH KIT, left turn signal, w/ 10181 & 72266-94	ALL
20	72116-94BK	PLUG, 6-way, right (black) (2)	ALL
21	72156-94	SECONDARY LOCK, 6-way (2)	ALL
22	72176-94	SEAL, front (6-way plug) (2)	ALL
23	72191-94	TERMINAL, socket (as required)	ALL
24	72266-94	SHRINK TUBE	ALL

CALIFORNIA EVAPORATIVE EMISSIONS KIT



[View interactive image](#)

[View interactive table](#)

INDEX NO.	PART NO.	DESCRIPTION	MODEL(S)
1	3767B	BOLT, mounting bracket (2)	ALL
2	3802W	BOLT, bracket to plate (2)	ALL
3	4240	SCREW (2)	ALL
4	6099	WASHER (2)	XL1200C, XL1200S, XL883, XL883C, XL883HUG, XL883R

4	6099	WASHER (4)	XL1200
5	6703	WASHER (2)	ALL
6	7686	LOCKNUT (2)	ALL
7	8099	WELL NUT (2)	ALL
8	10006	CABLE STRAP (2)	ALL
9	27042-84A	CANISTER	ALL
10	27047-84B	BRACKET, canister mounting	ALL
11	28857-90	BRACKET, canister	ALL
12	28859-90	PLATE, canister mounting	ALL
13	28860-89	GUARD, evaporative canister	ALL
14	28875-95	HOSE, canister to a/c backplate	ALL
15	32440-97	WIRING HARNESS, solenoid	ALL
16	67133-98	PAD (vinyl foam)	ALL

NOTE: Hose or insulator is sold in bulk length under the following part numbers. Cut to length.

17	27138-90	HOSE, 3/16 inch I.D. (black) (10 feet)	ALL
----	----------	--	-----

Note: These parts are for 2002 and later XLH model motorcycles sold for use in the state of California.

Hardware List

[View interactive table](#)

PART NO.	DESCRIPTION
1028	SCREW 5/16-18 X 2-1/2 SEMS socket head, with lockpatch
1039	SCREW 5/16-18 X 2-1/2 hex flange head (Grade 8)
1392	SCREW 1/4-20 X 3/4 oval head (stainless)
1601	SCREW No. 8-32 X 1/2 Pozidriv flat countersink head (Grade 2)
2325	SCREW No. 6 X 3/4 cross recess pan head, self-tapping
2361	SCREW No. 8-32 X 3/8 socket countersink head, with lockpatch
2362	SCREW No. 10 X 3/4 hex head, self-tapping
2405A	SCREW 5/16-18 X 3/4 Phillips oval head (chrome)
2501A	SCREW No. 8-32 X 3/8 hex head, self-tapping
2528	SCREW No. 10-24 X 1/2 socket button head
2548	SCREW No.8-32 X 3/4 socket head, with lockpatch

2551W	BOLT 1/4-20 X 1 hex head (Grade 5)
2566	SCREW No. 8-32 X 7/8 self-tapping
2579A	SCREW No. 8-32 X 5/16 Pozidriv oval head
2607	SCREW 1/4-20 X 3/4 Pozidriv pan head (Grade 2)
2611C	BOLT No. 10-32 X 3/4 hex head, with washer (Grade 5)
2708A	SCREW 5/16-18 X 1 socket head
2711	SCREW No. 4-40 X 3/8 pan head, self-tapping
2731W	SCREW No. 10 X 3/8 Phillips truss head, self-tapping
2737	SCREW No. 4-40 X 1/4 Pozidriv pan head (Grade 2)
2773	SCREW 1/4-20 X 1/2 Pozidriv pan head (Grade 2)
2925A	SCREW 7/16-20 X 1 socket head (Grade 8)
2952A	SCREW 1/4-20 X 1/2 SEMS truss head
2955	SCREW No. 6-32 X 1/4 Phillips pan head, with lockwasher
3022A	SCREW 1/4-20 X 5/8 socket fillister head, with lockpatch
3029	SCREW No. 10-24 X 1 TORX head, with adhesive
31689-90	BOLT M4 X 0.7 X 12 hex head
3201WA	SCREW 5/16-18 X 1-1/4 knurled head
3206B	SCREW No. 8-32 X 1-7/8
3210A	SCREW 5/16-18 X 1-1/4 knurled head
3221	SCREW No. 4-16 X 3/16 (Grade 8)
3275	SCREW 5/16-18 X 3/4 socket head (Grade 8)
3350	BOLT M5 X 0.87 X 115mm hex flange head
3403	LOCKNUT M8-1.25 X 12mm flange (zinc)
34075-89	WASHER 3/64 X 11/16 X 1/16
3480A	SCREW 1/4-20 X 1-3/4 knurled head (Grade 8)
3498	SCREW 1/2-13 X 3 hex head, with lockpatch (Grade 5)
35078-79	NUT 3/4-16 X .391 X 1
3514	SCREW No. 8-32 X 1 fillister head (Grade 5)
35211-91B	NUT 1-1/2-24 X .350 X 1-7/8 hex head
3534B	SCREW 1/2-13 X 2-1/2 socket head (Grade 8)

3546	BOLT 5/16-18 X 5/8 hex flange head, with lockpatch
3549A	SCREW 1/2-20 X 1-1/2 knurled head
3563	SCREW 1/4-20 X 3/8 hex flange head (Grade 5)
3579A	SCREW 1/4-28 X 1/4 SEMS hex head, self-tapping (Grade 2)
3594	SCREW 1/4-20 X 5/8 knurled head (Grade 8)
3606	SCREW No. 10-24 X 7/8 hex head
3610	SCREW 5/16-18 X 3-3/4 hex flange head (Grade 5)
3652	SCREW 1/4-20 X 3/8 button head (Grade 8)
3655A	SCREW 5/16-18 X 7/8 TORX pan head, with lockpatch (Grade 8)
3658	SCREW No. 10-24 X 1/2 TORX head (Grade 5)
3675	SCREW 5/16-18 X 1 TORX head, with lockpatch (Grade 8)
3689	BOLT 1/4-20 X 5/8 (Grade 2)
3696	SCREW 5/16 X 3/4 TORX pan head (Grade 5)
3767B	BOLT 1/4-20 X 5/8 hex head (Grade 5)
3802W	BOLT 1/4-20 X 7/8 hex head (Grade 5)
3849	SCREW 1/4-20 X 1-1/4 SEMS hex head (Grade 8)
3899	SCREW 7/16-14 X 1-3/4 hex head, with lockpatch
3930A	SCREW 5/16-18 X 3/4 hex head, with washer, self-tapping
3958	BOLT 1/2-20 X 2-1/4 hex head (Grade 5)
3987	BOLT 5/16-18 X 3/4 hex head (Grade 5)
3993	BOLT 1/4-20 X 1-1/4 hex head (Grade 5)
4017	BOLT 5/16-18 X 1 hex head (Grade 5)
4029A	SCREW 3/8-16 X 2-1/4 socket head (black)
4091	SCREW No. 10-24 X 1/2 hex head, with washer, self-tapping (zinc)
41191-74A	SCREW 1/2-20 X 5/8 hex socket flat head, with lockpatch
4132	SCREW 1/4-20 X 1-1/8 TORX button head (Grade 5) (black)
4134	SCREW No. 10-24 X 3/8 TORX pan head
4240	SCREW No. 10-24 X 3/16 hex head, with washer
4312C	SCREW M6 X 1.0 X 14mm, SEMS flange head (stainless)
4326A	SCREW 5/16-18 X 2 socket head
4329	SCREW 1/4-20 X 3/4 hex head with washer, self-tapping

4337W	SCREW 3/8-24 X 1-1/4 hex head (Grade 5)
4350A	SCREW 3/8-16 X 1-1/2 socket head
4351	SCREW 3/8-16 X 1-1/2 TORX head, self-tapping (Grade 8)
4352	SCREW 3/8-16 X 1-1/2 TORX, self-tapping (Grade 8)
43567-92	SCREW 3/8-16 X 1 TORX pan head, with lockpatch
4377	SCREW 3/8-16 X 2.0 hex head, with washer, self-tapping
4413	SCREW 3/8-24 X 5-1/2 hex head (Grade 5)
4420	SCREW 3/8-16 X 2.75 hex head (Grade 5)
4435W	BOLT 3/8-24 X 3-1/2 hex head (Grade 5)
4453	BOLT 1/4-20 X 7/8 hex head SPECIAL WITH TAPPED HOLE
4460	BOLT 5/8-18 X 1 hex head (Grade 5)
45405-75A	SCREW M8 X 1.25 x 27 hex socket head
4716W	SCREW 3/8-16 X 1-1/4 hex head (Grade 5)
4717A	SCREW 1/4-20 X 2-1/4 knurled head, with lockpatch
4718A	SCREW 1/4-20 X 1-1/2 knurled head, with lockpatch
4721	BOLT 3/8-16 X 1-1/2 hex head (Grade 5)
4740A	SCREW 1/4-20 X 1-1/4 knurled head, with lockpatch (Grade 8)
4741A	SCREW 1/4-20 X 1 socket head, with lockpatch
4743	BOLT 1/2-20 X 2-3/8 hex head (Grade 5)
4748	SCREW 3/8-16 X 1-1/8 socket head (Grade 8)
4751	SCREW 1/4-20 X 3/4 hex head, with lockpatch (Grade 8) (zinc)
4758A	SCREW 5/16-18 X 3.48 socket head (Grade 8)
4765	SCREW 1/4-20 X 2-5/8 SEMS socket head, with lockpatch (Grade 8) (zinc)
4767	SCREW 5/16-18 X 1-1/4 button head (stainless)
4816A	SCREW 5/16-18 X 1-1/2 socket head
4820A	SCREW 1/4-20 X 2 socket head
4826	SCREW 1/4-20 X 2-1/2 socket head, with washer
5403B	BOLT 1/4-20 X 3/8 carriage
54321-85	NUT No. 8-32 X 1/2 X 1/8 (brass)
5756	WASHER 21/32 X 1-5/16 X 5/8

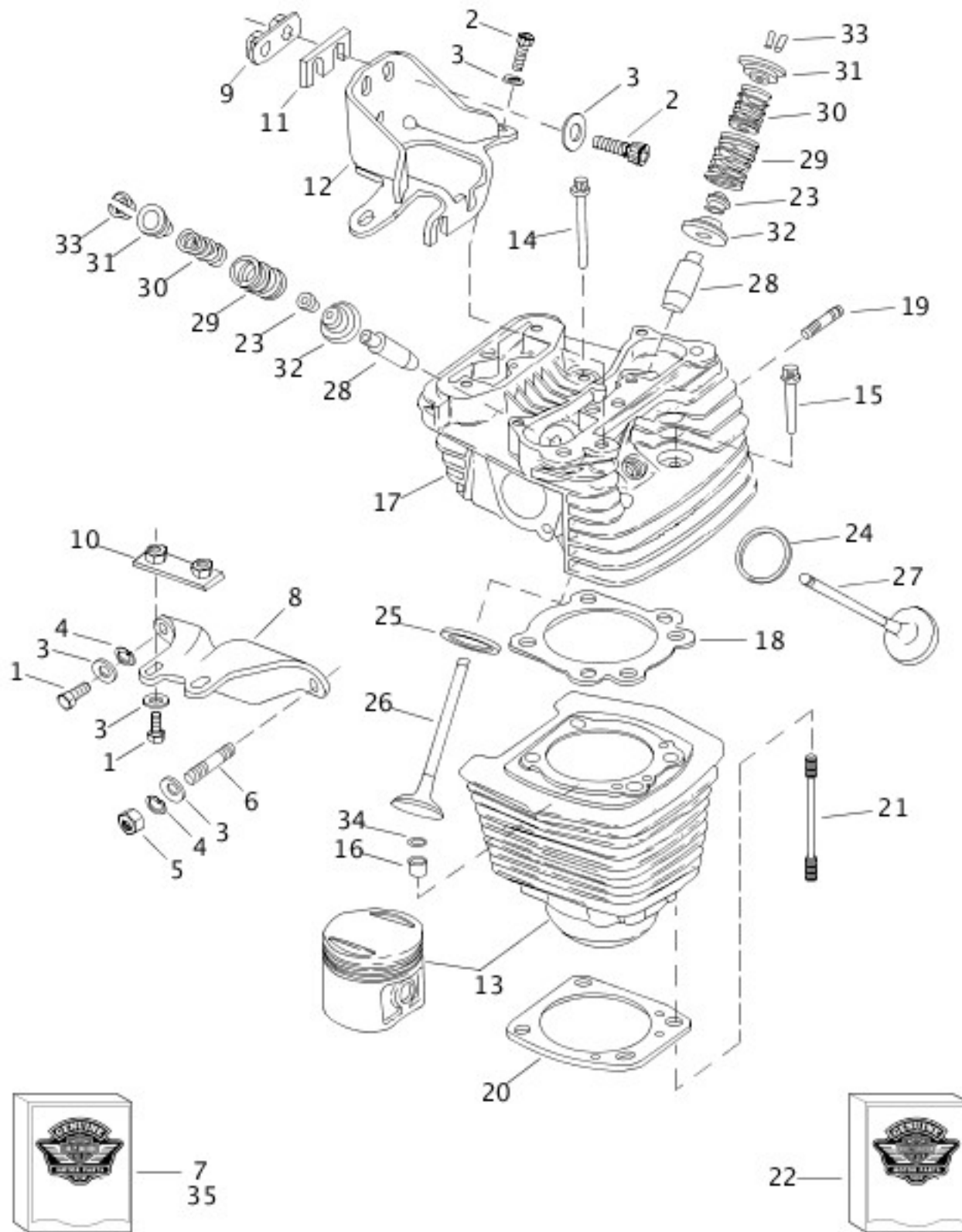
6003	WASHER 1-3/16 X 1-3/8 X 11/16
6012	WASHER 1/2 X 1-3/16 X 1/16
6019	WASHER 3/8 X 29/32 X 1/16
6026	WASHER 3/8 X 7/8 X 7/64
6036	WASHER 17/64 X 1 X 1/16
6099	WASHER 1/4 X 7/16 X 1/16
6101	WASHER 17/64 X 27/64 X 1/16
6152	SPACER 13/32 X 1.0 X 5/16
6157	WASHER 27/64 X 5/8 X 1/64 heat treated
6192	WASHER No. 8 X 7/16 X 3/64
6220W	WASHER 1/4 X 7/16 X 1/32
6288	WASHER 17/32 X 25/32 X 1/32
6314W	WASHER 21/64 X 9/16 X 1/8 (zinc)
6333	WASHER 5/16 X 7/8 X 5/64
6366	WASHER 1/2 X 1-1/4 X 3/32
6410	WASHER 1/4 X 9/16 X 1/16 nylon
6516HW	WASHER 7/16 X 1-1/8 X 1/8
6590HW	WASHER 1/2 X 1-1/8 X 3/32
6655	WASHER 5/8 X 1-1/2 X 7/64
6701	WASHER 3/8 X 13/16 X 1/16
6702	WASHER 5/16 X 11/16 X 1/16
6703	WASHER 1/4 X 5/8 X 1/16
6716	WASHER No. 10 X 1/2 X 3/64
6718	WASHER 1/2 X 1-1/16 X 3/32
6736	WASHER 9/32 X 5/8 X 1/16
6738	WASHER 17/32 X 7/8 X 7/64
6798	WASHER 5/16 X 1/2 X 1/32
68026-99	SCREW No. 8-32 X 1 Phillips pan head (stainless)
7019	WASHER 1/2 X 3/4 X 1/4 rubber
7036	WASHER 1/4 X 31/64 X 1/16

7038	LOCKWASHER 3/8
7041	LOCKWASHER 5/16
7042	LOCKWASHER 5/16 high collar
7045	LOCKWASHER 3/8 high collar
7068	LOCKWASHER 1/2
7124	LOCKWASHER 1/4 internal tooth
7127	LOCKWASHER 5/16 internal tooth
7129	LOCKWASHER 1/2 internal tooth
7145W	LOCKWASHER 3/8 external tooth
7220	LOCKWASHER No. 10 external tooth
7481	ACORN NUT 5/16-18 X 5/8 X 1/2
7495	NUT M6 flange
7531	LOCKNUT 5/16-18 X 9/32 X 1/2 flange
7593	NUT 5/16-24 flange
7624	LOCKNUT No. 10-24 X 1/4 X 3/8
7629	NUT No. 10-32 X 3/8 keps
7667	NUT 3/8-16 X 9/32 X 9/16 nylon insert
7683	LOCKNUT 1/4-28 X 5/16 X 7/16
7686	LOCKNUT 1/4-20 X 5/16 X 7/16
7688	NUT 1/4-20 X 7/32 X 7/16 (Grade 2)
7736	ACORN NUT 5/16-24 X 19/32 X 1/2 (Grade 2) (chrome)
7739	LOCKNUT 5/16-18 X 11/32 X 1/2
7744	JAMNUT 5/16-24 X 3/16 X 1/2 (Grade 2)
7775	LOCKNUT 3/8-24 X 7/16 X 9/16
7778	LOCKNUT 3/8-16 X 7/16 X 9/16
7780	LOCKNUT 3/8-24 X 13/32 X 11/16 flange
7783	NUT 3/8-16 X 5/16 X 9/16 (Grade 2)
7789	LOCKNUT 3/8-24
7792	NUT 1/4-20 X 1/4 (Grade 2)
7804	LOCKNUT 1/2-13 X 15/32 X 7/8 self-sealing
7824	LOCKNUT 1/2-20 X 1/4 (Grade 2)

7839	NUT 3/4-16 X 21/32 flange (Grade 2)
7844	LOCKNUT 1/2-13 X 5/16 X 3/4
7861	NUT 3/8-24
7880	NUT 1/2-13 X 7/16 X 3/4 (Grade 2)
7916A	JAMNUT 5/8-18
7956	NUT 1/2-20 X 1/2 X 3/4
7987	NUT 5/8-18 X 15/16 slotted (Grade 8)
8108	SPEEDNUT 1/4-20
8144	NUT CLIP 5/16-18
853A	SCREW 5/16-18 X 2-1/4 knurled head
855B	SCREW 3/8-16 X 2 knurled head
869	SCREW 1/4-20 X 1-1/4 socket button head (Grade 8)
879A	SCREW 5/16-18 X 3-1/2 knurled head (Grade 8)
882	SCREW 1/4-20 X 7/8 knurled head, with washer (Grade 8)
90770-79	SCREW No. 8-32 X 3/8 Pozidriv head, self-tapping
923	SCREW 1/4-20 X 3/4 socket pan head
929A	SCREW M4 X 0.7 X 11.8 flange head
943	SCREW 1/4-20 X 5/8 socket button head
946	SCREW 1/4-20 X 2-1/4 socket button head, with lockpatch (Grade 8)

New Parts List

CYLINDER, HEAD AND VALVES - V²™ EVOLUTION (1 OF 2)

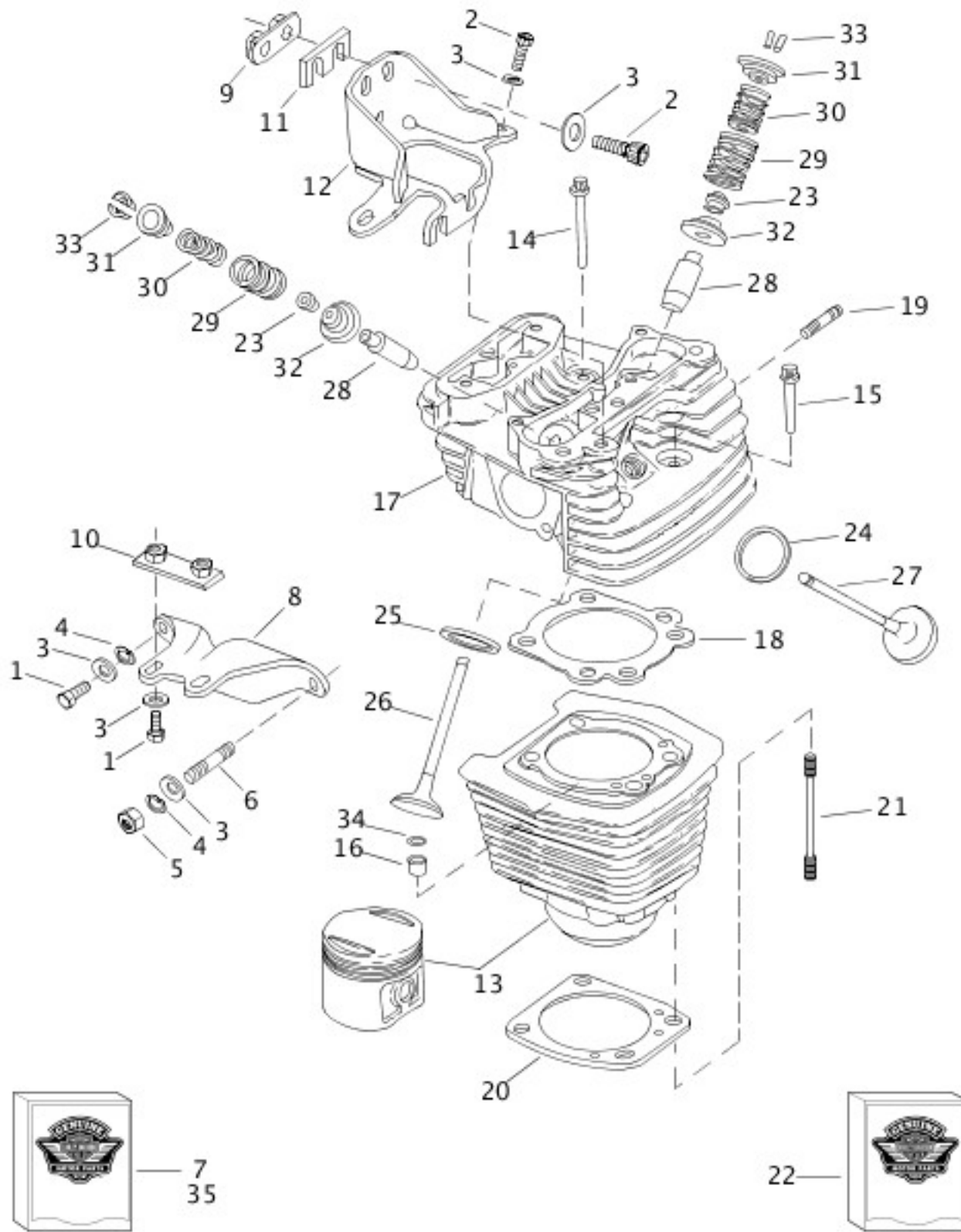


[View interactive table](#)

INDEX NO.	PART NO.	DESCRIPTION	MODEL(S)
7	16051-02	ENGINE ASSEMBLY, complete, 1200cc	XL1200
	16052-02	ENGINE ASSEMBLY, complete, 883cc	XL883
	16054-02	ENGINE ASSEMBLY, complete, 1200cc (California)	XL1200
	16055-02	ENGINE ASSEMBLY, complete, 883cc (California)	XL883

	16061-02	ENGINE ASSEMBLY, complete, 883cc	XL883HUG
	16062-02	ENGINE ASSEMBLY, complete, 883cc (California)	XL883HUG
	16068-02	ENGINE ASSEMBLY, complete, 1200cc	XL1200C
	16069-02	ENGINE ASSEMBLY, complete, 1200cc (California)	XL1200C
	16074-02	ENGINE ASSEMBLY, complete, 1200cc	XL1200S
	16075-02	ENGINE ASSEMBLY, complete, 1200cc (California)	XL1200S
	16079-02	ENGINE ASSEMBLY, complete, 883cc	XL883C
	16080-02	ENGINE ASSEMBLY, complete, 883cc (California)	XL883C
	16188-02	ENGINE ASSEMBLY, complete, 883cc	XL883R
	16189-02	ENGINE ASSEMBLY, complete, 883cc (California)	XL883R
15	16480-92A	SCREW, internal thread (4)	ALL
16	16573-83A	INSERT, cylinder stud (4)	ALL
18	16664-86D	GASKET, cylinder head (2)	XL883, XL883C, XL883HUG, XL883R
	16770-84F	GASKET, cylinder head (2)	XL1200, XL1200C, XL1200S

CYLINDER, HEAD AND VALVES - V²™ EVOLUTION (2 OF 2)

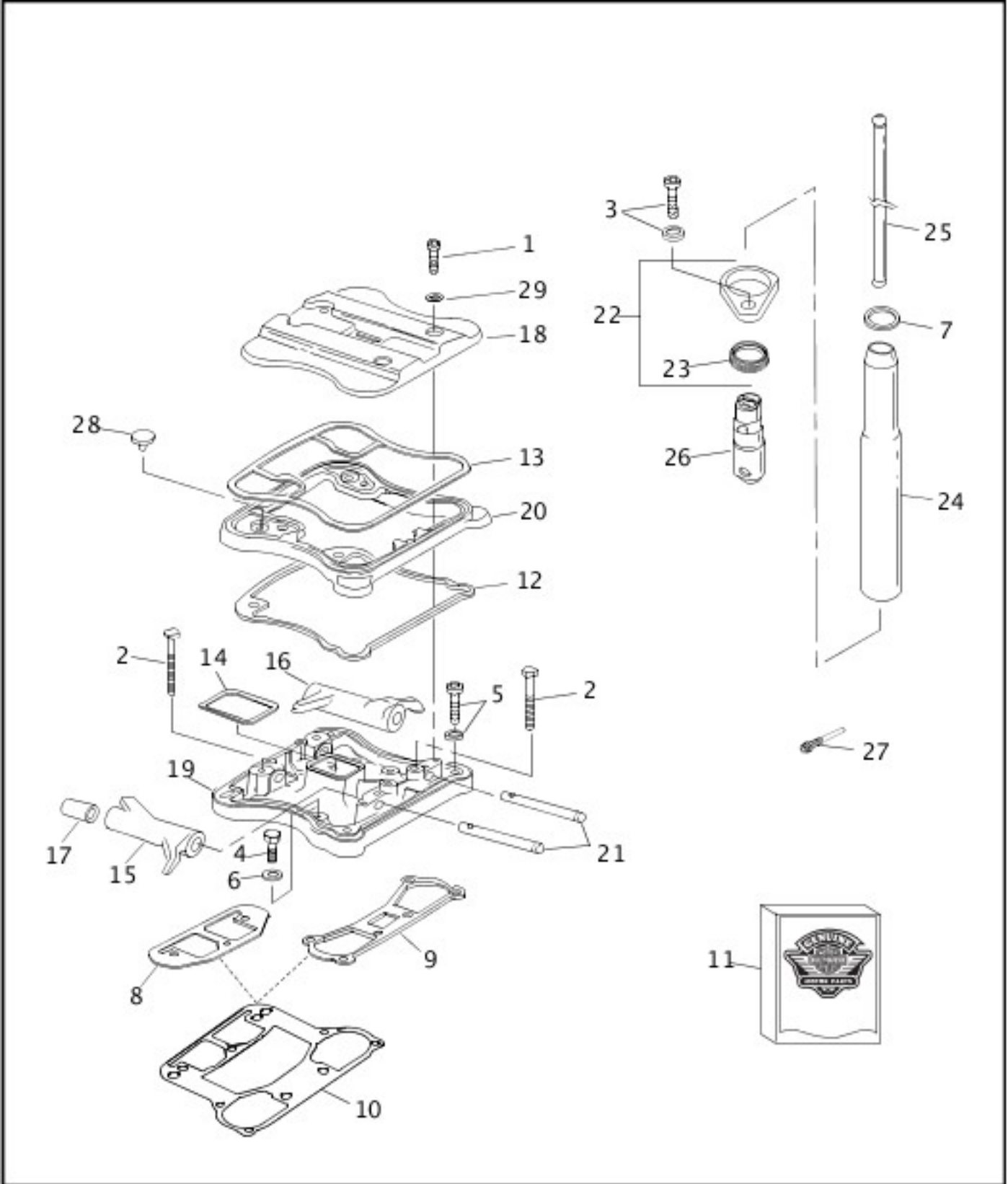


[View interactive table](#)

INDEX NO.	PART NO.	DESCRIPTION	MODEL(S)
22	17026-91D	GASKET KIT, engine overhaul	ALL
	17036-91A	GASKET KIT, rocker covers	ALL

25	18020-87A	INSERT, intake valve seat (2)	XL1200, XL1200C, XL1200S
27	18024-87A	EXHAUST VALVE (2)	XL1200, XL1200C, XL1200S
28	18101-83D	VALVE GUIDE, intake & exhaust (4)	XL1200, XL1200C, XL883, XL883C, XL883HUG, XL883R
33	18229-83A	RETAINER, valve collar (8)	ALL
35	16014-02	ENGINE ASSEMBLY, complete, 883cc (Australia)	XL883
	16064-02	ENGINE ASSEMBLY, complete, 883cc (HDI)	XL883
	16015-02	ENGINE ASSEMBLY, complete, 883cc (Australia)	XL883HUG
	16066-02	ENGINE ASSEMBLY, complete, 883cc (HDI)	XL883HUG
	16016-02	ENGINE ASSEMBLY, complete, 883cc (Australia)	XL883C
	16078-02	ENGINE ASSEMBLY, complete, 883cc (HDI)	XL883C
	16063-02	ENGINE ASSEMBLY, complete, 1200cc (HDI, Australia)	XL1200
	16071-02	ENGINE ASSEMBLY, complete, 1200cc (HDI, Australia)	XL1200C
	16076-02	ENGINE ASSEMBLY, complete, 1200cc (HDI)	XL1200S
	16198-02	ENGINE ASSEMBLY, complete, 883cc (HDI)	XL883R

ROCKER ARMS, COVERS & PUSH RODS

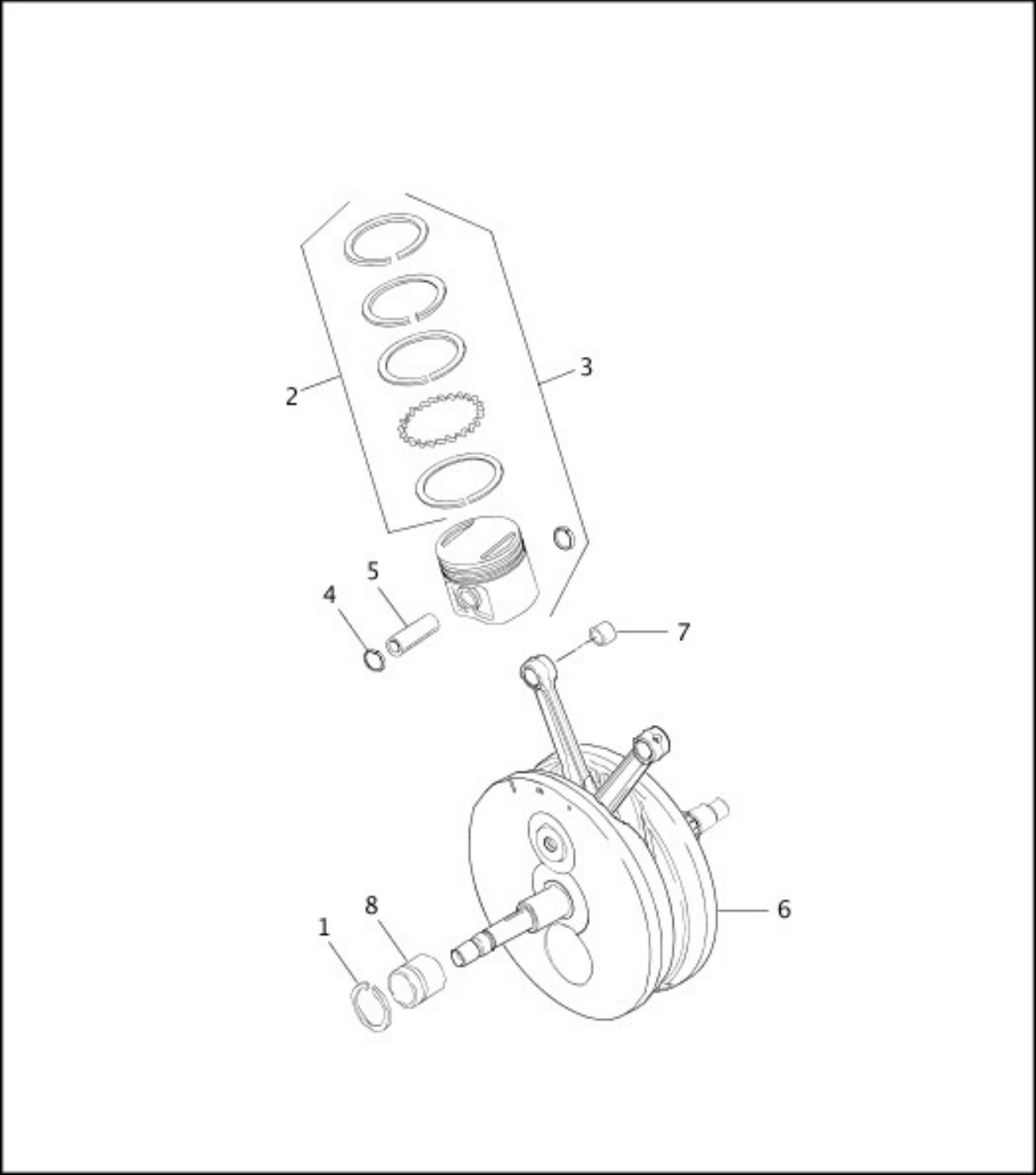


[View interactive table](#)

INDEX NO.	PART NO.	DESCRIPTION	MODEL(S)
3	3228A	SCREW, w/ washer (4)	ALL
10	16800-84A	GASKET, rocker cover/cylinder head, valve & push rod sides (replaces 16778-84B & 16779-84D) (2)	ALL
11	17036-91A	GASKET KIT, rocker covers, w/ 10, 12, 13, 14, 28 & 29	ALL
12	17353-89C	GASKET, rocker cover, lower (2)	ALL
14	17358-84B	GASKET, rocker cover, inner (2)	ALL

19	17532-86E	ROCKER COVER, inner (2)	XL1200, XL883, XL883C, XL883HUG, XL883R
	17537-96C	ROCKER COVER, inner (2)	XL1200C
	17614-98C	ROCKER COVER, inner, silver (2)	XL1200S
	17535-02	SPACER, rocker cover (2)	XL883R
25	17897-89A	PUSH ROD, intake (2)	ALL
	17904-89A	PUSH ROD, exhaust (2)	ALL
26	18538-99C	TAPPET, w/ roller (4)	ALL
28	26856-89A	VALVE, umbrella (2)	ALL

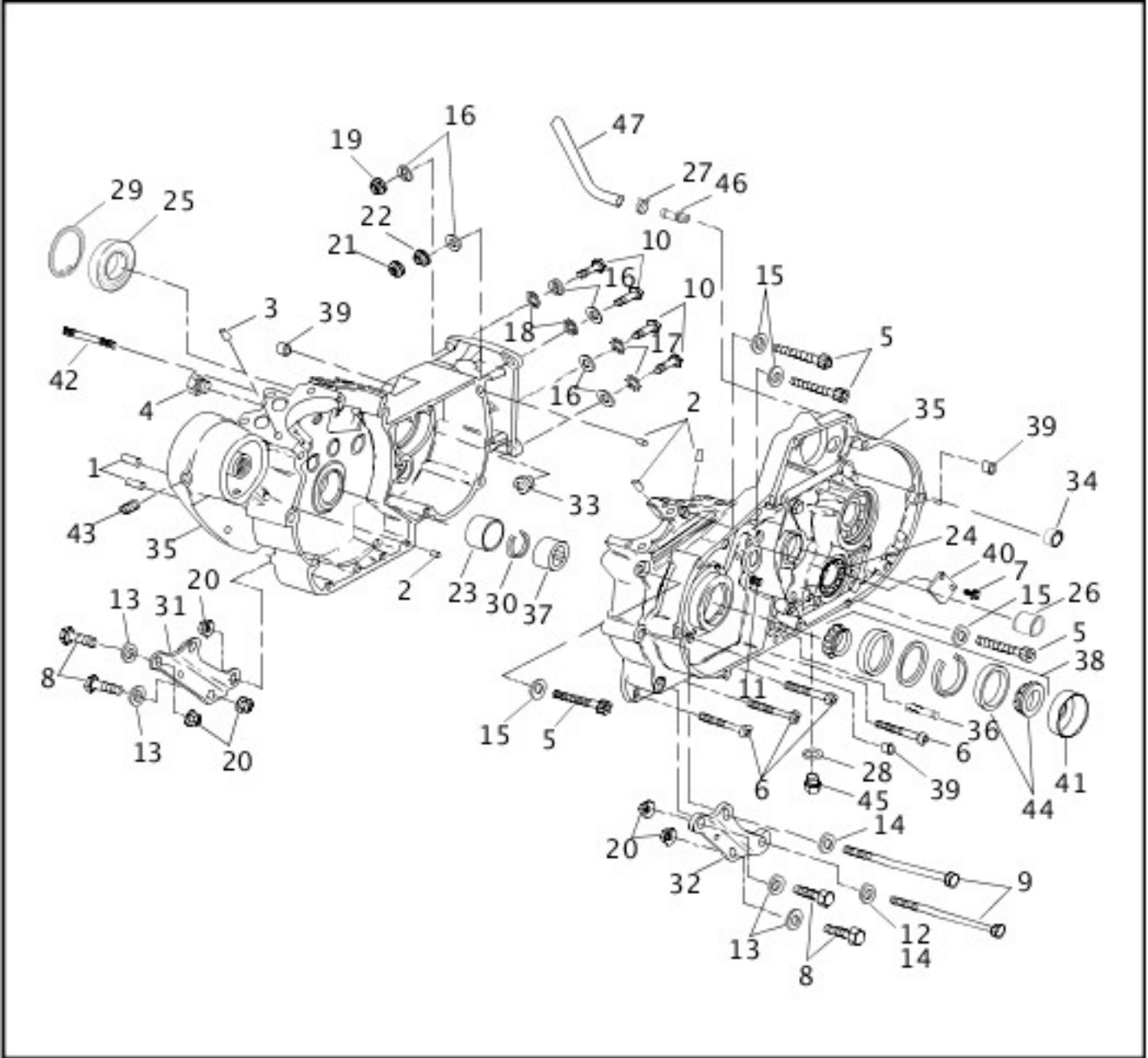
PISTONS, CONNECTING RODS AND FLYWHEELS



[View interactive table](#)

INDEX NO.	PART NO.	DESCRIPTION	MODEL(S)
6	23905-00A	SET OF FLYWHEELS AND SHAFTS, w/ thrust washer, plug, crankpin, connecting rods, bearings & flywheels	ALL

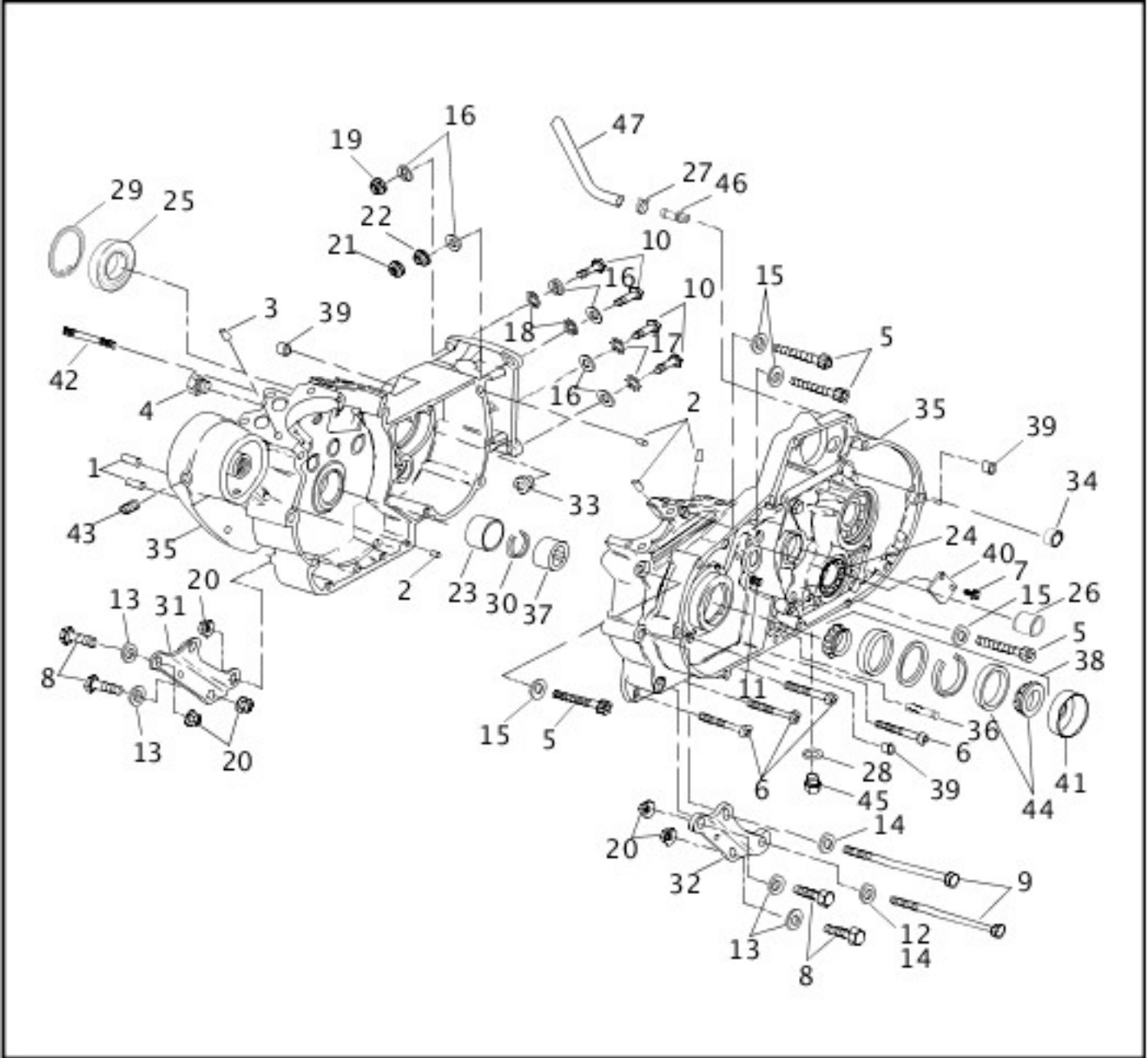
[CRANKCASE \(1 OF 2\)](#)



[View interactive table](#)

INDEX NO.	PART NO.	DESCRIPTION	MODEL(S)
5	1028	SCREW (4)	ALL

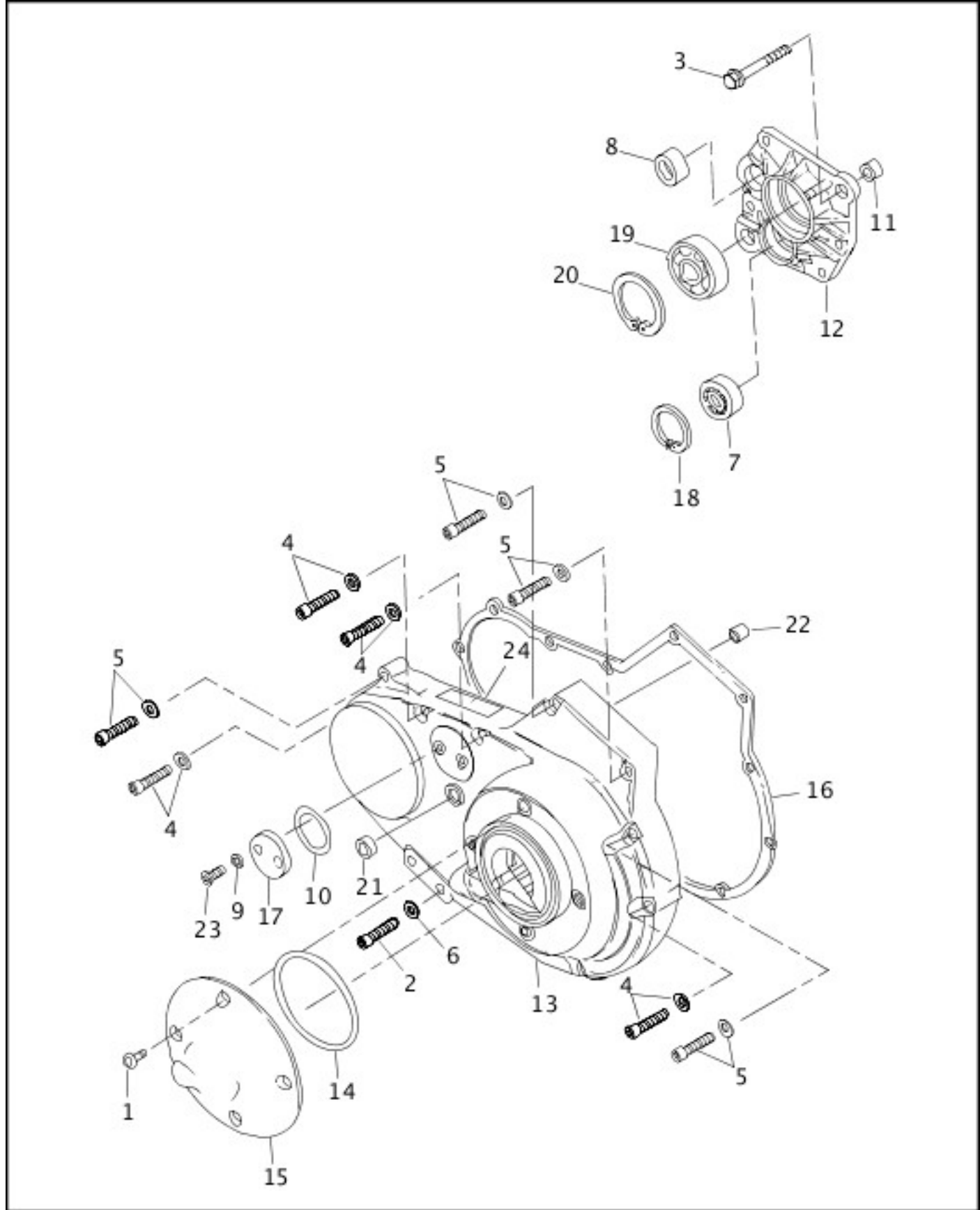
[CRANKCASE \(2 OF 2\)](#)



[View interactive table](#)

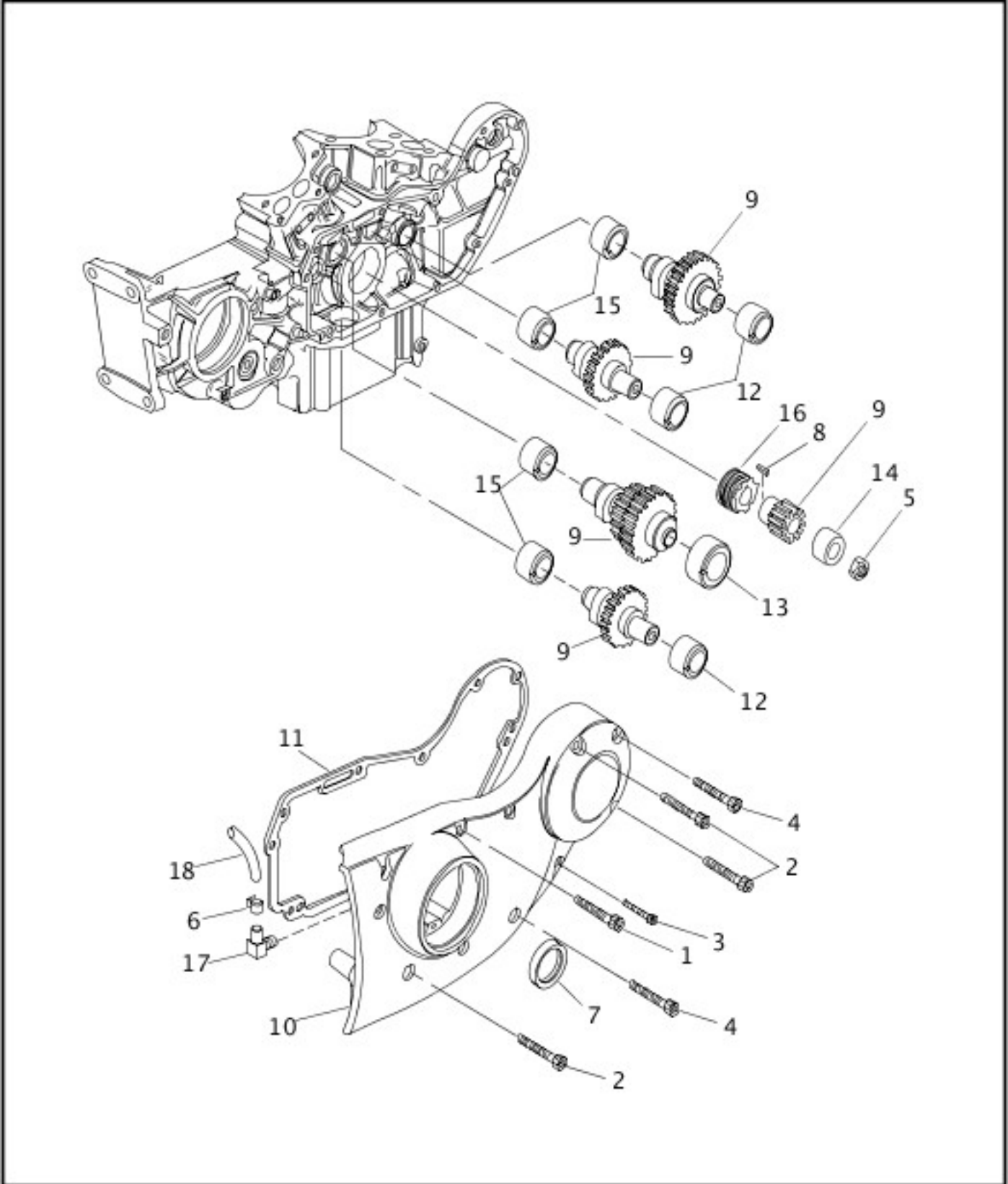
INDEX NO.	PART NO.	DESCRIPTION	MODEL(S)
34	16573-83A	DOWEL (2)	ALL
39	24754-75A	DOWEL PIN (3)	ALL

[ACCESS DOOR & PRIMARY COVER](#)



[View interactive table](#)

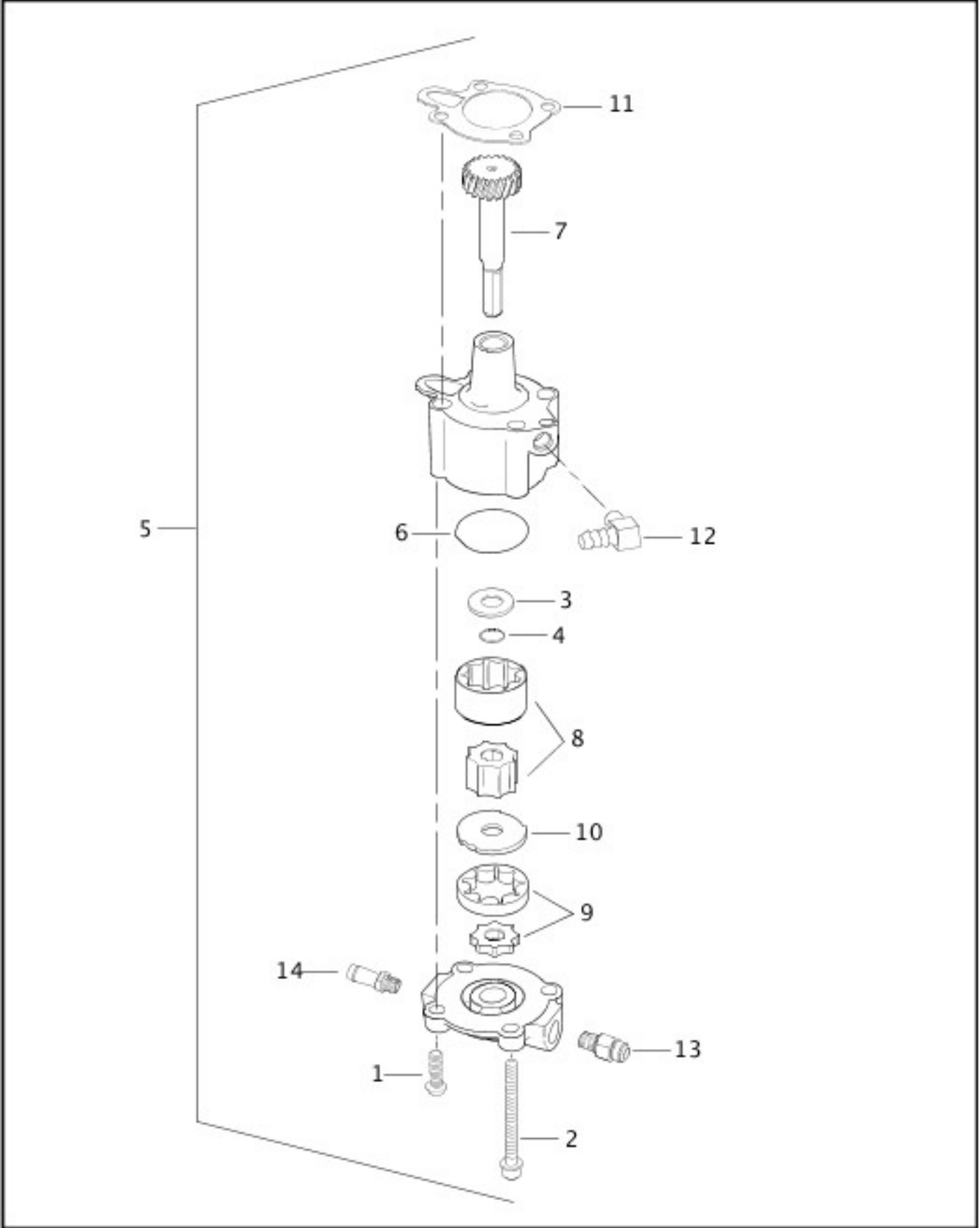
INDEX NO.	PART NO.	DESCRIPTION	MODEL(S)
11	16573-83A	INSERT, access door (2)	ALL
14	25463-94A	GASKET, clutch cover	ALL
16	34955-89B	GASKET, primary cover	ALL
19	35030-89A	BEARING	ALL
21	37101-84B	OIL SEAL	ALL



[View interactive table](#)

INDEX NO.	PART NO.	DESCRIPTION	MODEL(S)
9	25193-00B	CAM GEAR SET, complete, w/ pinion gear	XL1200, XL1200C, XL883, XL883C, XL883HUG
	25194-00B	CAM GEAR SET, complete, w/ pinion gear	XL1200S
11	25263-90D	GASKET, gearcase cover	ALL
18	63501-68B	HOSE, 1/4 inch I.D. x 1/2 inch O.D. (rubber)	ALL

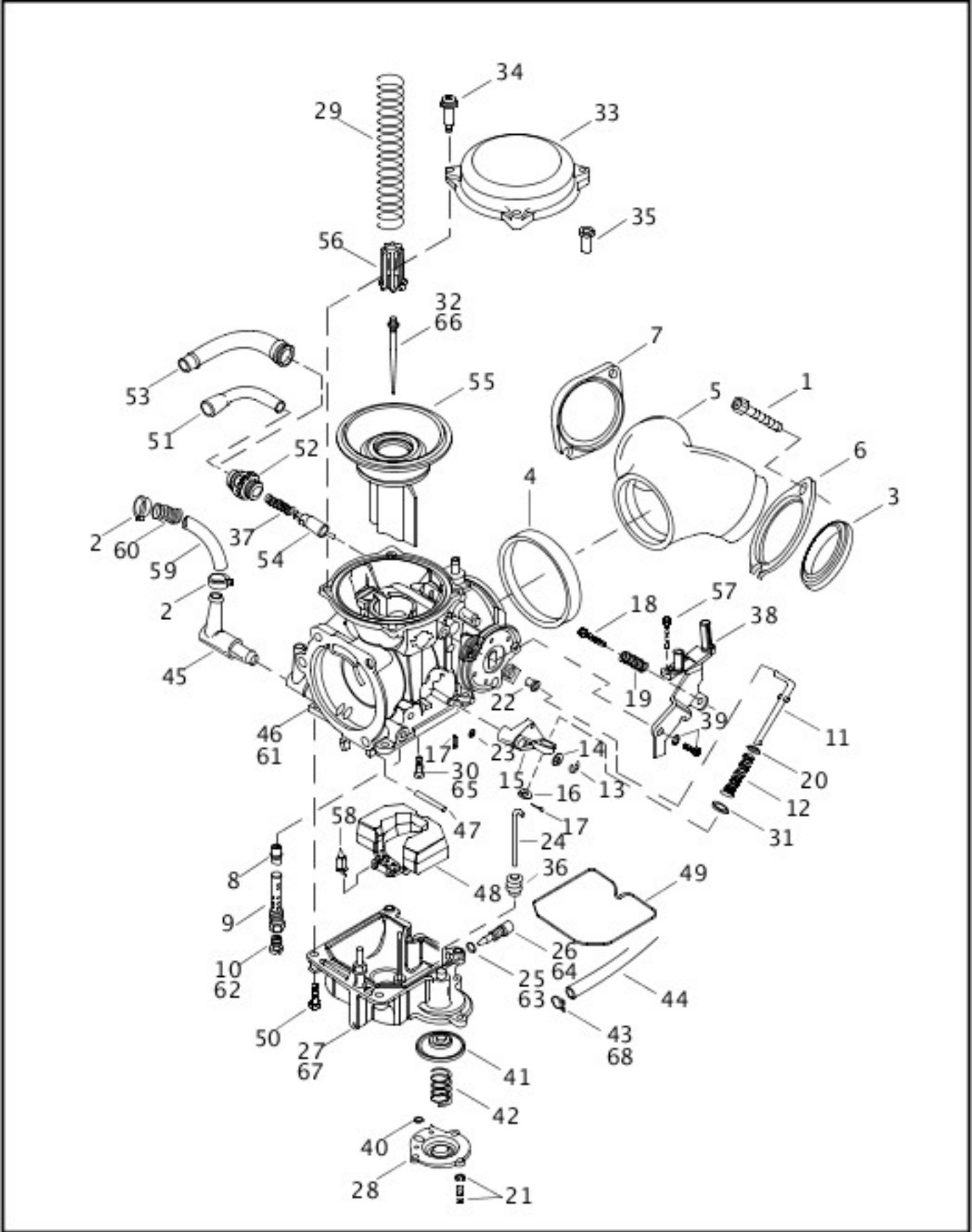
OIL PUMP



[View interactive table](#)

INDEX NO.	PART NO.	DESCRIPTION	MODEL(S)
11	26495-89B	GASKET, pump mounting	ALL
12	26496-75A	FITTING, 90 degree	ALL

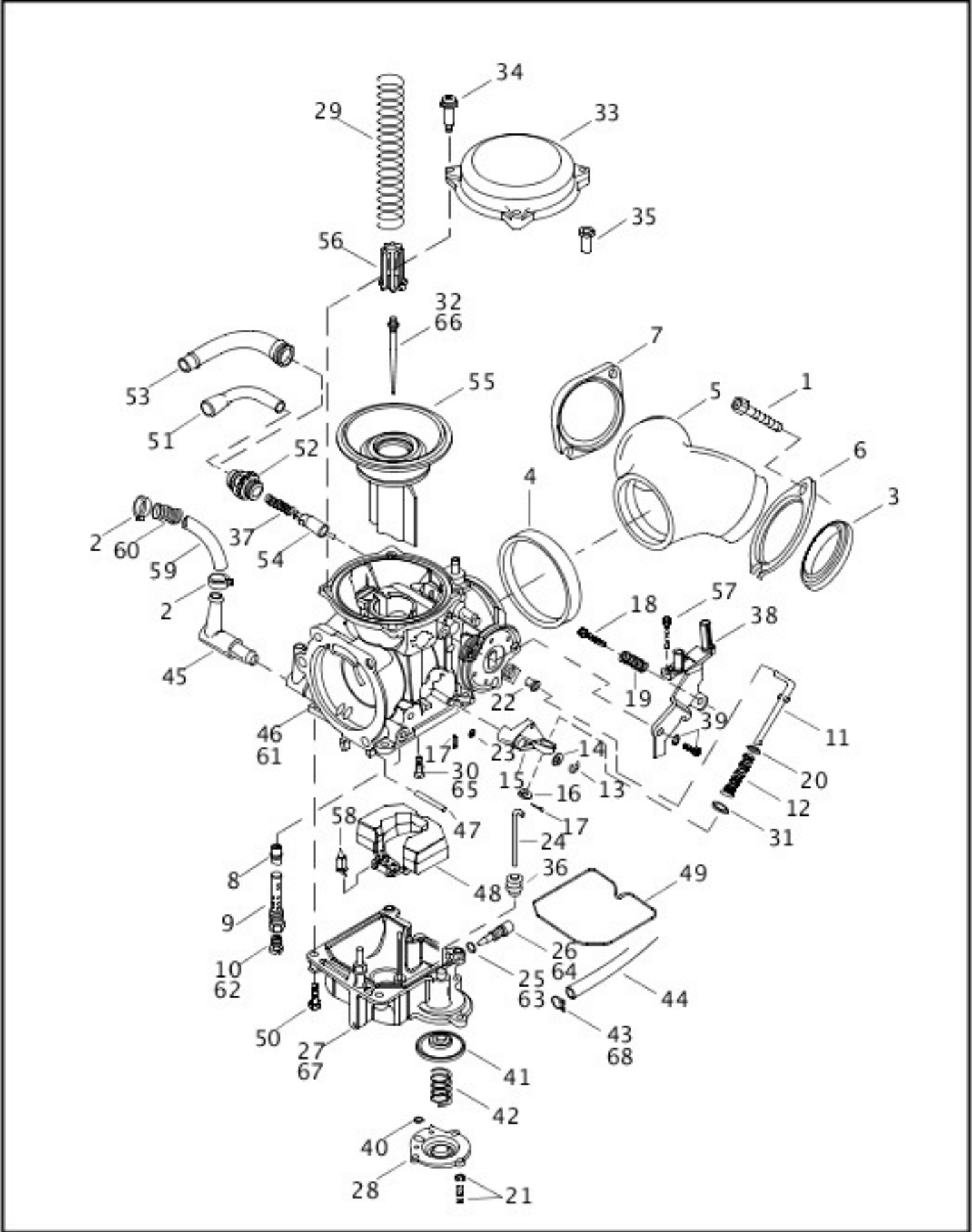
CARBURETOR (1 OF 2)



[View interactive table](#)

INDEX NO.	PART NO.	DESCRIPTION	MODEL(S)
12	27123-89A	SPRING	ALL

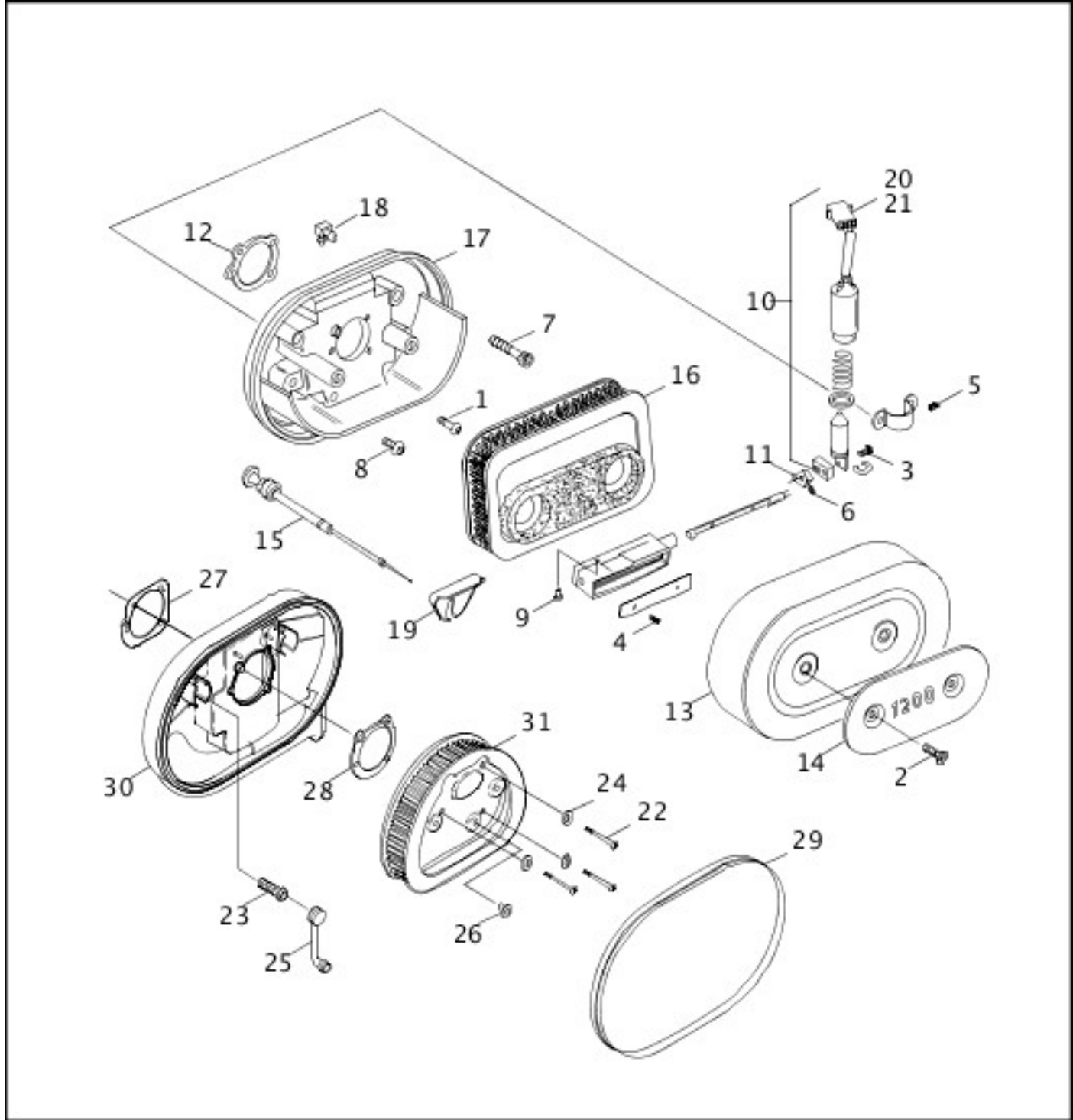
[CARBURETOR \(2 OF 2\)](#)



[View interactive table](#)

INDEX NO.	PART NO.	DESCRIPTION	MODEL(S)
44	27369-76	HOSE, overflow	ALL
59	63501-68B	HOSE, 1/4 inch I.D. x 1/2 inch O.D. (rubber) (25 feet)	ALL
60	62555-95	INSULATOR, 1/2 inch I.D. (nylon) (8 feet)	ALL

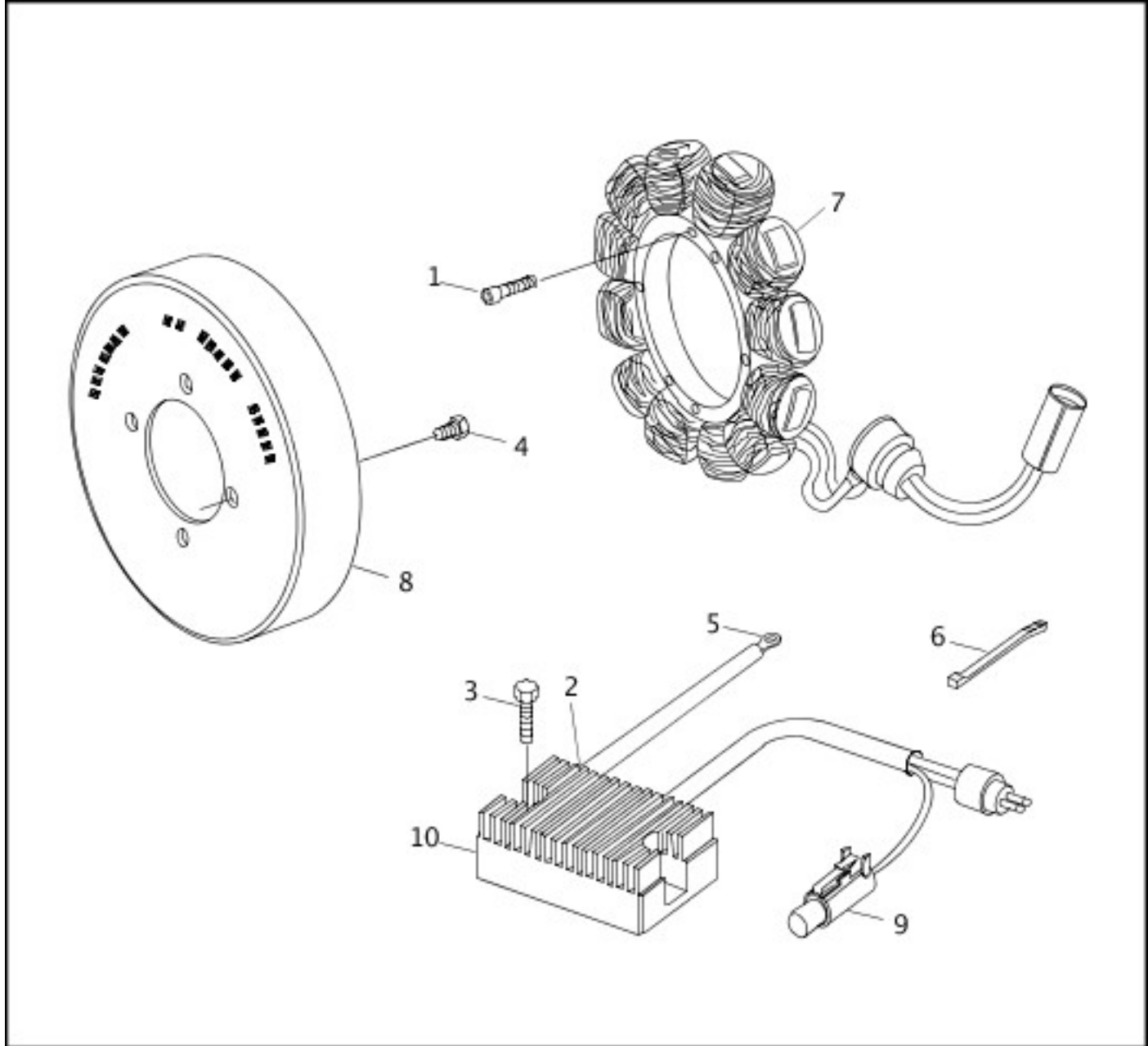
[AIR CLEANER & ENRICHENER](#)



[View interactive table](#)

INDEX NO.	PART NO.	DESCRIPTION	MODEL(S)
	29370-02	COVER, air cleaner (use 29084-73) (black)	XL883R
	29257-02	TRIM, air cleaner	XL883R
15	29229-88D	CABLE, enrichment	ALL

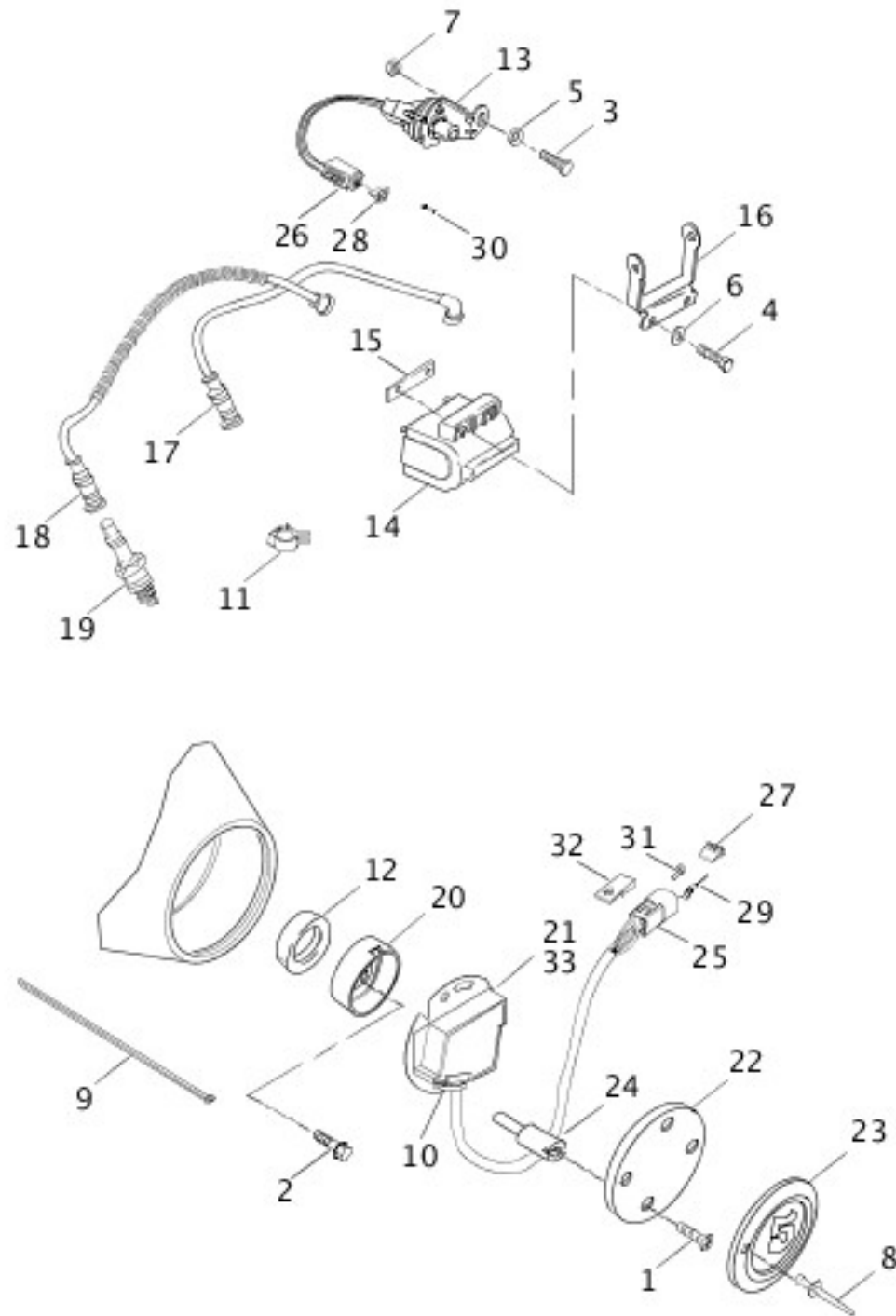
[ALTERNATOR & REGULATOR](#)



[View interactive table](#)

INDEX NO.	PART NO.	DESCRIPTION	MODEL(S)
7	29967-89C	STATOR	ALL
8	32413-92C	ROTOR SPROCKET ASSEMBLY, w/ 4751	ALL

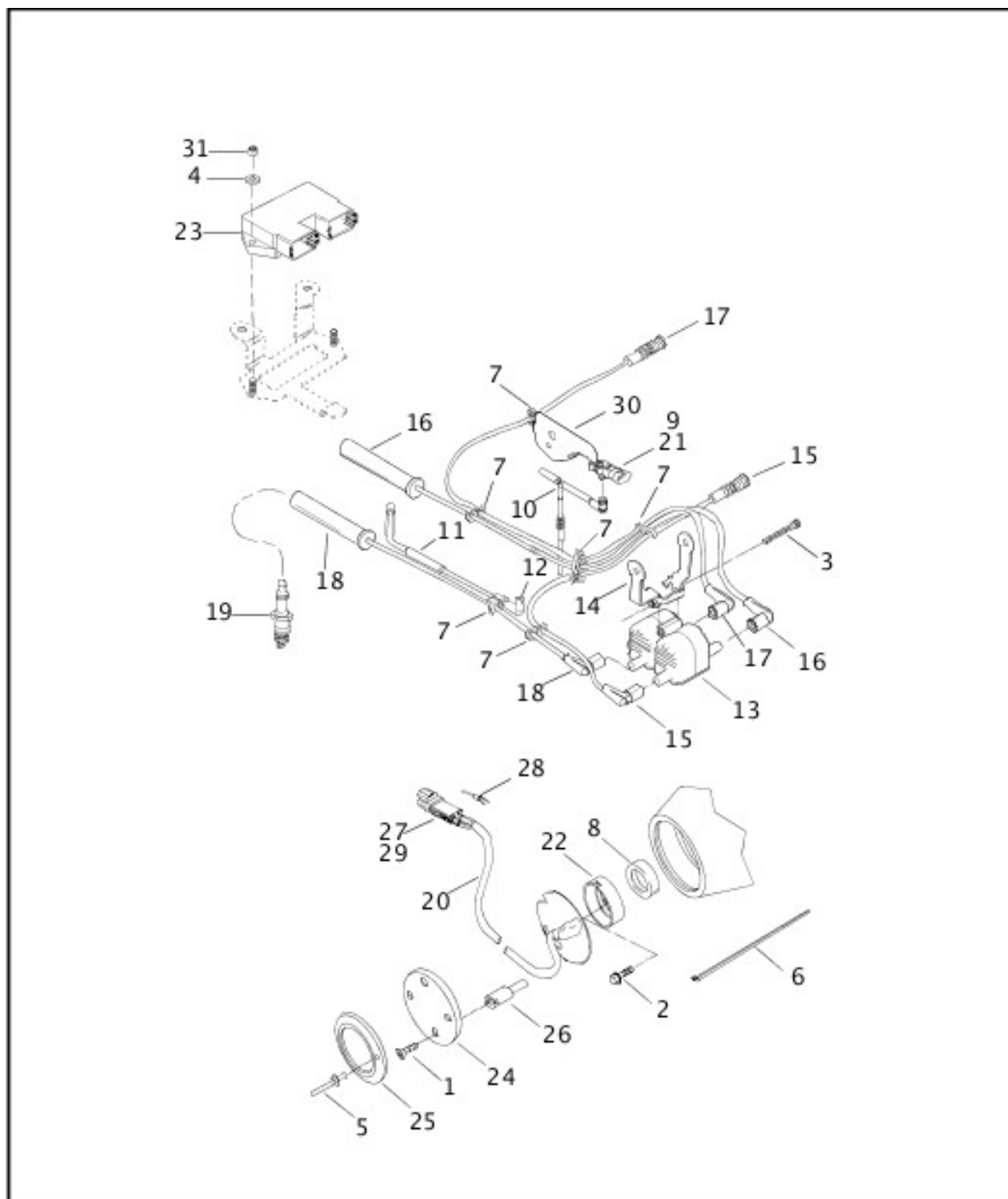
[ELECTRONIC IGNITION SYSTEM](#)



[View interactive table](#)

INDEX NO.	PART NO.	DESCRIPTION	MODEL(S)
17	31986-86A	CABLE, spark plug, 6 1/2 (front)	XL1200, XL1200C, XL883, XL883C, XL883HUG, XL883R
18	31996-86B	CABLE, spark plug, 20, w/ conduit (rear)	XL1200, XL1200C, XL883, XL883C, XL883HUG, XL883R
21	32465-98B	IGNITION MODULE, integrated sensor	XL1200, XL1200C
	32466-98B	IGNITION MODULE, integrated sensor	XL883, XL883C, XL883HUG, XL883R
	32554-02	COVER, timer	XL883R

ELECTRONIC IGNITION SYSTEM - 1200 SPORT

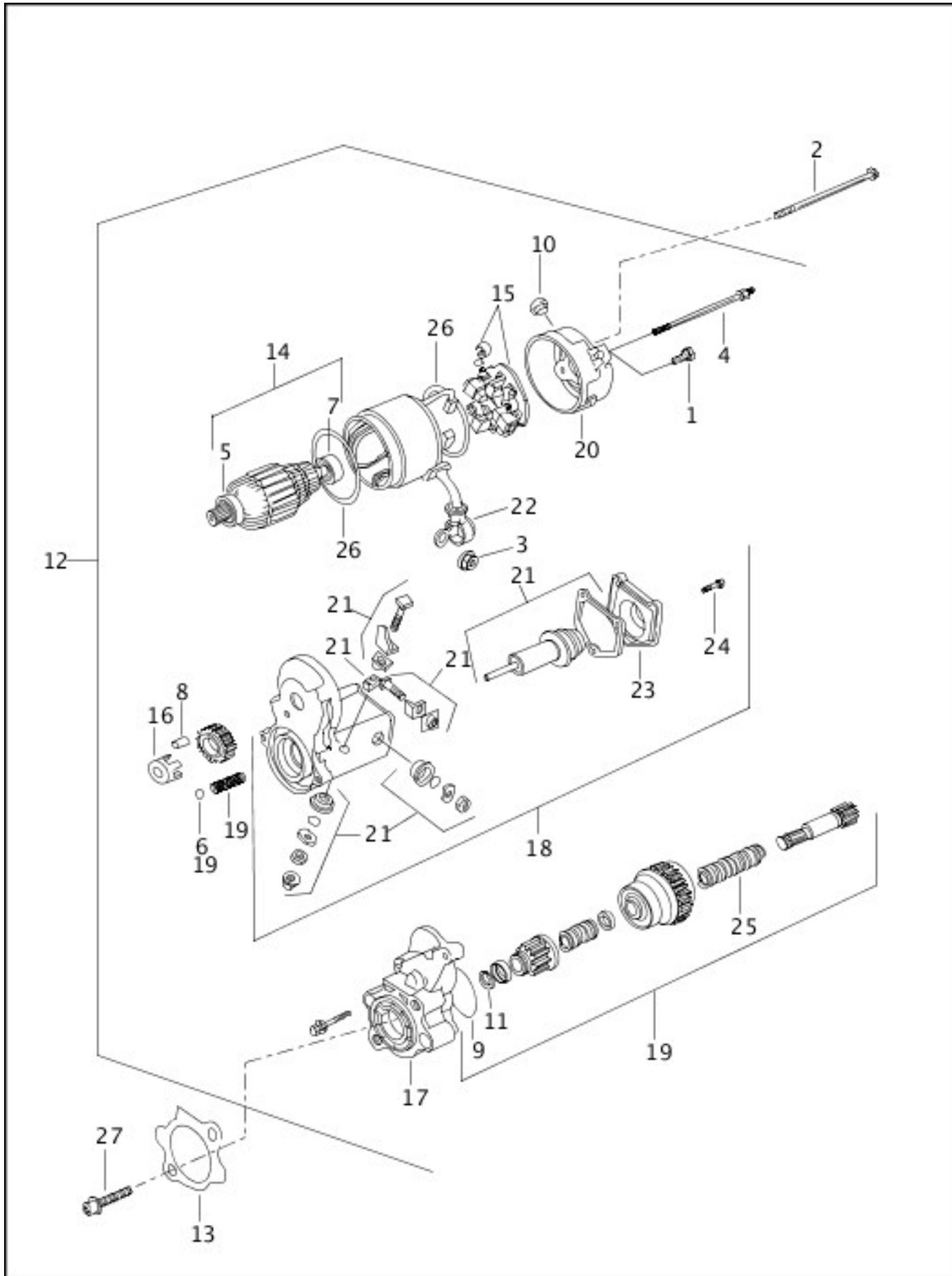


[View interactive table](#)

INDEX NO.	PART NO.	DESCRIPTION	MODEL(S)
11	27067-98A	TUBE, tank to valve, w/ 27250-96B	XL1200S
12	27250-96B	CONNECTOR, elbow, 90 degree	XL1200S
19	32362-04	SPARK PLUG, 6R12 (4)	XL1200S
20	32400-94A	SENSOR ASSEMBLY, w/ 72190-94	XL1200S
21	32417-10	SENSOR, manifold air pressure, w/ 11291	XL1200S

31	94025-92T	NUT (2)	XL1200S
----	-----------	---------	---------

STARTER MOTOR

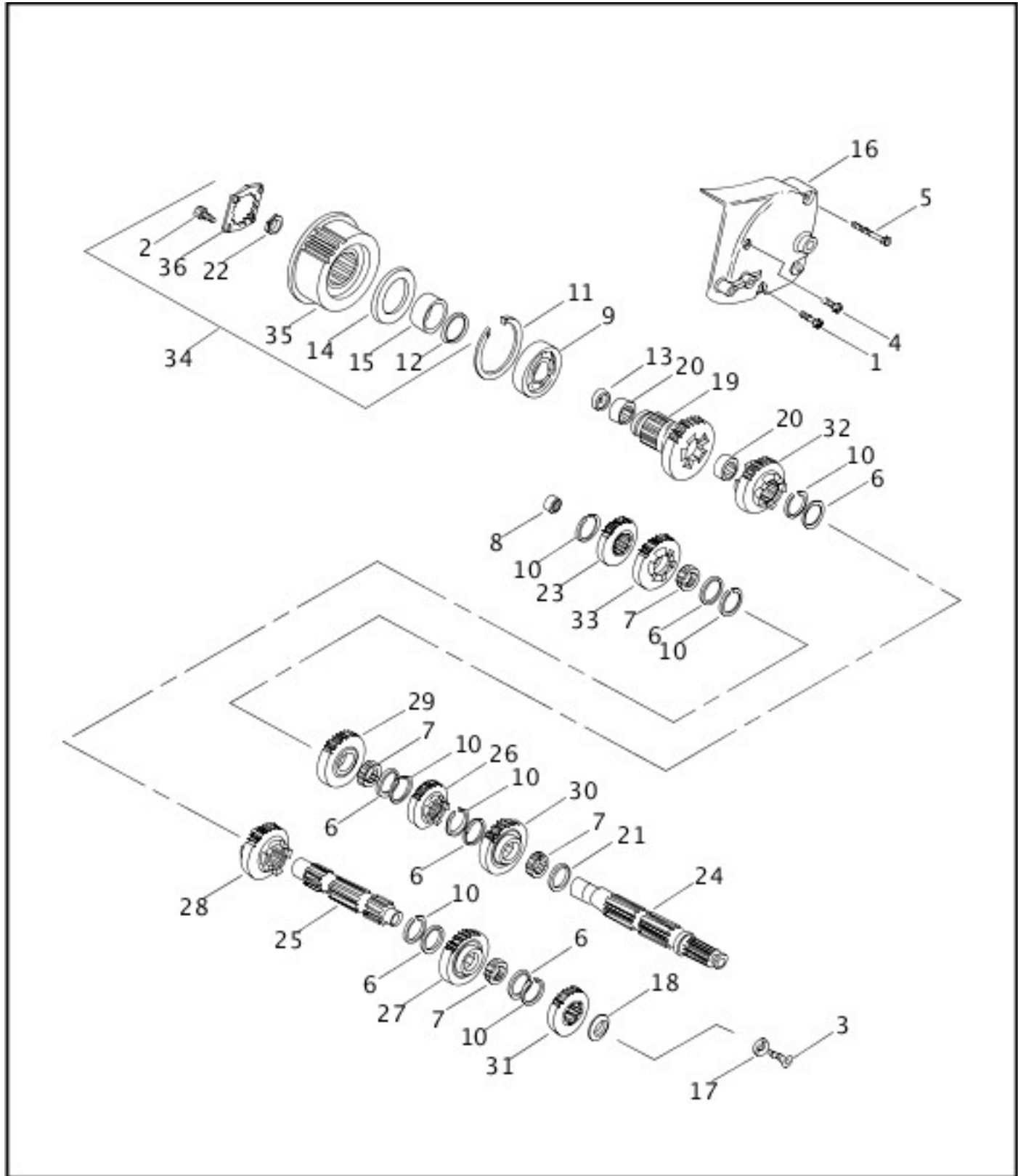


[View interactive table](#)

INDEX NO.	PART NO.	DESCRIPTION	MODEL(S)
9	10957	O-RING	ALL
12	31390-91F	STARTER MOTOR, complete	ALL

13	31488-81C	GASKET, starter motor	ALL
18	31540-91	SWITCH ASSEMBLY, magnetic	ALL
19	31556-91D	CLUTCH SUB-ASSEMBLY, w/ 8879, 10957, 31328-91 & 31692-90	ALL

TRANSMISSION GEARS

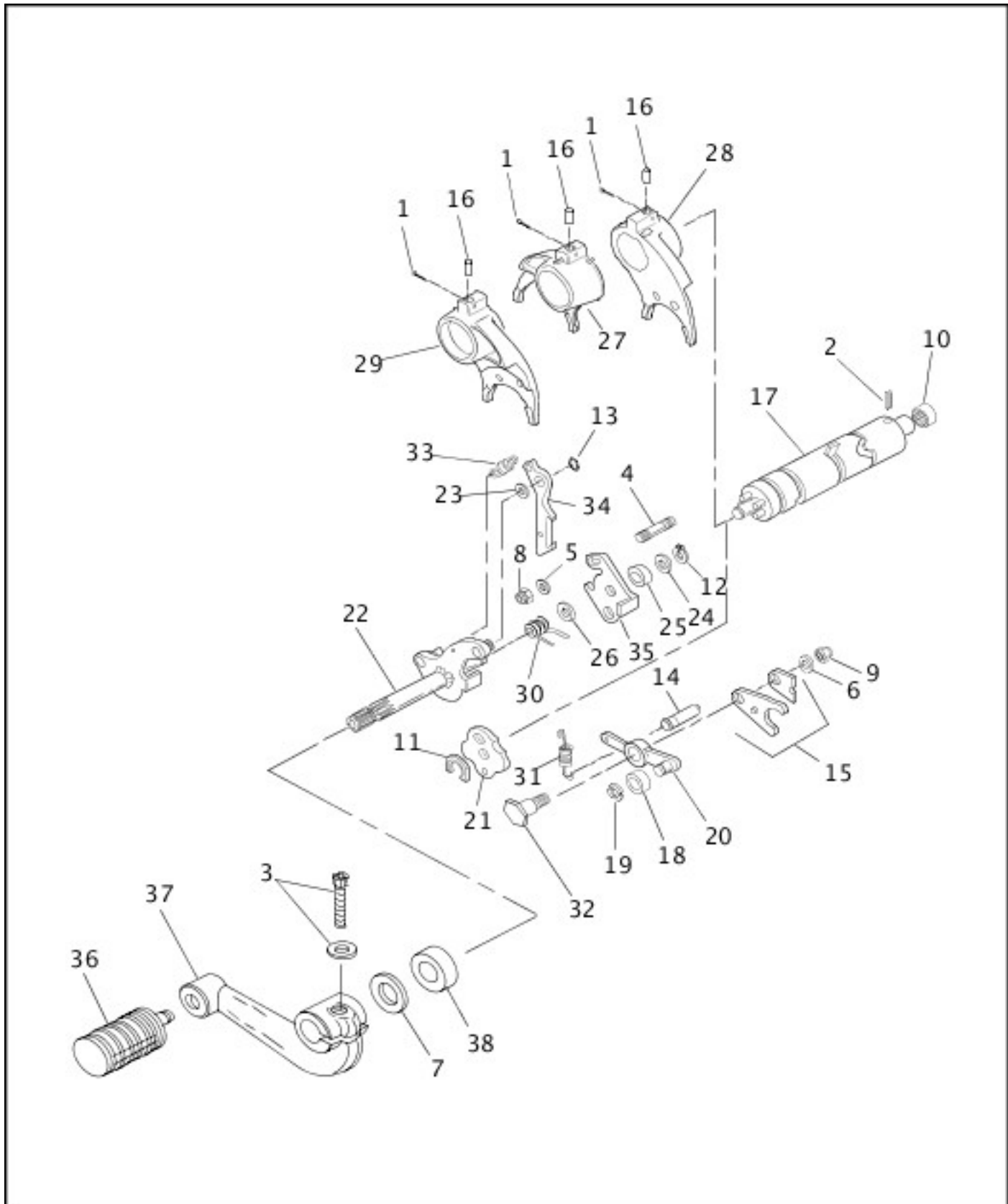


[View interactive table](#)

INDEX NO.	PART NO.	DESCRIPTION	MODEL(S)
14	12067B	OIL SEAL	ALL
	34943-02	SPROCKET COVER (black)	XL883R
20	35051-89A	BEARING, needle (2)	ALL

22	35211-91B	NUT, sprocket	ALL
----	-----------	---------------	-----

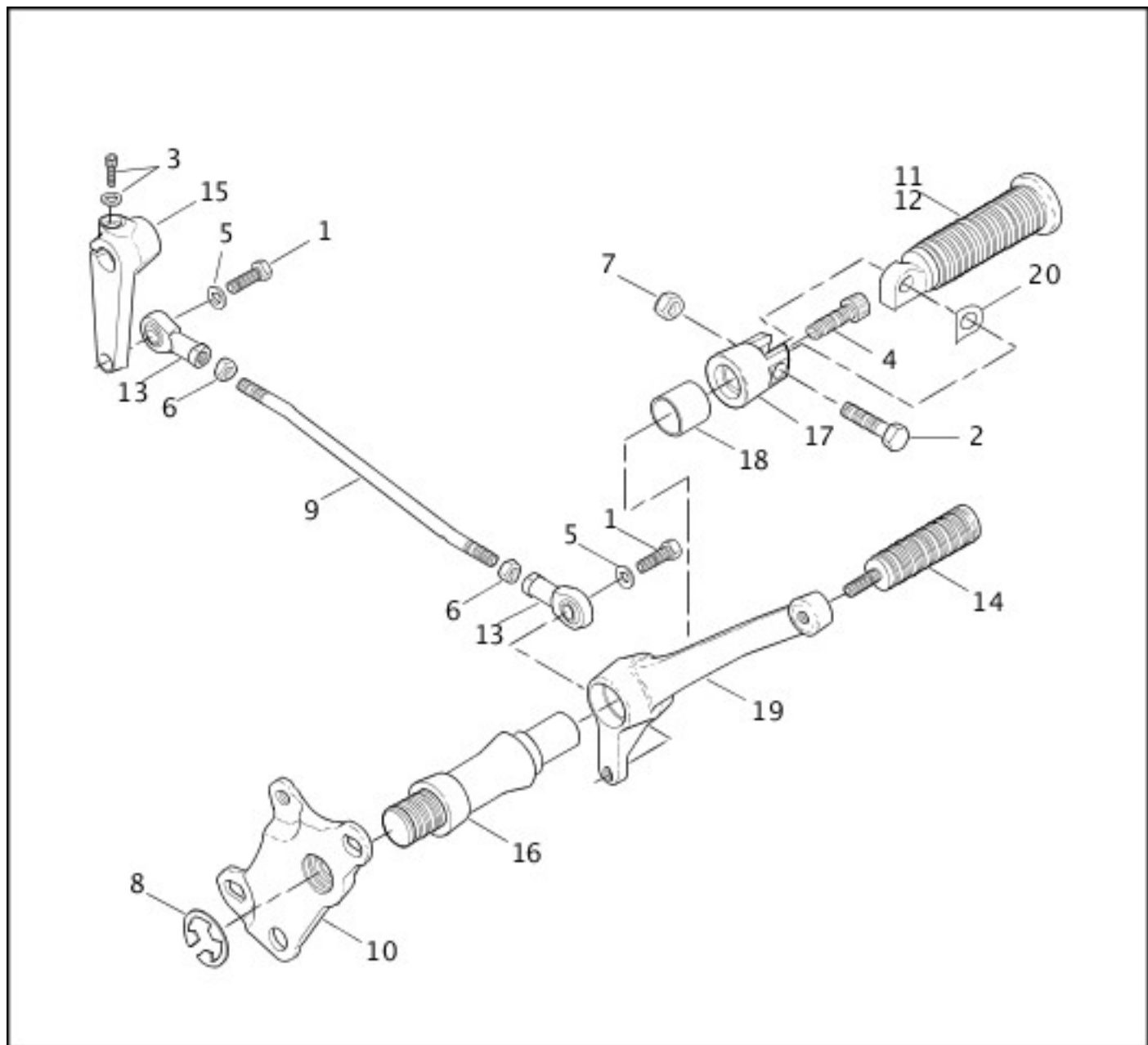
SHIFTER



[View interactive table](#)

INDEX NO.	PART NO.	DESCRIPTION	MODEL(S)
15	33178-90B	SHIFTER PLATE KIT	ALL
17	33634-91A	SHIFTER DRUM ASSEMBLY, w/ 601	ALL
36	34611-65A	SHIFTER PEG	XL1200, XL1200S, XL883, XL883HUG, XL883R
38	37101-84B	OIL SEAL	ALL

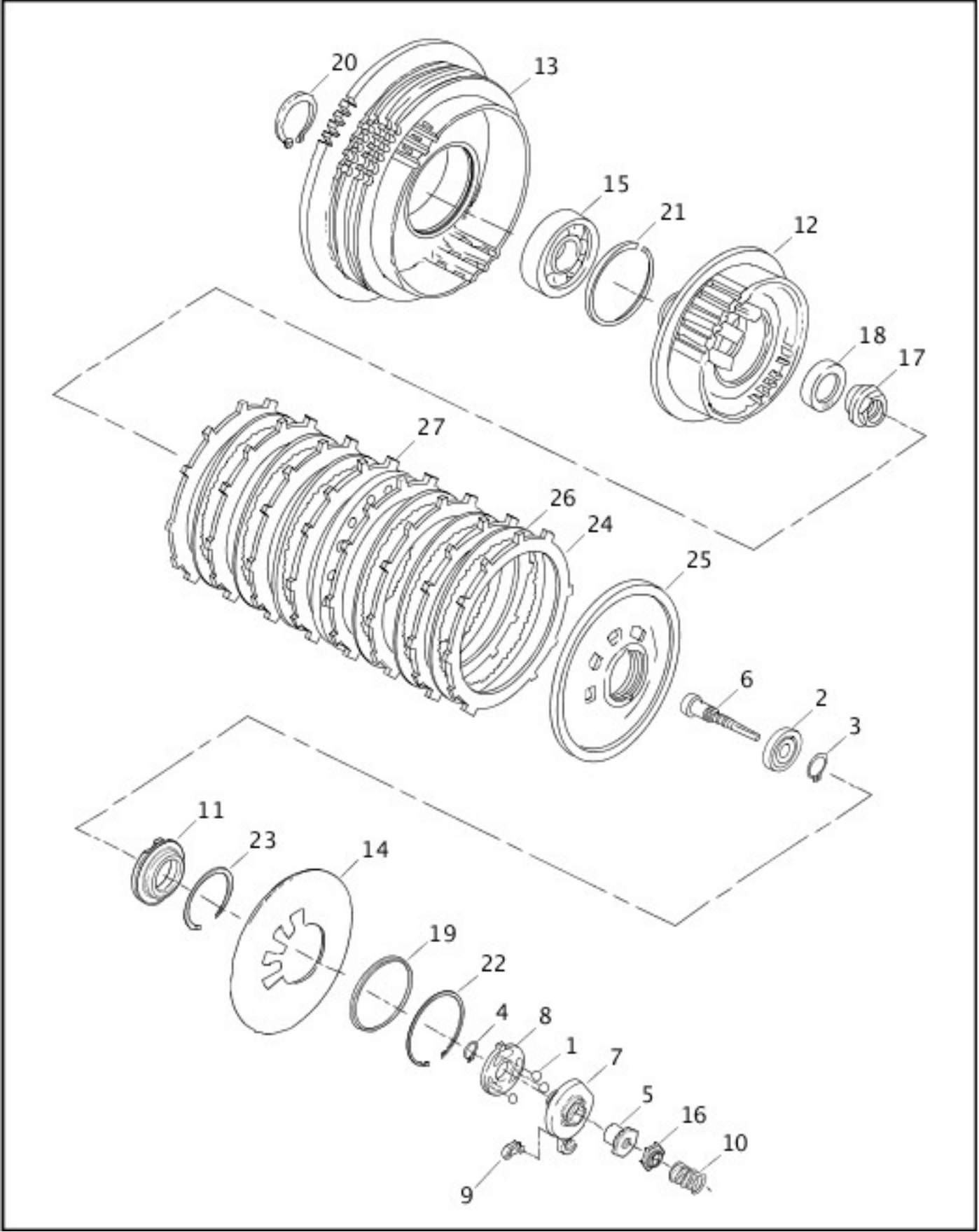
SHIFTER - 883/1200 CUSTOM



[View interactive table](#)

INDEX NO.	PART NO.	DESCRIPTION	MODEL(S)
14	34611-65A	SHIFTER PEG	XL1200C, XL883C
15	34670-04	SHIFTER LEVER	XL1200C, XL883C
19	49303-98	SHIFTER LEVER ASSEMBLY, w/ 42443-80A	XL1200C, XL883C

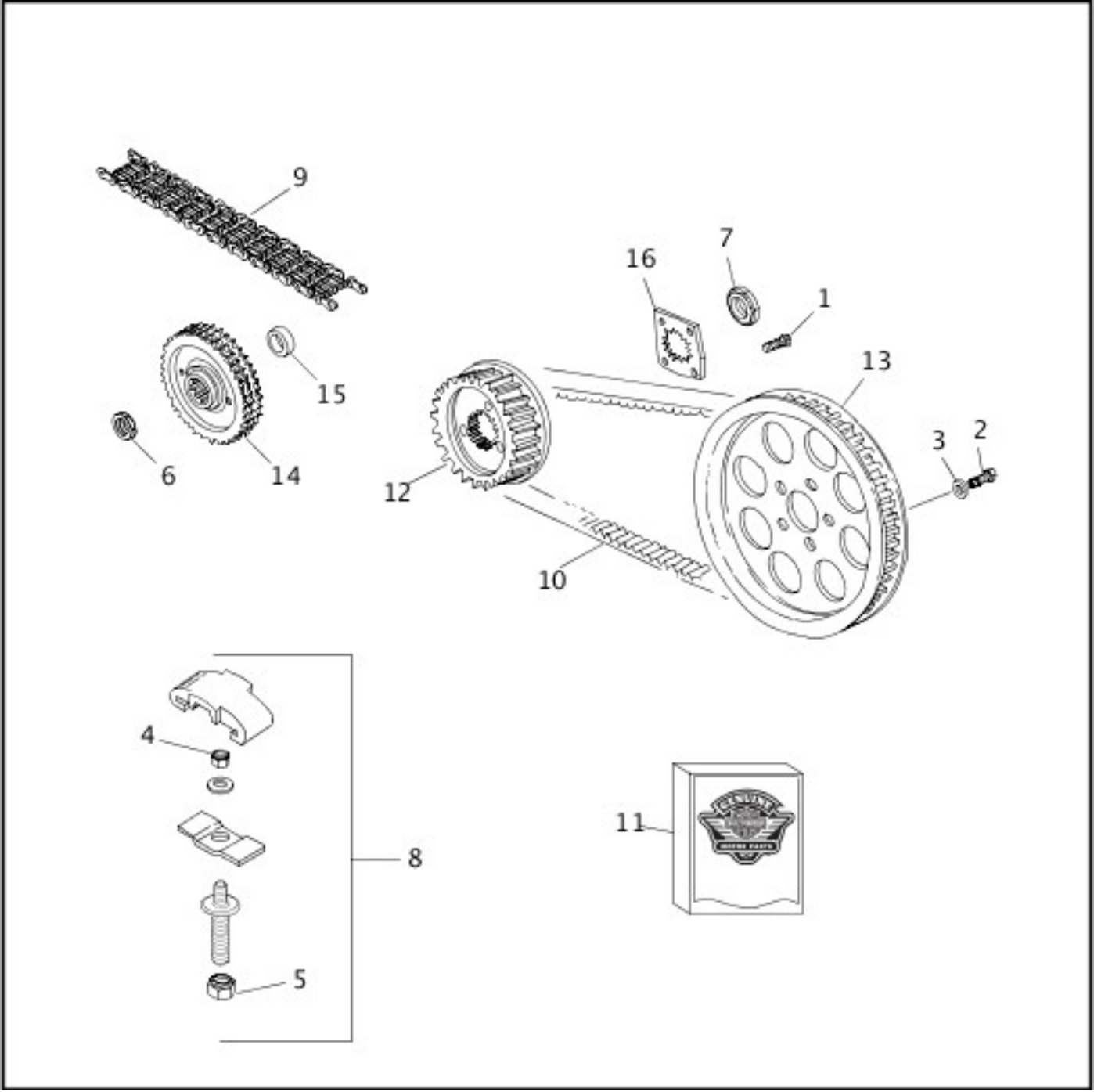
CLUTCH



[View interactive table](#)

INDEX NO.	PART NO.	DESCRIPTION	MODEL(S)
11	36731-91	RELEASE PLATE	ALL

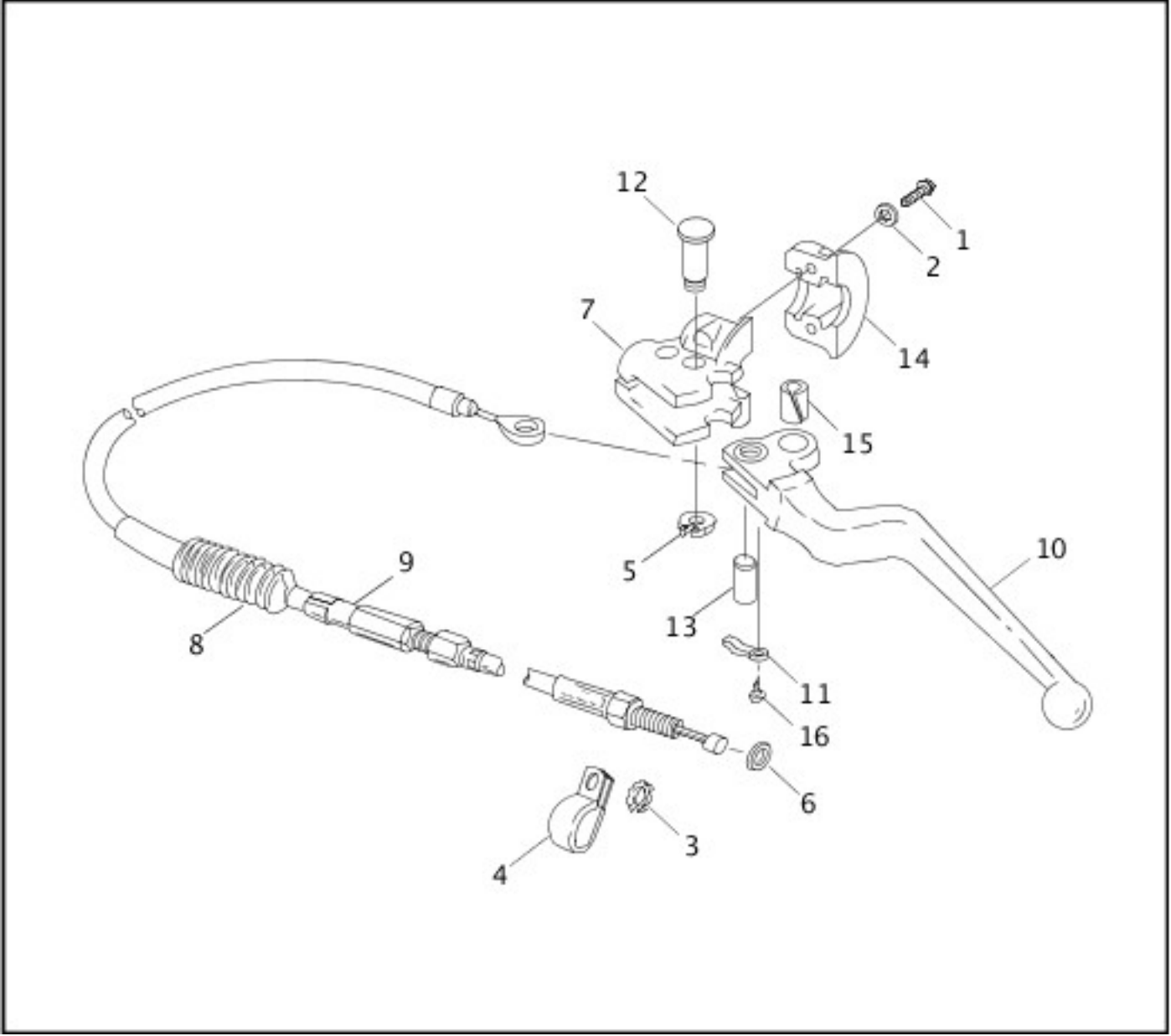
[BELTS & SPROCKETS](#)



[View interactive table](#)

INDEX NO.	PART NO.	DESCRIPTION	MODEL(S)
7	35211-91B	NUT, transmission sprocket	ALL
14	40235-89B	ENGINE SPROCKET, 35T	ALL

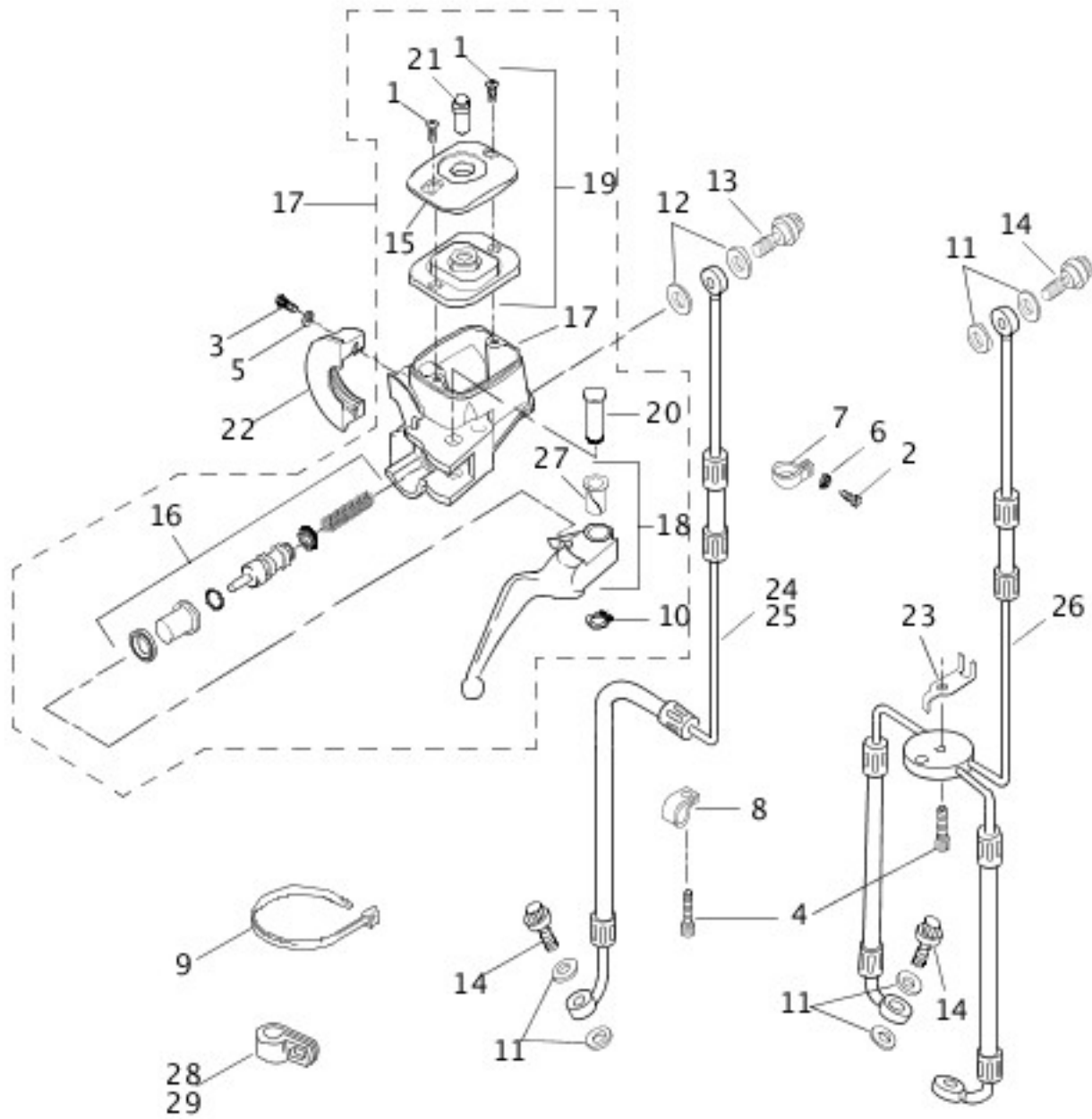
CLUTCH CONTROL



[View interactive table](#)

INDEX NO.	PART NO.	DESCRIPTION	MODEL(S)
10	45015-96	HAND LEVER, w/ 45021-86, 45423-92 & 90770-79	ALL
14	45044-96A	CLAMP, clutch control	ALL

FRONT BRAKE CONTROL

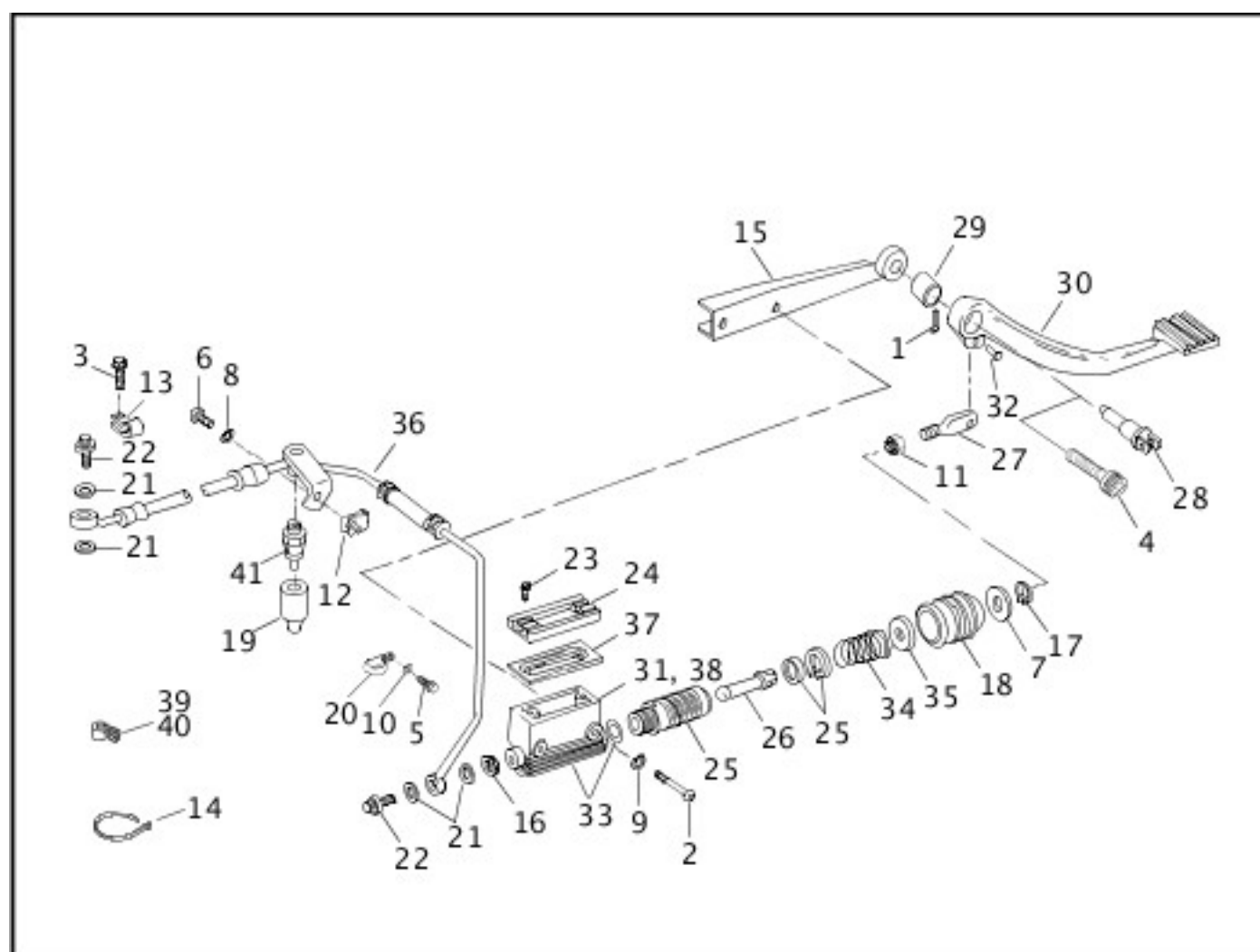


[View interactive table](#)

INDEX NO.	PART NO.	DESCRIPTION	MODEL(S)
15	45004-96A	COVER, master cylinder	ALL
17	45013-96D	MASTER CYLINDER ASSEMBLY	XL1200S, XL883R
	45019-96D	MASTER CYLINDER ASSEMBLY	XL1200, XL1200C, XL883, XL883C, XL883HUG, XL883R
19	45030-03C	COVER KIT, reservoir, w/ 2579A	ALL

22	45044-96A	CLAMP, master cylinder	ALL
25	45121-96A	BRAKE LINE KIT, front, w/ 10065, 41731-01, 41733-88, 68562-84 & 71795-63A	XL1200, XL1200C, XL883, XL883C, XL883HUG
26	45148-96A	BRAKE LINE KIT, front, w/ 10065, 41731-01 & 71795-63A	XL1200S
	45194-99A	BRAKE LINE KIT, front, w/ 10065, 41731-01 & 71795-63A	XL883R
28	68562-84	CLAMP	XL1200, XL1200C, XL883, XL883C, XL883HUG
29	71795-63A	CLAMP	ALL

REAR BRAKE CONTROL

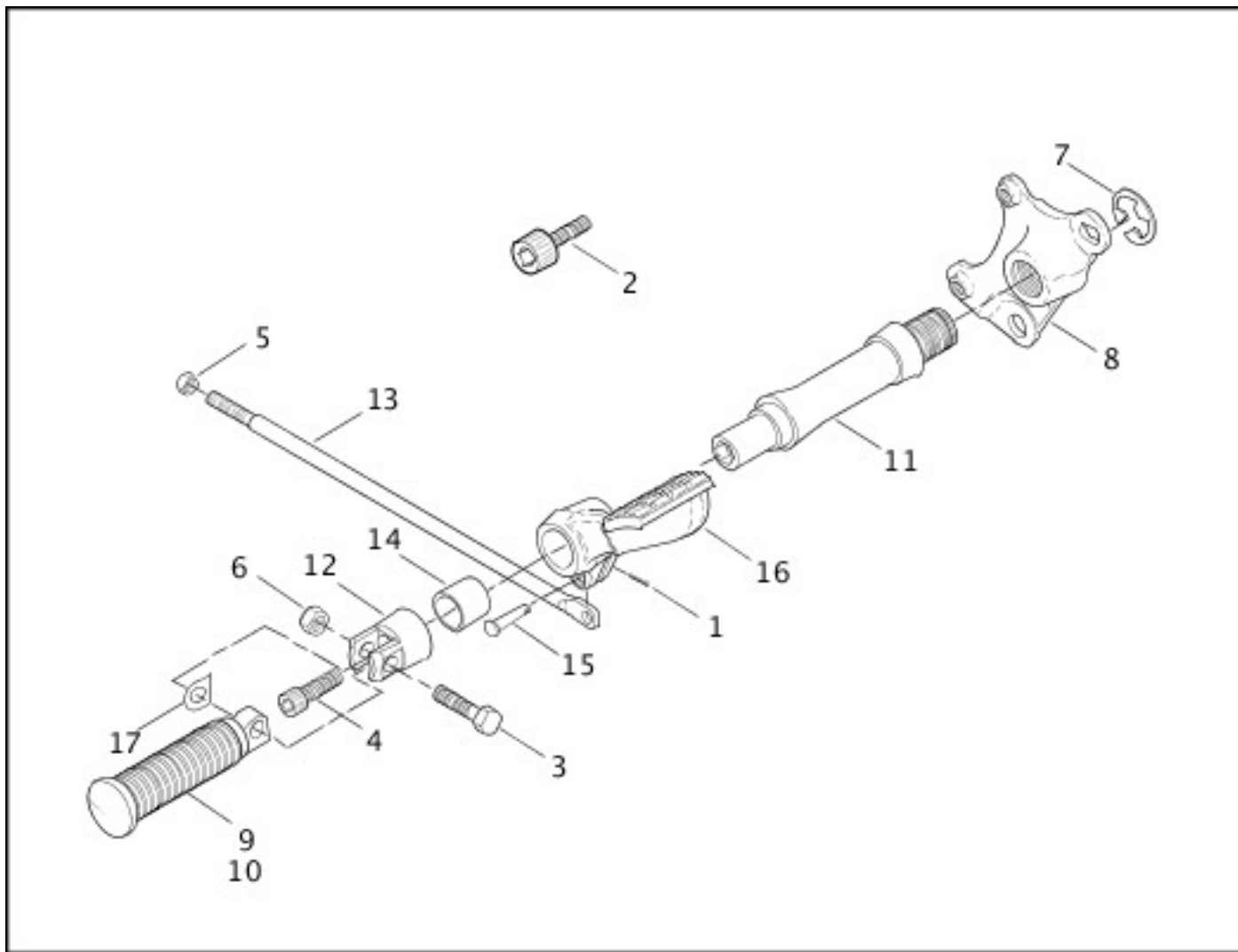


[View interactive table](#)

INDEX NO.	PART NO.	DESCRIPTION	MODEL(S)
18	40922-87A	BOOT, push rod	ALL
36	44438-87C	HOSE KIT, rear brake, w/ 10065, 41731-01, 68562-84 & 71795-63A	ALL
39	68562-84	CLAMP	ALL
40	71795-63A	CLAMP	ALL

41	72023-51E	STOP LAMP SWITCH, w/ terminal	ALL
----	-----------	-------------------------------	-----

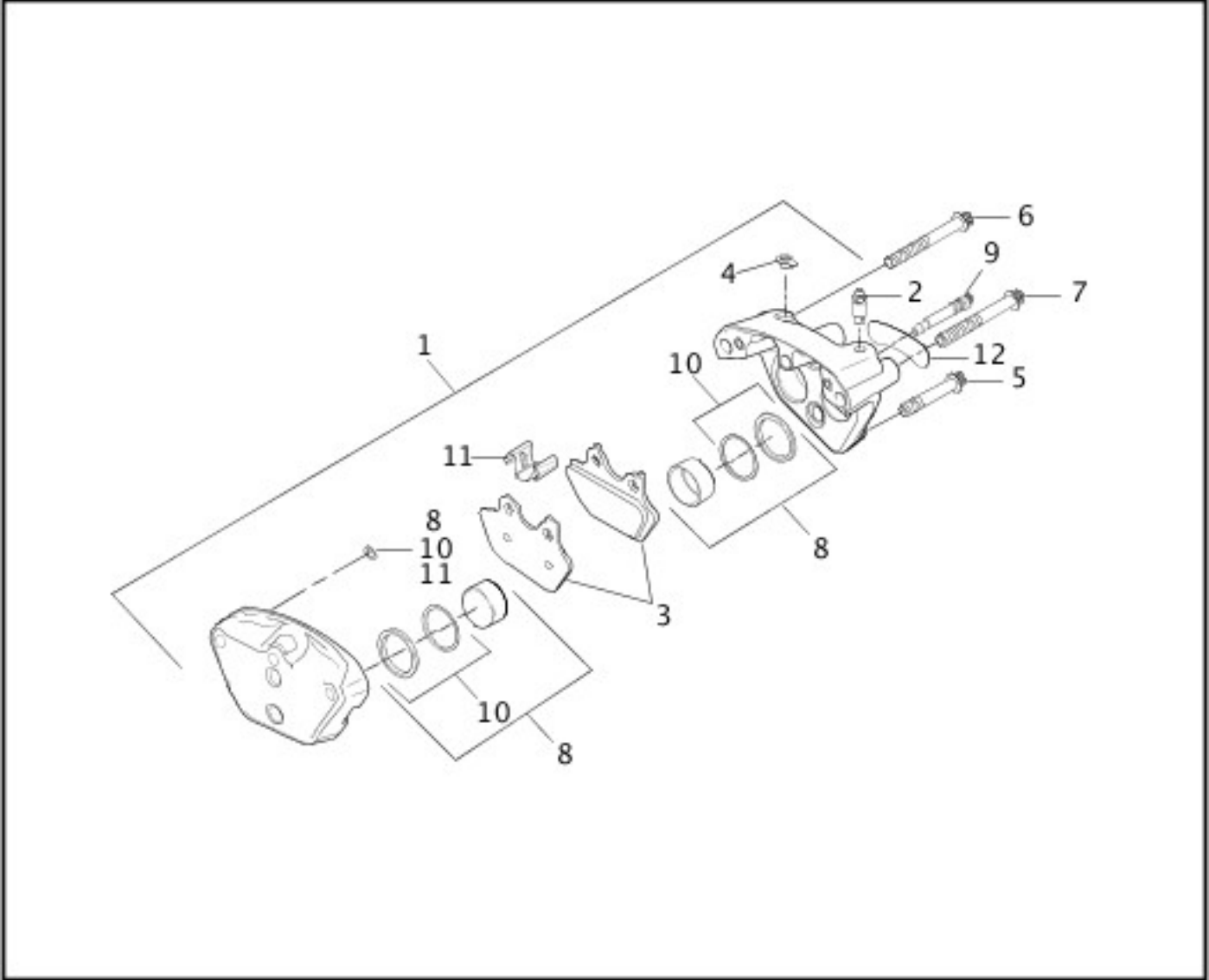
REAR BRAKE CONTROL - 883/1200 CUSTOM



[View interactive table](#)

INDEX NO.	PART NO.	DESCRIPTION	MODEL(S)
16	42580-99	BRAKE PEDAL	XL1200C, XL883C

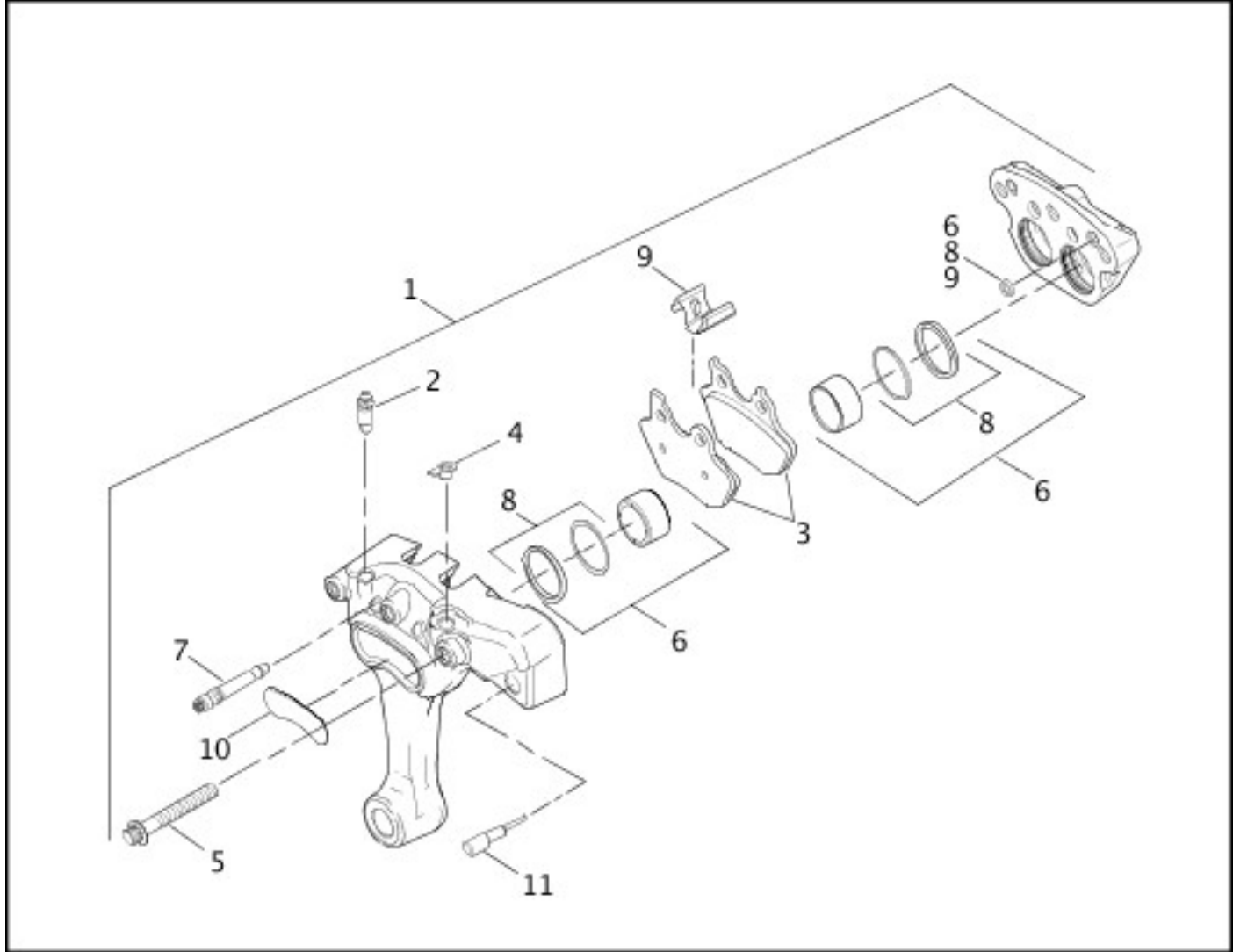
FRONT BRAKE CALIPER



[View interactive table](#)

INDEX NO.	PART NO.	DESCRIPTION	MODEL(S)
1	44023-00C	CALIPER ASSEMBLY, right	XL1200S
	44046-00D	CALIPER ASSEMBLY, left	XL1200, XL1200C, XL1200S, XL883, XL883C, XL883HUG
	44381-99C	CALIPER ASSEMBLY, left (also order 44338-00)	XL883R
	44382-99C	CALIPER ASSEMBLY, right (also order 44338-00)	XL883R
3	44082-00D	PAD KIT	ALL
11	44337-00B	SPRING KIT, anti-rattle	ALL

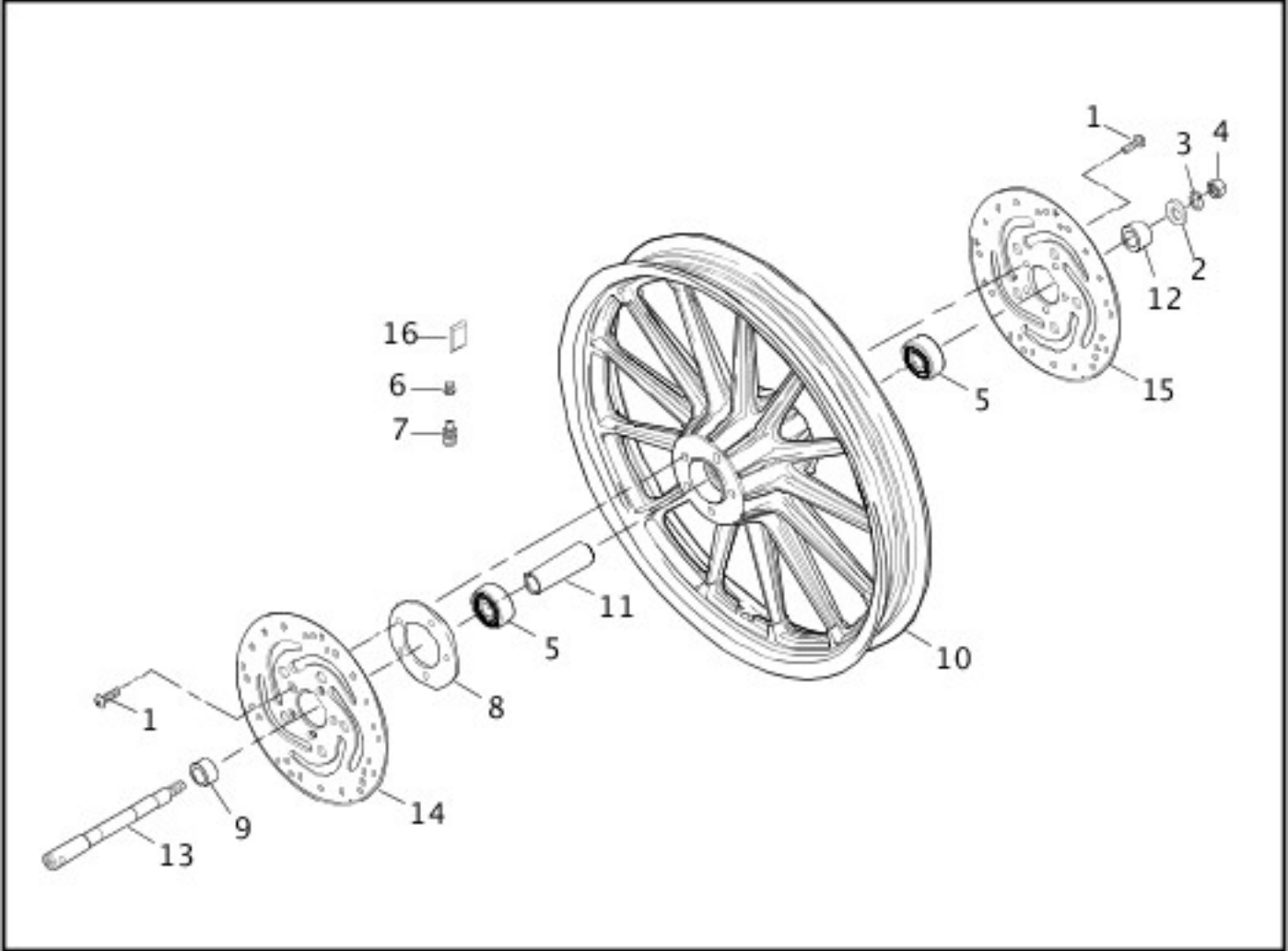
REAR BRAKE CALIPER



[View interactive table](#)

INDEX NO.	PART NO.	DESCRIPTION	MODEL(S)
1	40925-00A	CALIPER ASSEMBLY	XL1200, XL1200C, XL1200S, XL883, XL883C, XL883HUG
	40965-02A	CALIPER ASSEMBLY, silver	XL883R
3	44082-00D	PAD KIT	ALL
9	44337-00B	SPRING KIT, anti-rattle	ALL

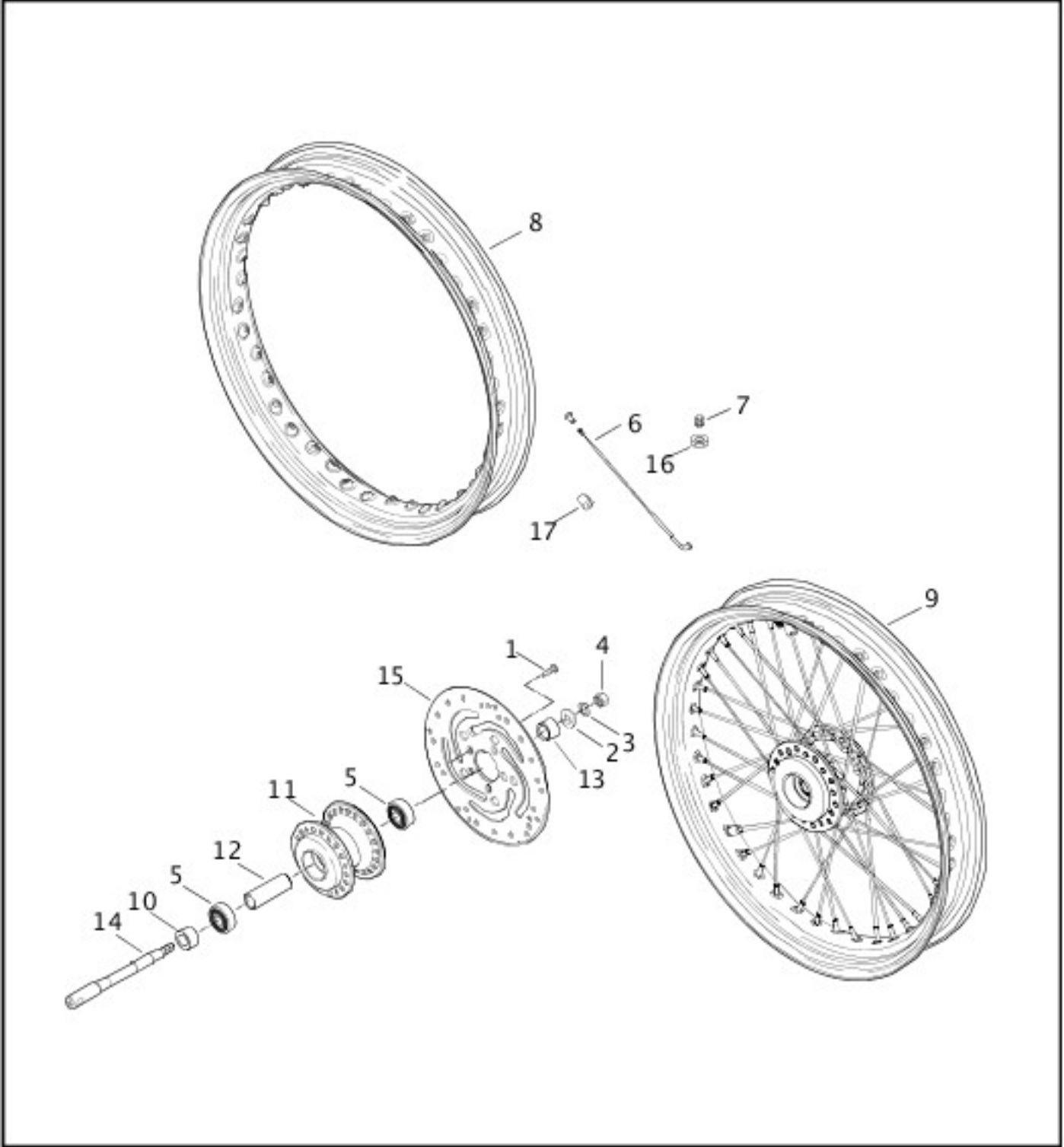
[FRONT WHEEL - CAST](#)



[View interactive table](#)

INDEX NO.	PART NO.	DESCRIPTION	MODEL(S)
10	43499-00A	WHEEL, 19 inch, 13-spoke, w/o bearings & sleeve (black)	XL1200
	43594-00A	WHEEL, 19 inch, 13-spoke, w/o bearings & sleeve (silver)	XL1200S, XL883, XL883HUG, XL883R
16	95594-84A	WHEEL WEIGHT, 5 grams (black)	XL1200, XL1200S
	95595-84A	WHEEL WEIGHT, 5 grams (silver)	XL883, XL883HUG, XL883R

[FRONT WHEEL - LACED](#)

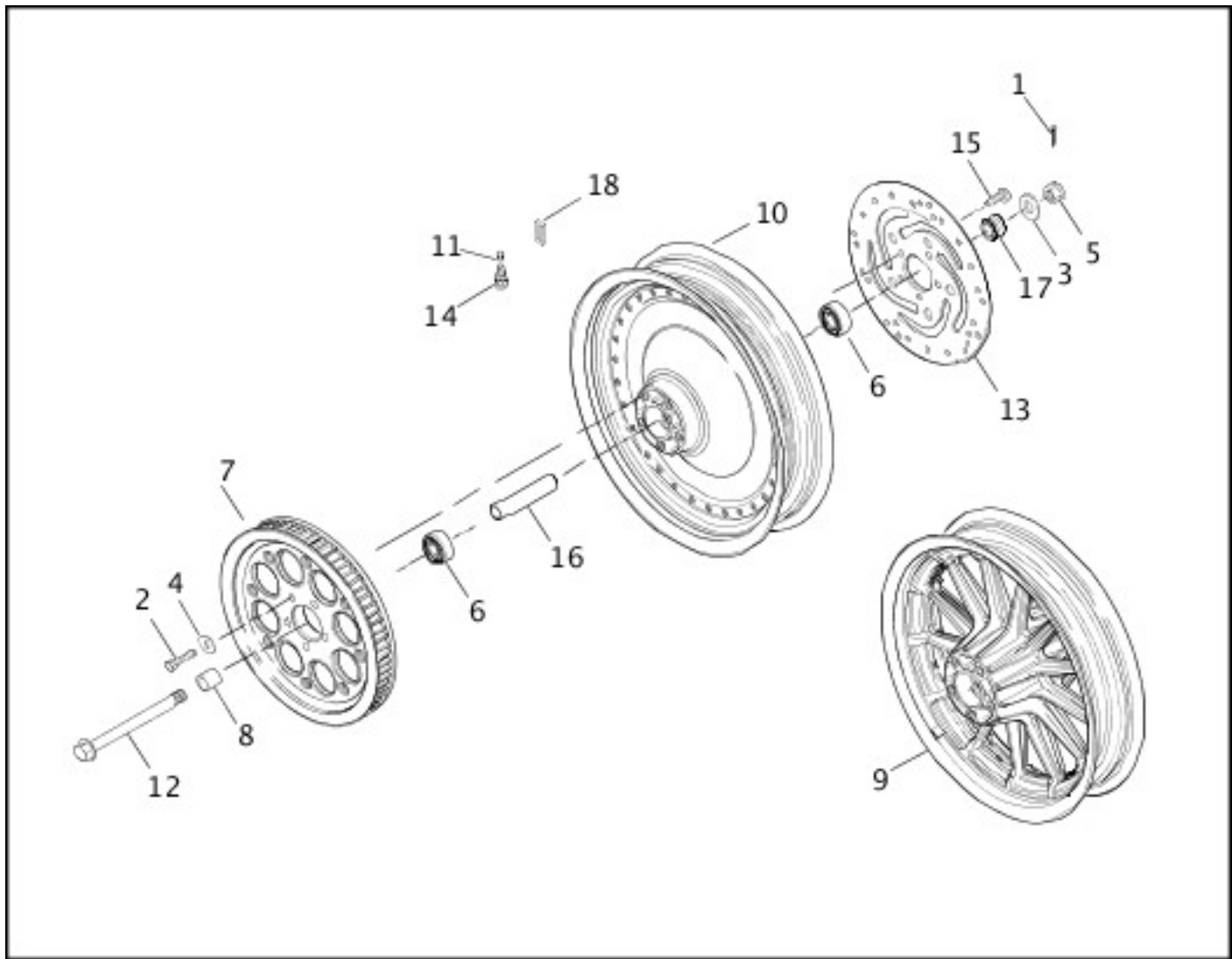


[View interactive table](#)

INDEX NO.	PART NO.	DESCRIPTION	MODEL(S)
6	40759-05	SPOKE AND NIPPLE KIT, 21 inch rim, long, set of 20	XL1200C, XL883C
	40760-05	SPOKE AND NIPPLE KIT, 21 inch rim, short, set of 20	XL1200C, XL883C
	40761-05	SPOKE AND NIPPLE KIT, 19 inch rim, short, set of 20	XL1200, XL883, XL883HUG
	40762-05	SPOKE AND NIPPLE KIT, 19 inch rim, long, set of 20	XL1200, XL883, XL883HUG
8	43001-06	RIM, 19 inch (chrome)	XL1200, XL883, XL883HUG
9	43312-05A	WHEEL ASSEMBLY, 19 inch, w/ 40761-05, 40762-05, 43001-06 & hub, w/o bearings & sleeve	XL1200, XL883, XL883HUG

	43557-05A	WHEEL ASSEMBLY, 21 inch, w/ 40759-05, 40760-05, 43662-08B & hub, w/o bearings & sleeve	XL1200C, XL883C

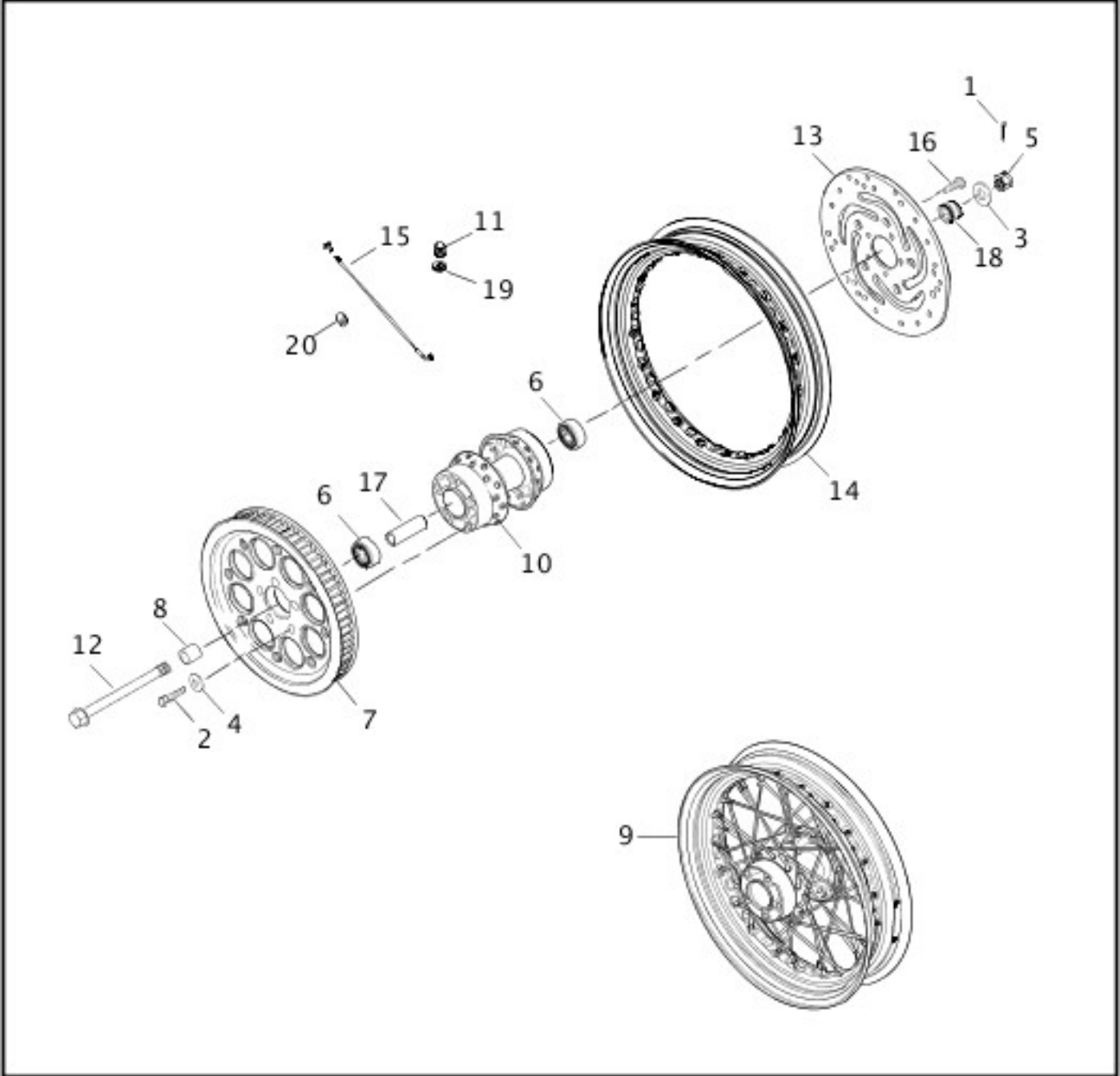
REAR WHEEL - CAST



[View interactive table](#)

INDEX NO.	PART NO.	DESCRIPTION	MODEL(S)
9	40992-00A	WHEEL, 16 inch, 13-spoke, w/o bearings & sleeve (silver)	XL1200S, XL883, XL883HUG
	41012-00A	WHEEL, 16 inch, 13-spoke, w/o bearings & sleeve (black)	XL1200
10	41013-00A	WHEEL, 16 inch, solid with slots, w/o bearings & sleeve (chrome)	XL1200C
	41058-00A	WHEEL, 16 inch, solid with holes, w/o bearings & sleeve (silver)	XL883C
18	95595-84A	WHEEL WEIGHT, 5 grams (4)	ALL

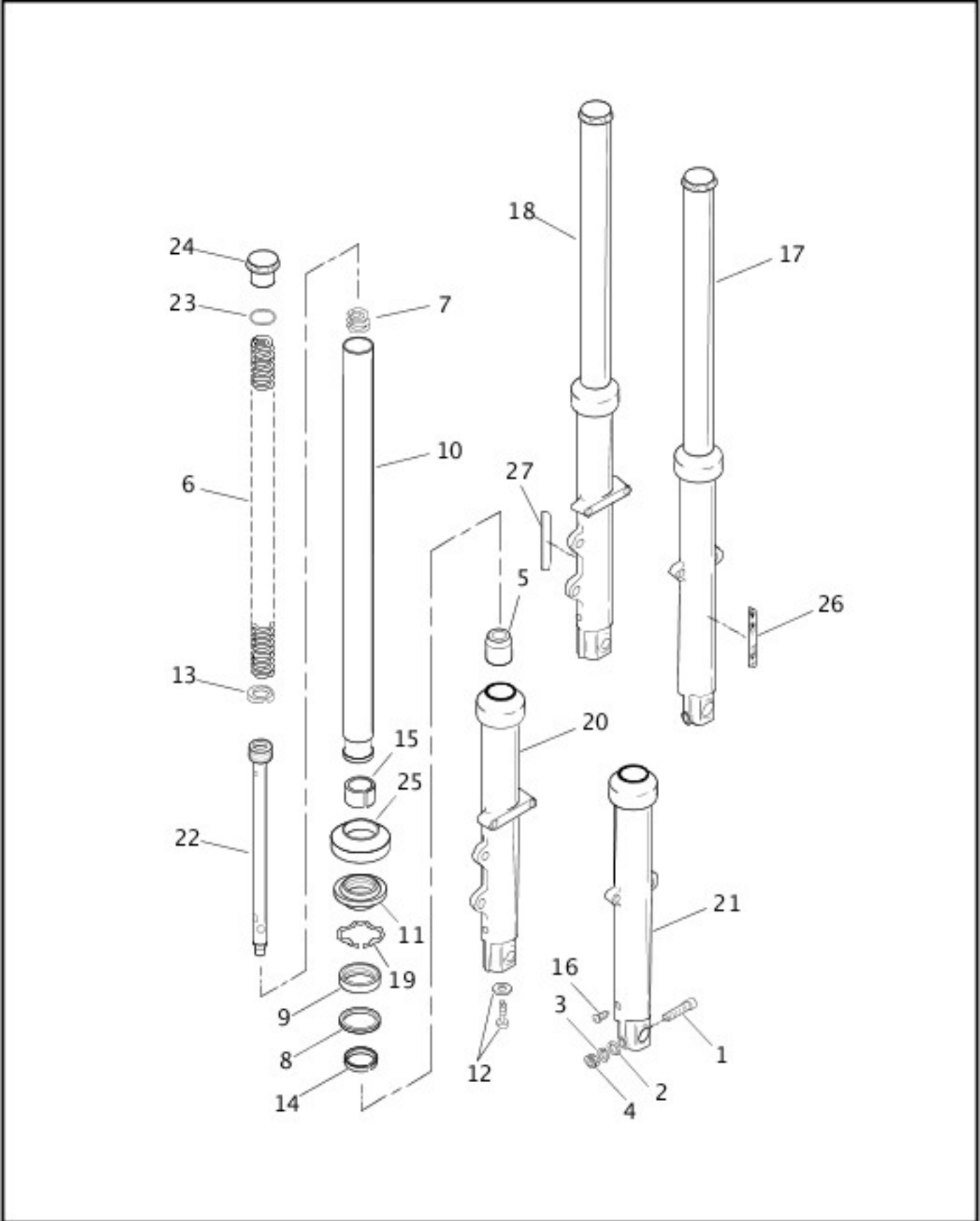
REAR WHEEL - LACED



[View interactive table](#)

INDEX NO.	PART NO.	DESCRIPTION	MODEL(S)
9	40975-05A	WHEEL ASSEMBLY, 16 inch, w/ 43085-87, 43241-05 & hub, w/o bearings & sleeve (chrome)	XL1200, XL883, XL883HUG
15	43241-05	SPOKE AND NIPPLE KIT, 16 inch rim, set of 20	XL1200, XL883, XL883HUG

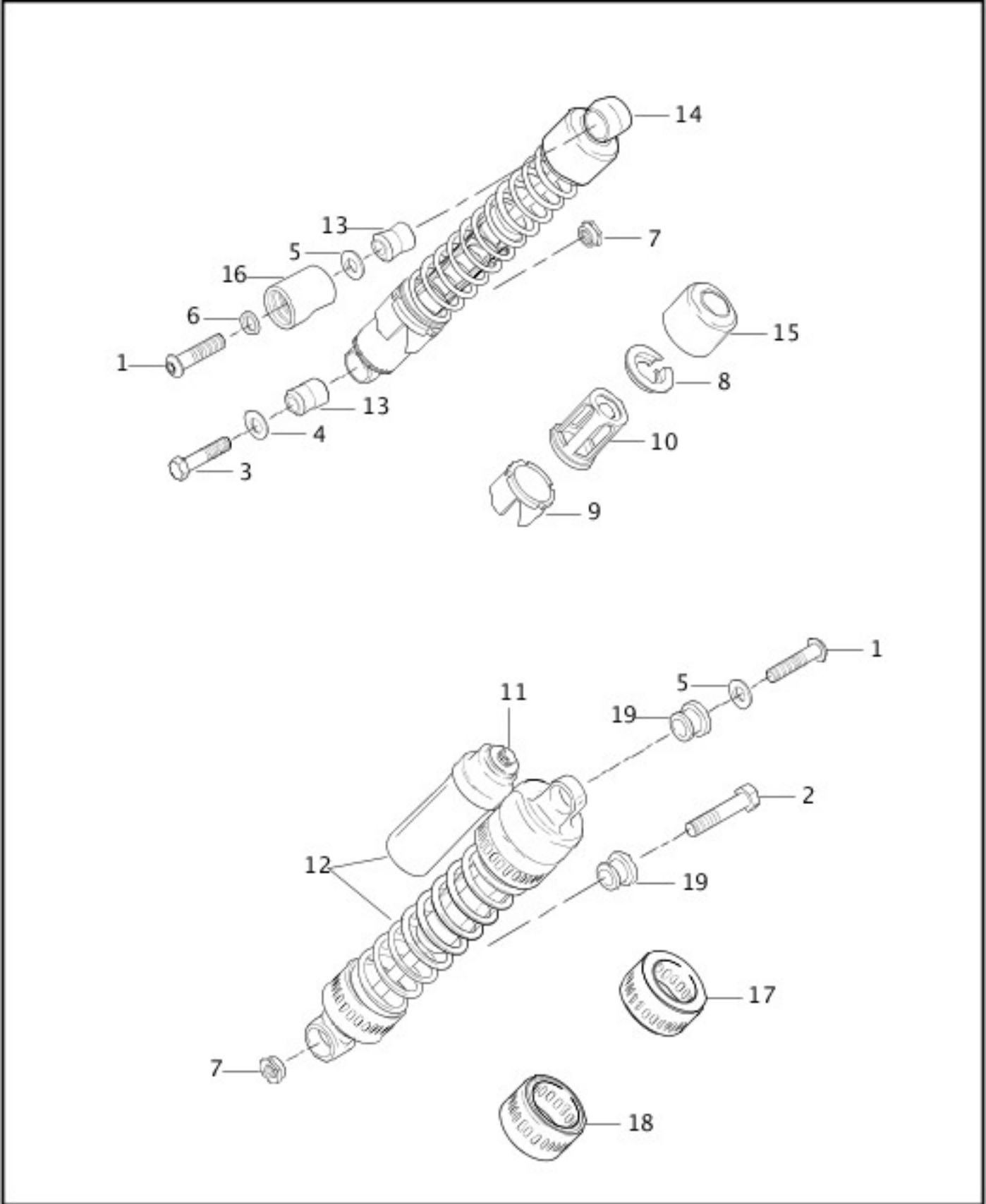
FRONT FORK



[View interactive table](#)

INDEX NO.	PART NO.	DESCRIPTION	MODEL(S)
	45974-02	FORK SLIDER AND TUBE ASSEMBLY, right	XL883R

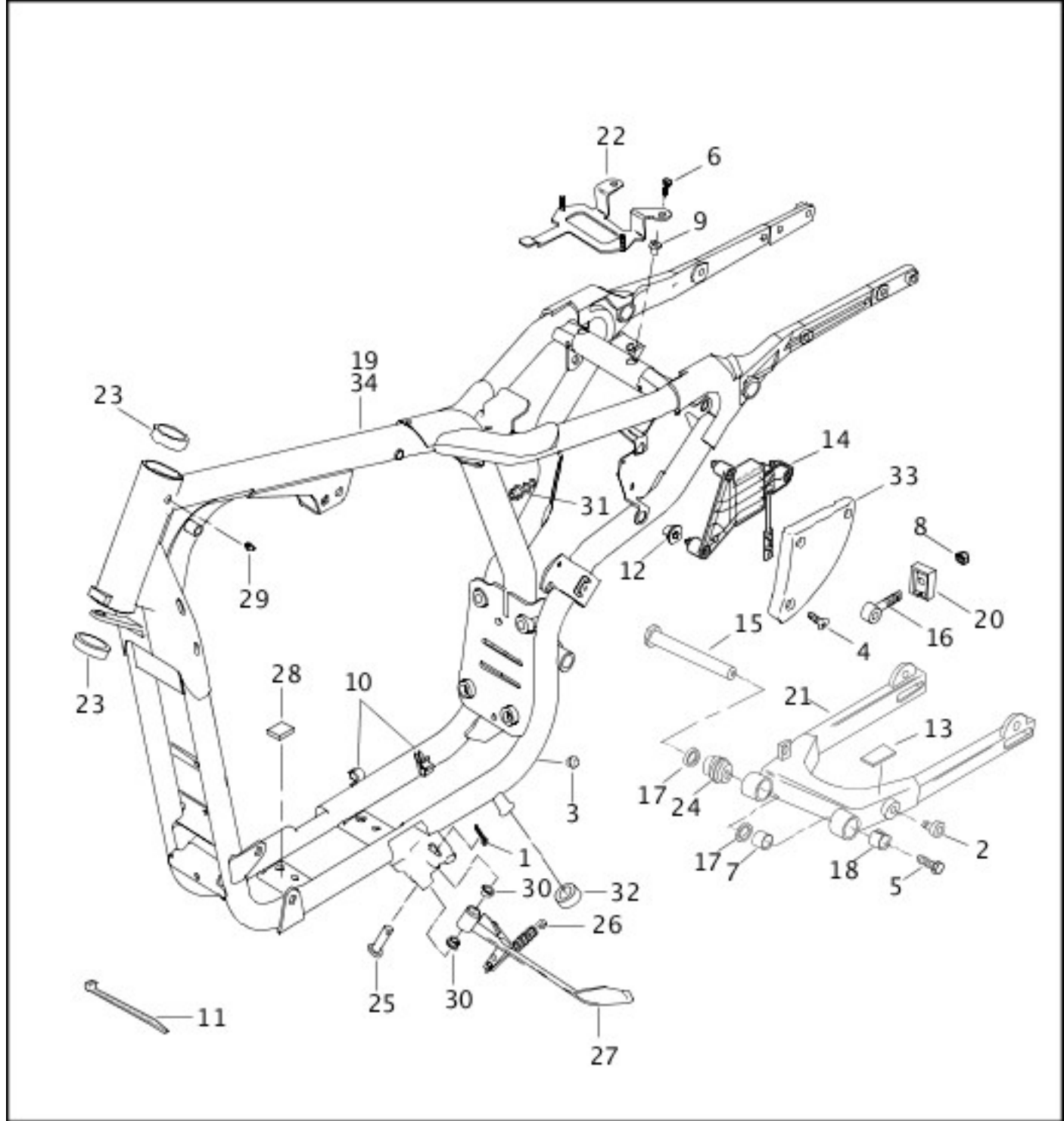
SHOCK ABSORBERS



View interactive table

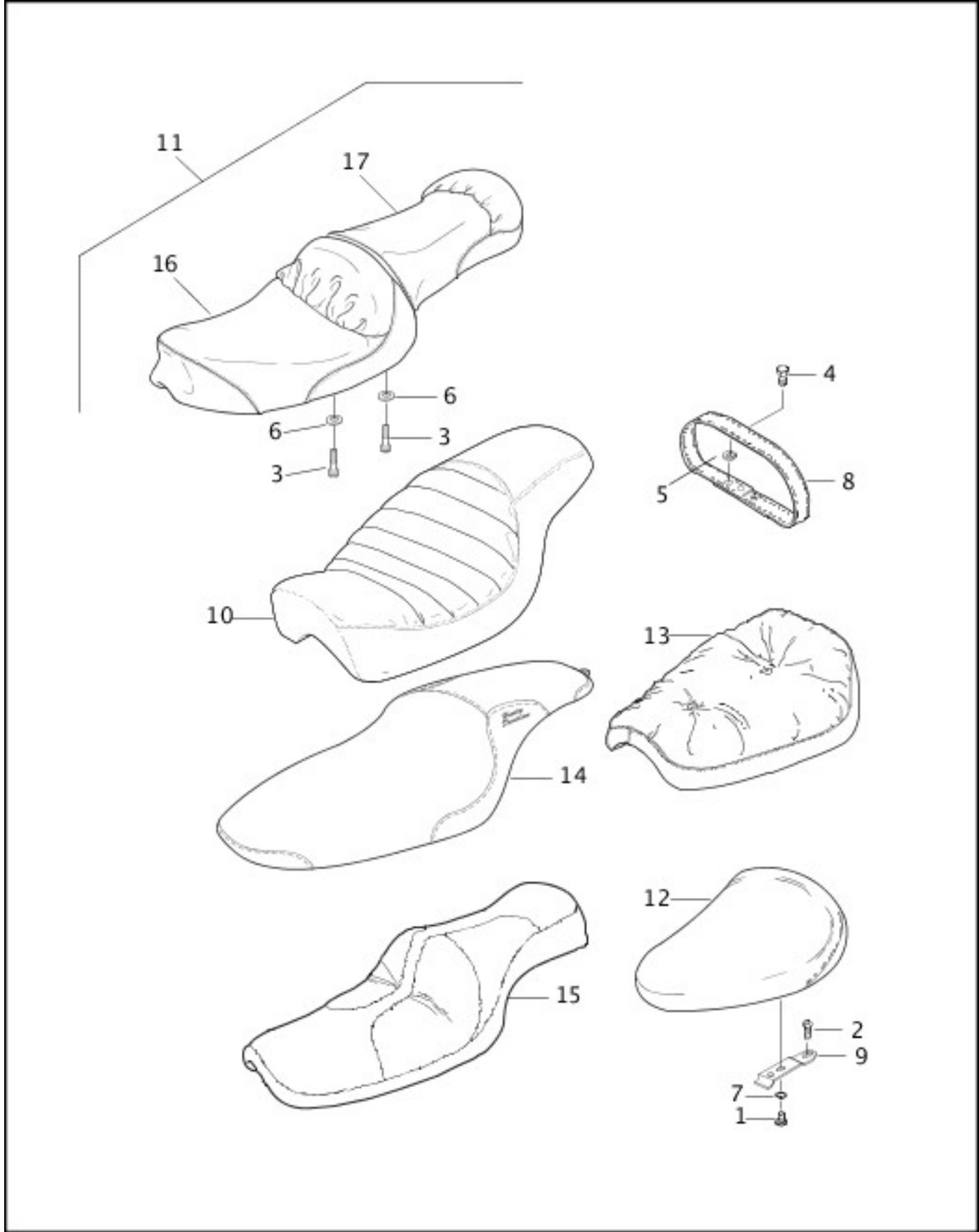
INDEX NO.	PART NO.	DESCRIPTION	MODEL(S)
1	3378	SCREW (2)	ALL

[FRAME, REAR FORK, & JIFFY STAND](#)



[View interactive table](#)

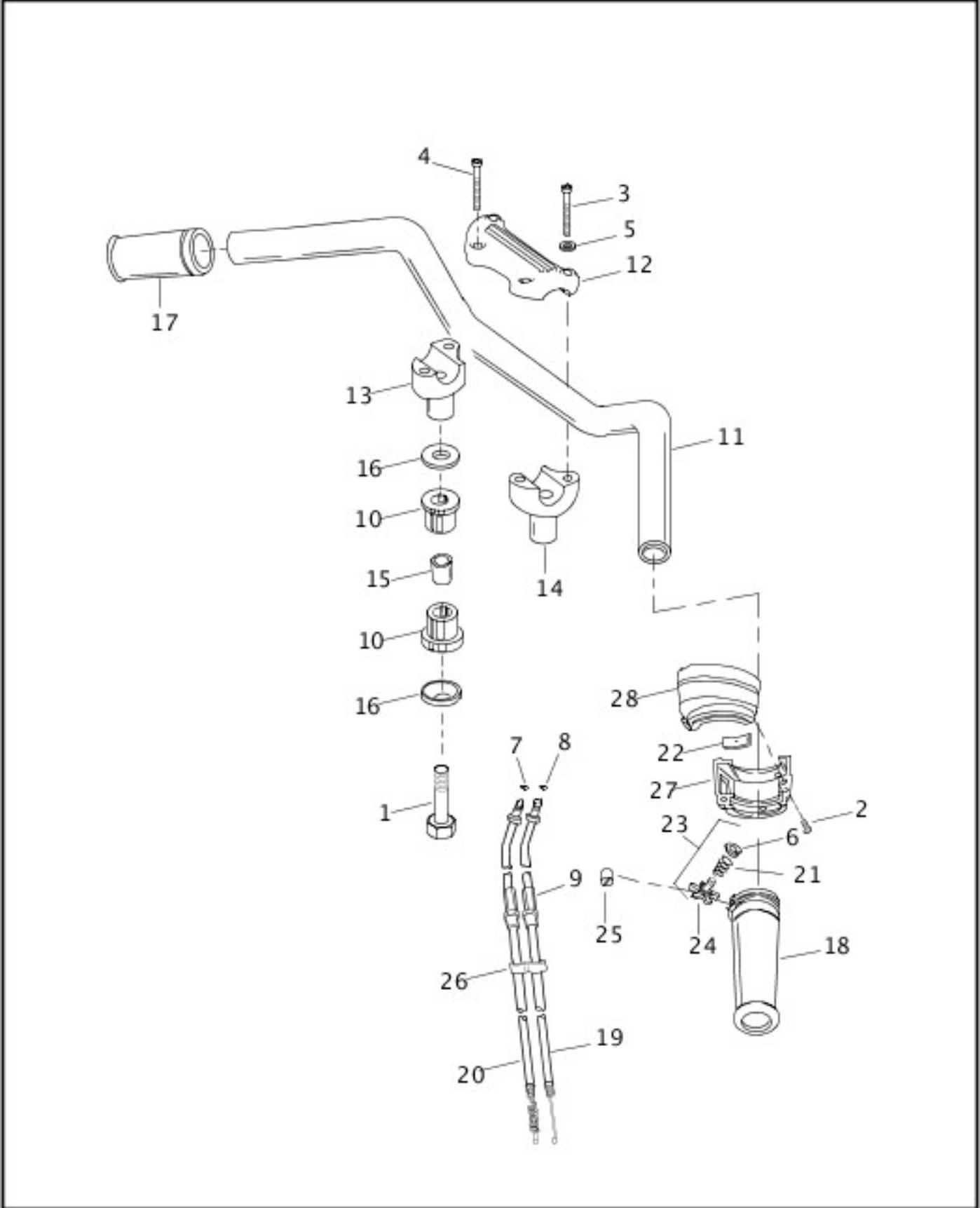
INDEX NO.	PART NO.	DESCRIPTION	MODEL(S)
1	554A	COTTER PIN	ALL
11	11321	CABLE STRAP, main harness (2)	ALL
12	11491A	GROMMET, electrical bracket (3)	ALL
13	15368-01A	LABEL, warning	ALL
30	53176-08	BUSHING (2)	ALL
32	62122-89A	BUMPER	ALL
	66392-02	SIDE COVER, electrical bracket (flat black)	XL883R



[View interactive table](#)

INDEX NO.	PART NO.	DESCRIPTION	MODEL(S)
2	2952A	SCREW, seat mounting	ALL
9	51652-97A	BRACKET, seat mounting	XL1200, XL1200C, XL883, XL883HUG, XL883R
10	51926-02	SEAT	XL883R

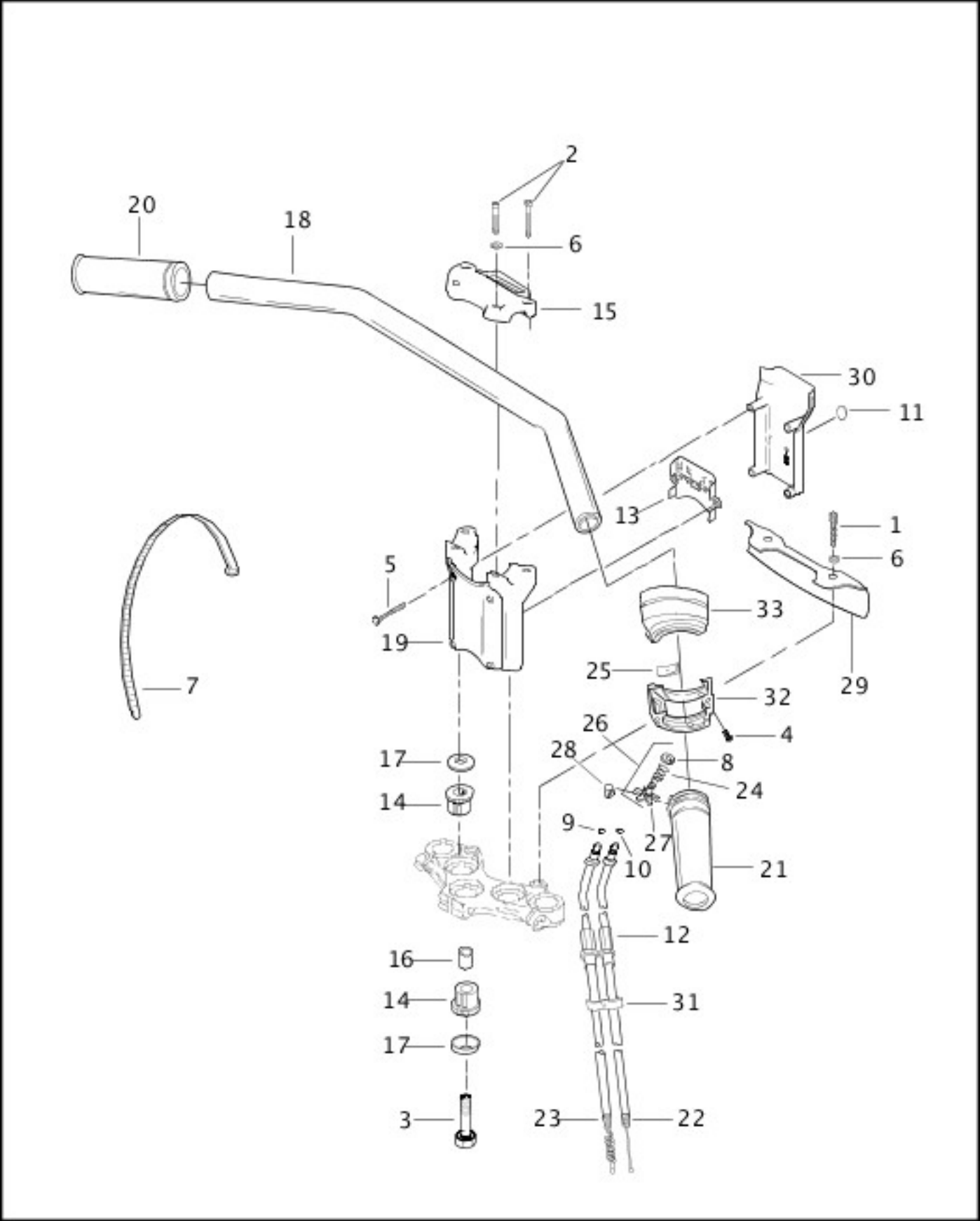
[HANDLEBAR & THROTTLE CONTROL](#)



[View interactive table](#)

INDEX NO.	PART NO.	DESCRIPTION	MODEL(S)
9	38653-01	BOOT, throttle cable	XL1200, XL1200S, XL883, XL883HUG, XL883R

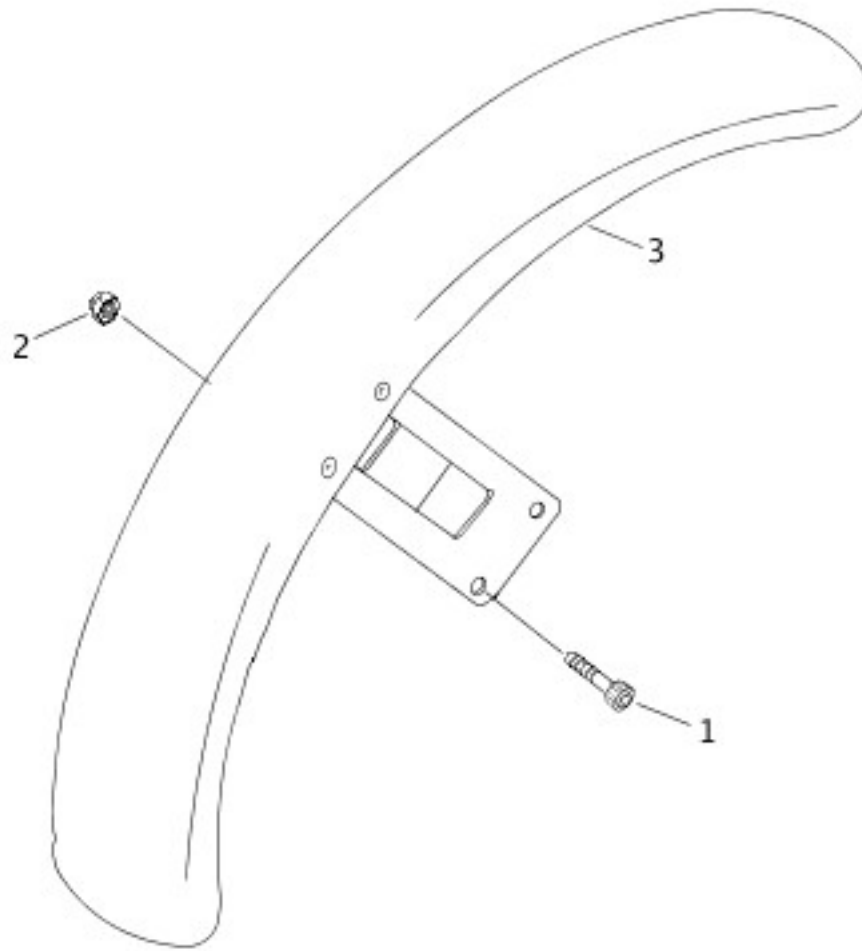
[HANDLEBAR AND THROTTLE CONTROL - 883/1200 CUSTOM](#)



[View interactive table](#)

INDEX NO.	PART NO.	DESCRIPTION	MODEL(S)
12	38653-01	BOOT, throttle cable	XL1200C, XL883C

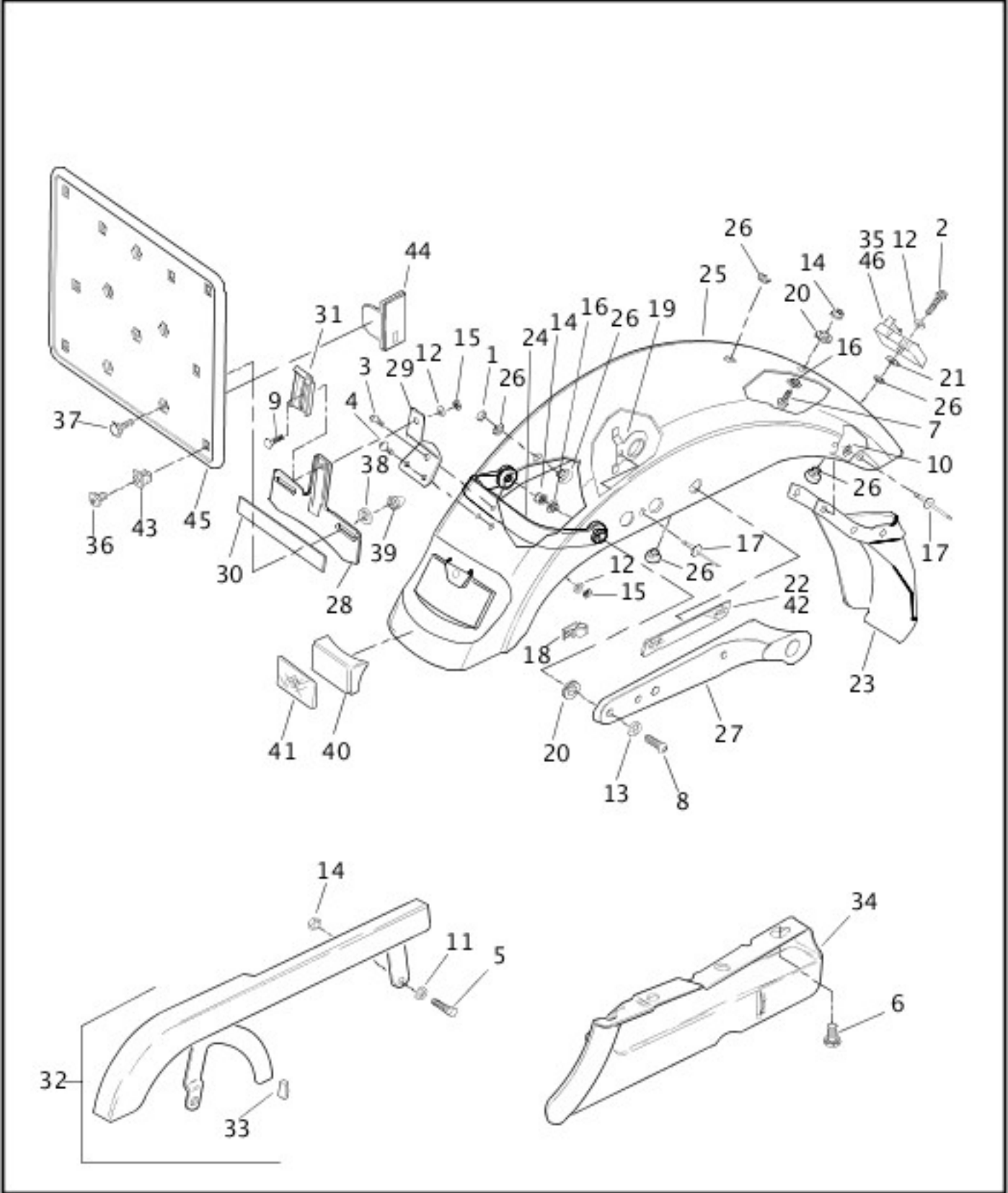
FRONT FENDER



[View interactive table](#)

INDEX NO.	PART NO.	DESCRIPTION	MODEL(S)
3	58998-83E	FRONT FENDER, prime	ALL

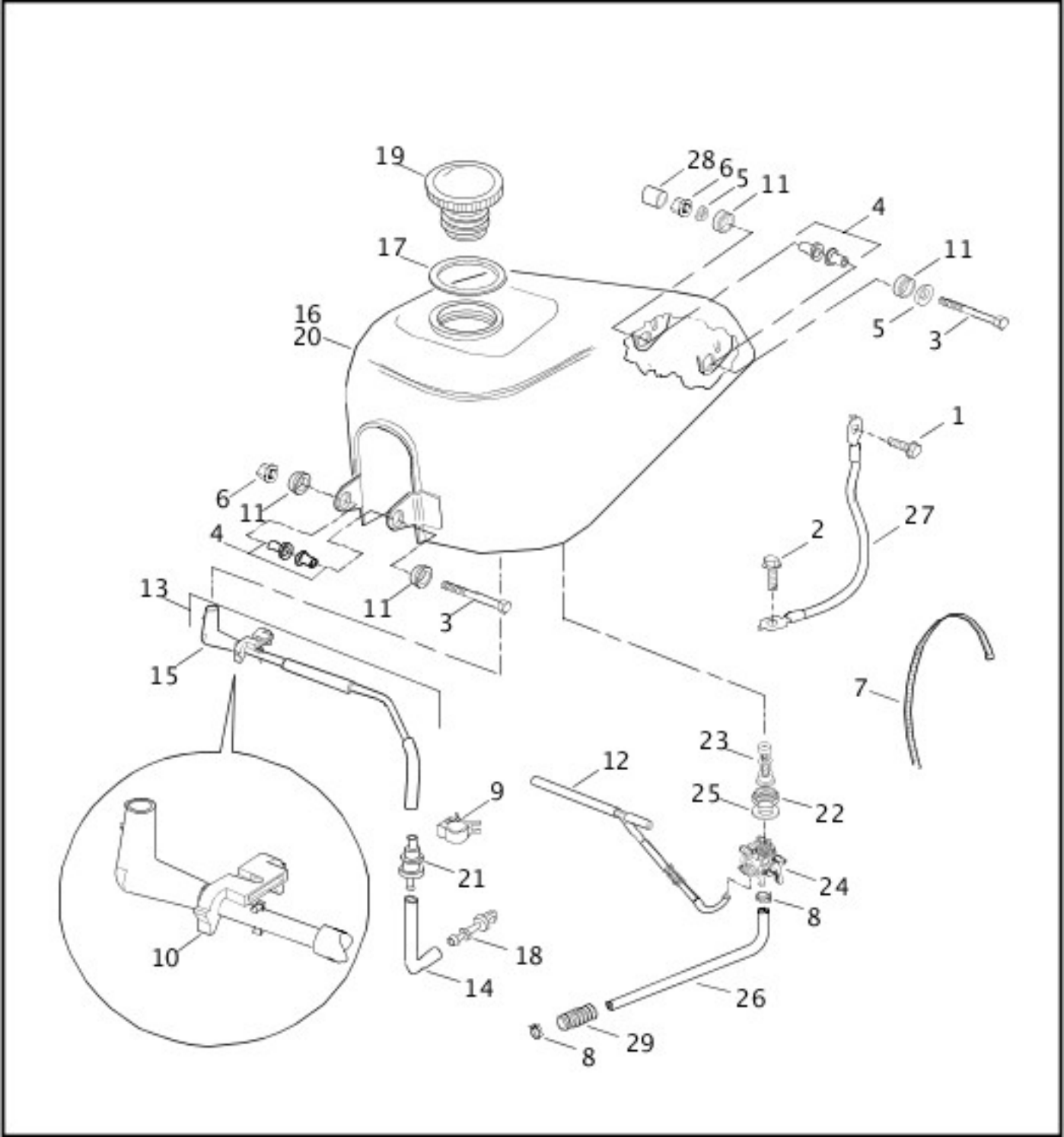
[REAR FENDER & BELT GUARDS \(1 OF 2\)](#)



[View interactive table](#)

INDEX NO.	PART NO.	DESCRIPTION	MODEL(S)
32	60381-00	BELT GUARD KIT, w/ 60419-91 (black)	ALL


[FUEL TANK](#)



[View interactive table](#)

INDEX NO.	PART NO.	DESCRIPTION	MODEL(S)
13	27067-98A	TUBE, tank to valve, w/ 27250-96B	ALL
15	27250-96B	CONNECTOR, elbow, 90 degree	ALL
16	48403-03	PROTECTIVE TAPE	XL883R
19	61272-92C	FILLER CAP	ALL
20	61348-03	FUEL TANK ASSEMBLY (prime)	ALL
24	62169-02A	FUEL VALVE, w/ gasket	ALL
29	62555-95	INSULATOR, 1/2 inch I.D. (nylon) (8 feet)	ALL

[FUEL TANK TRIM](#)

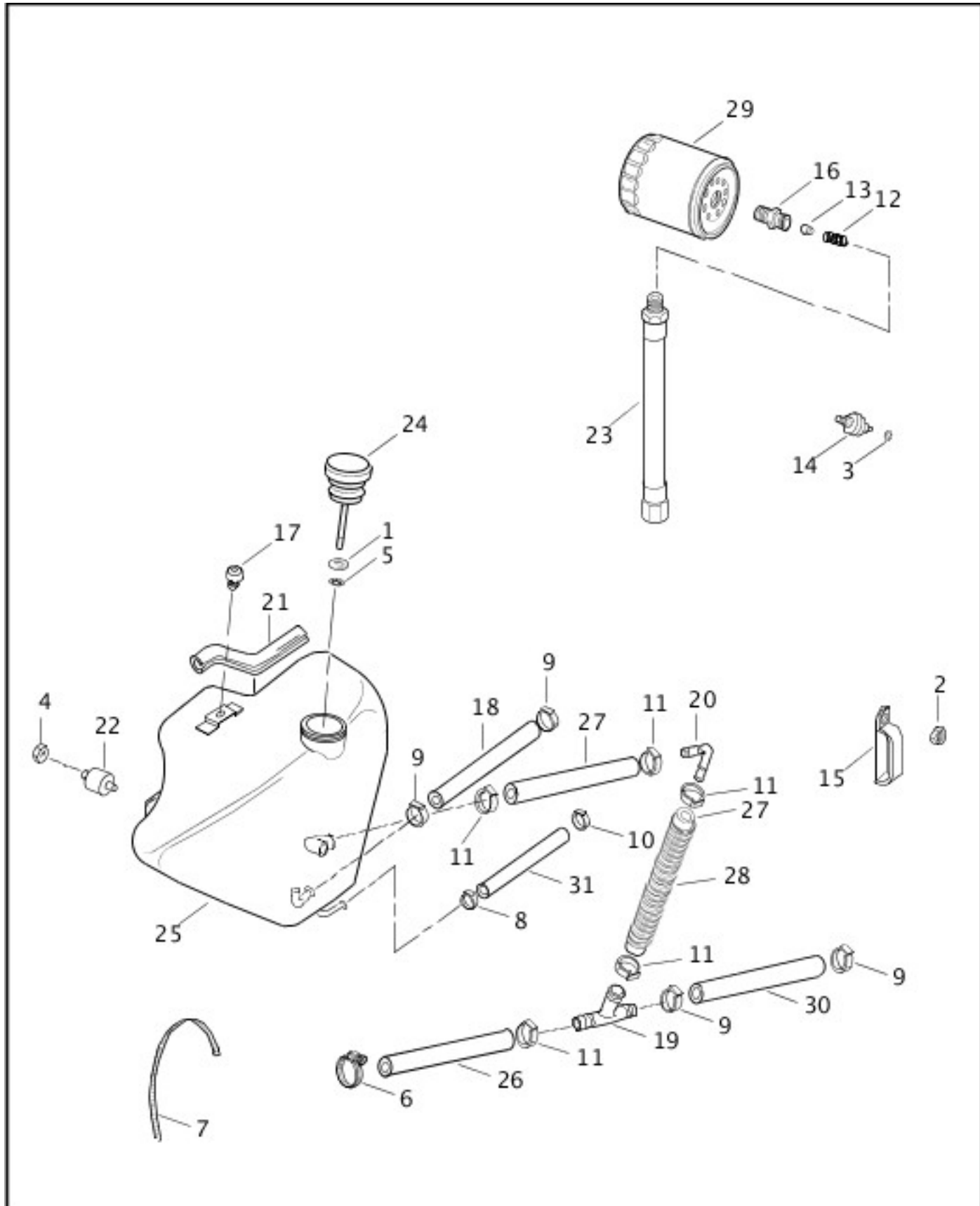


[View interactive table](#)

INDEX NO.	PART NO.	DESCRIPTION	MODEL(S)
1	13538-02	DECAL, left	XL883R
	13539-02	DECAL, right	XL883R
2	13540-02	DECAL (2)	XL883, XL883HUG
3	13541-02	DECAL, vivid black, real red & luxury rich red	XL1200
	13542-02	DECAL, luxury blue	XL1200
4	13543-02	DECAL, left, white pearl, vivid black & real red	XL1200S

	13544-02	DECAL, right, white pearl, vivid black & real red	XL1200S
	13545-02	DECAL, left, impact blue & jade sunglo	XL1200S
	13546-02	DECAL, right, impact blue & jade sunglo	XL1200S

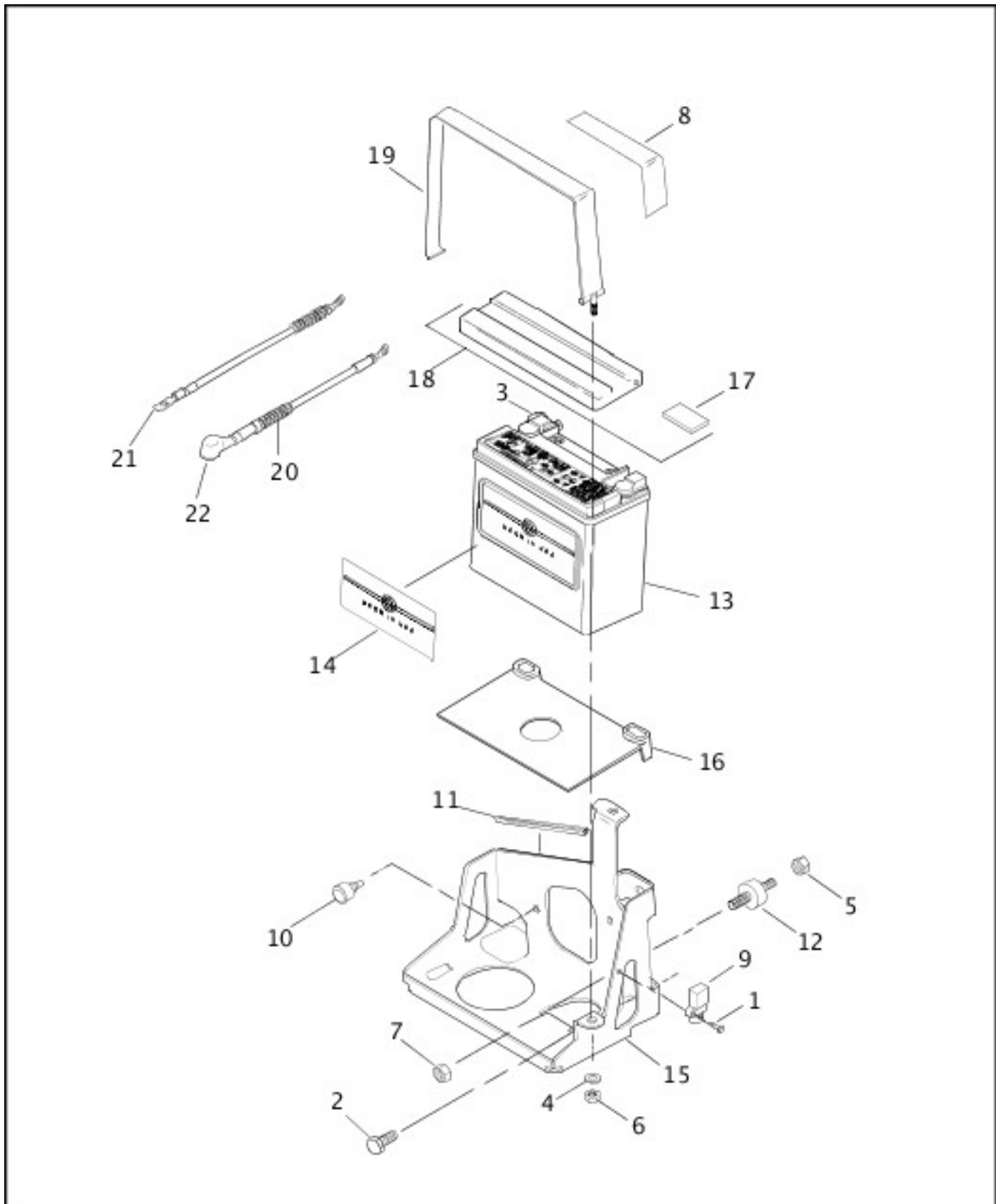
OIL TANK & FILTER



[View interactive table](#)

INDEX NO.	PART NO.	DESCRIPTION	MODEL(S)
14	26554-77B	SWITCH, oil pressure indicator	ALL
31	63501-68B	HOSE, 1/4 inch I.D. x 1/2 inch O.D. (rubber) (25 feet)	ALL

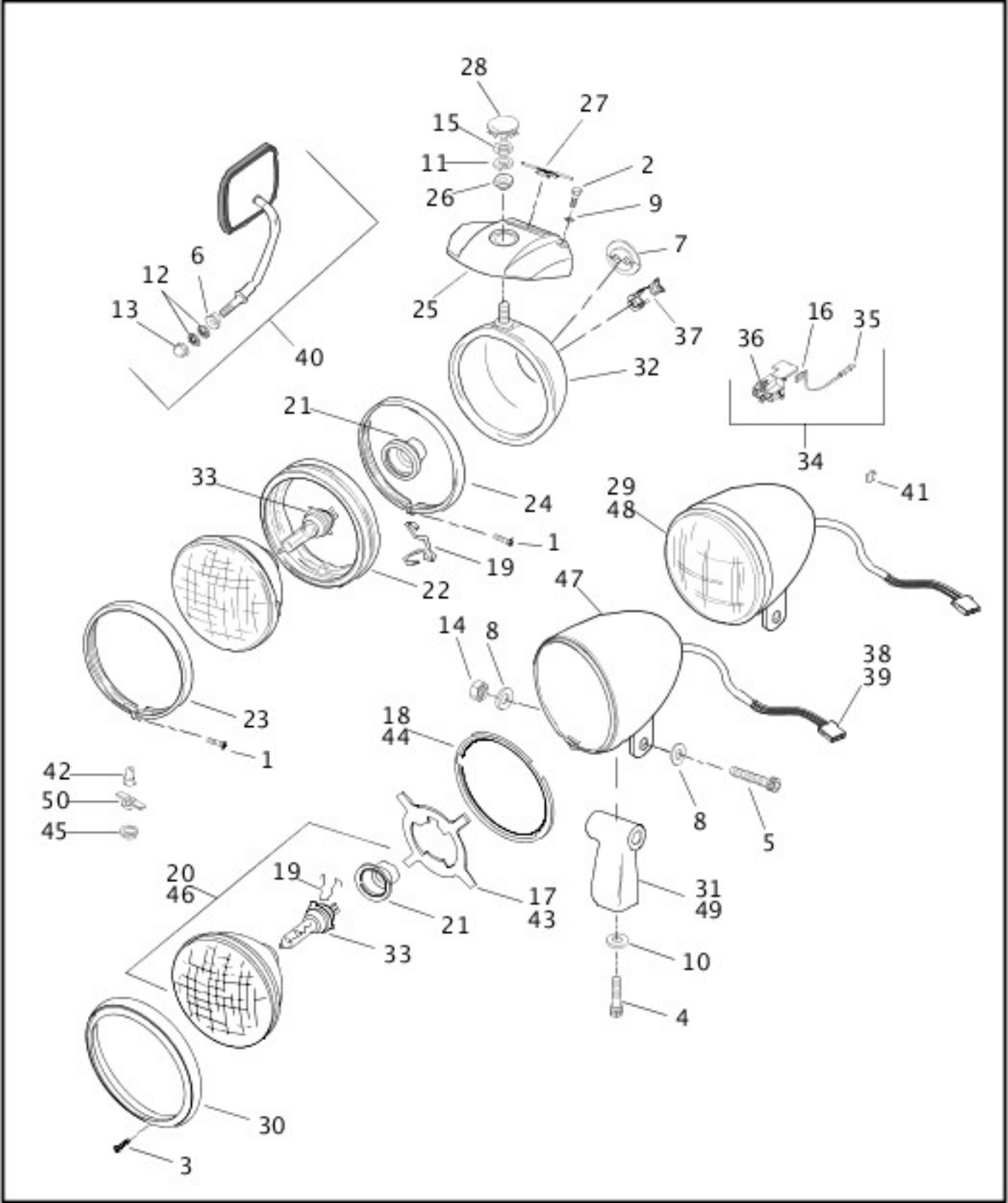
BATTERY



[View interactive table](#)

INDEX NO.	PART NO.	DESCRIPTION	MODEL(S)
3	4312C	SCREW, battery (2)	ALL
13	65989-97C	BATTERY	ALL

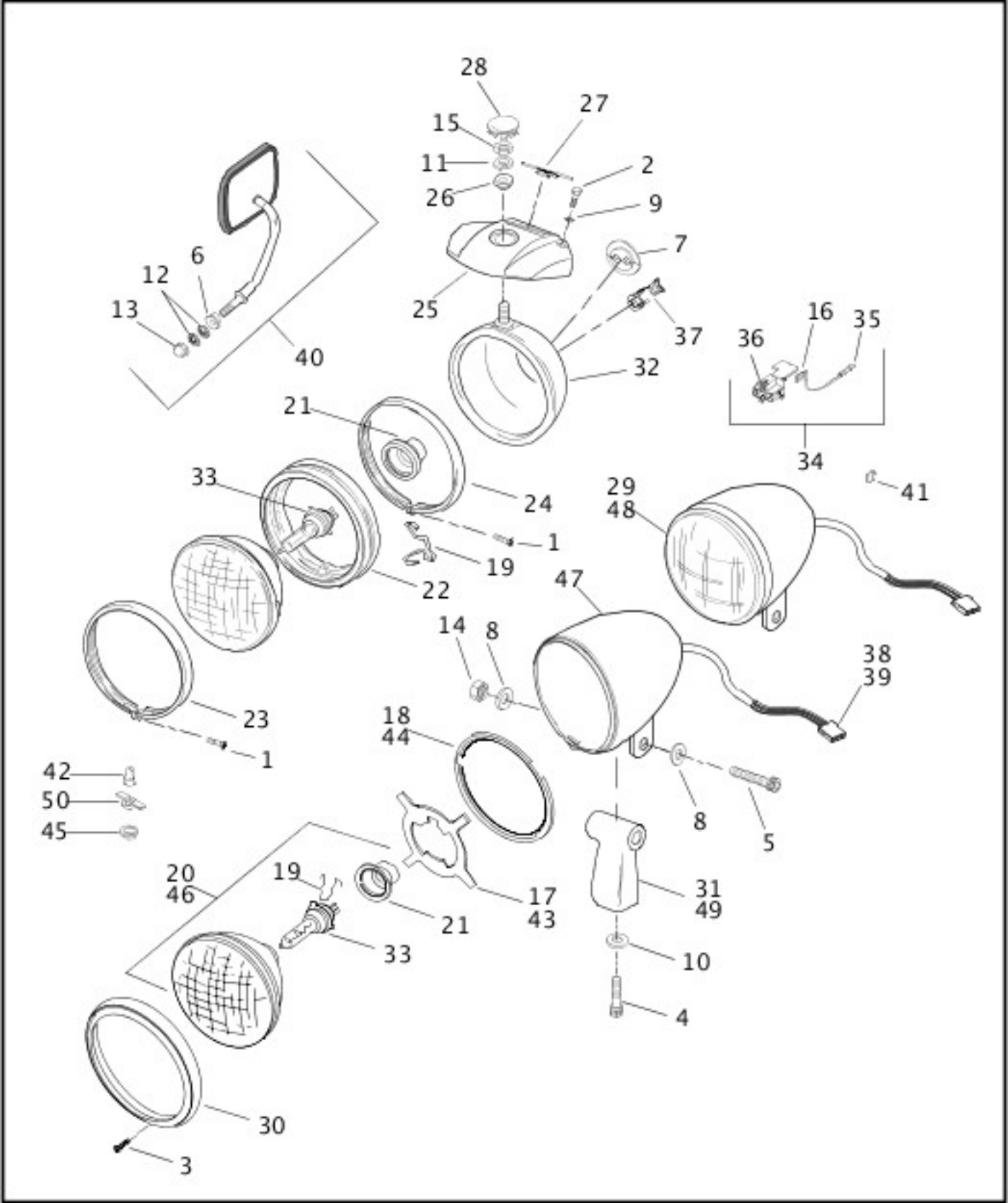
HEADLAMP & MIRROR (1 OF 2)



[View interactive table](#)

INDEX NO.	PART NO.	DESCRIPTION	MODEL(S)
17	67601-94A	GASKET, headlamp	XL1200C, XL883C
18	67603-94A	ADAPTER RING	XL1200C, XL883C

HEADLAMP & MIRROR (2 OF 2)

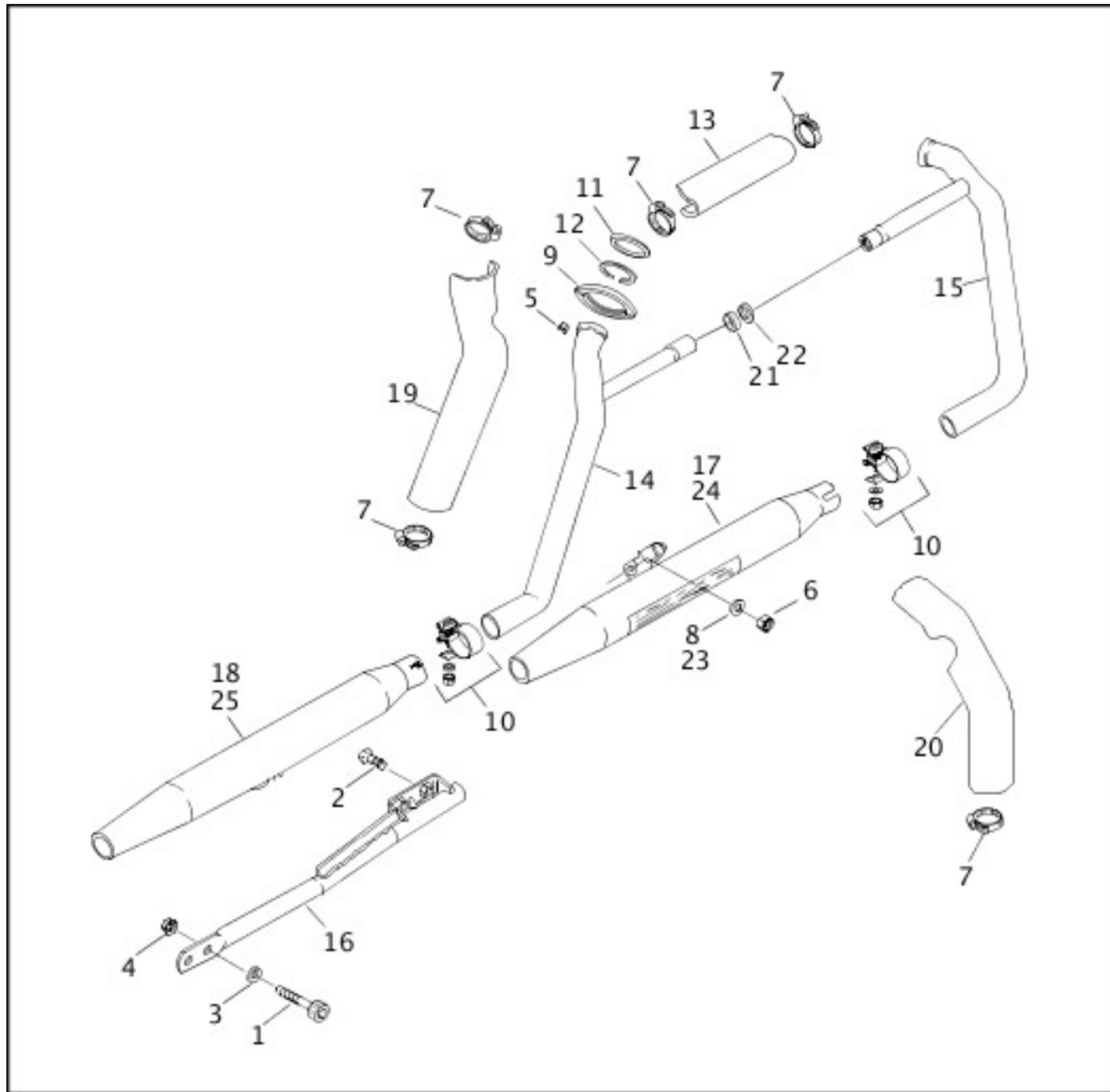


[View interactive table](#)

INDEX NO.	PART NO.	DESCRIPTION	MODEL(S)
29	67881-96B	HEADLAMP ASSEMBLY	XL1200C, XL883C
30	67894-93A	TRIM RING (chrome)	XL1200C, XL883C
33	68329-03	BULB, halogen	ALL
46	67763-92A	LENS ASSEMBLY, right dip, w/ 67691-92, 67705-92, 68329-03 & lens (HDI)	XL1200, XL1200C, XL1200S, XL883, XL883HUG, XL883R
	67781-	LENS ASSEMBLY, left dip, w/ 67691-92, 67705-92, 68329-	XL1200, XL1200C, XL1200S, XL883,

	92A	03 & lens (HDI, Australia)	XL883HUG, XL883R
47	67771-08	SHELL ASSEMBLY, headlamp (HDI, Australia, England, Japan)	XL1200C, XL883C
	67901-96A	HEADLAMP ASSEMBLY, right dip (HDI)	XL1200C, XL883C

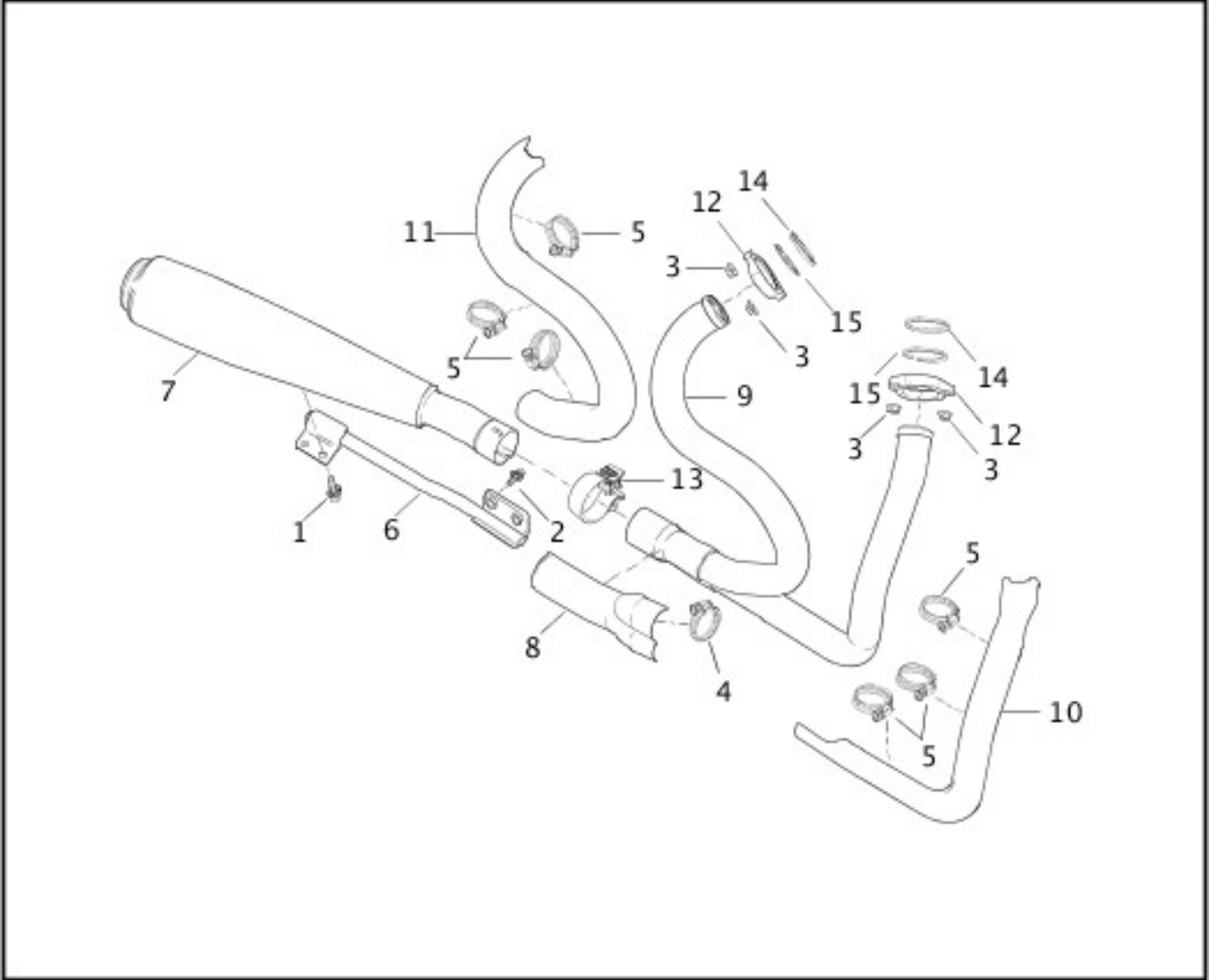
EXHAUST SYSTEM



[View interactive table](#)

INDEX NO.	PART NO.	DESCRIPTION	MODEL(S)
9	65184-02	CLAMP, exhaust pipe to manifold	ALL
10	65296-95A	CLAMP, muffler (2)	XL1200, XL1200C, XL1200S, XL883, XL883C, XL883HUG
11	65324-83B	GASKET, exhaust port (2)	ALL

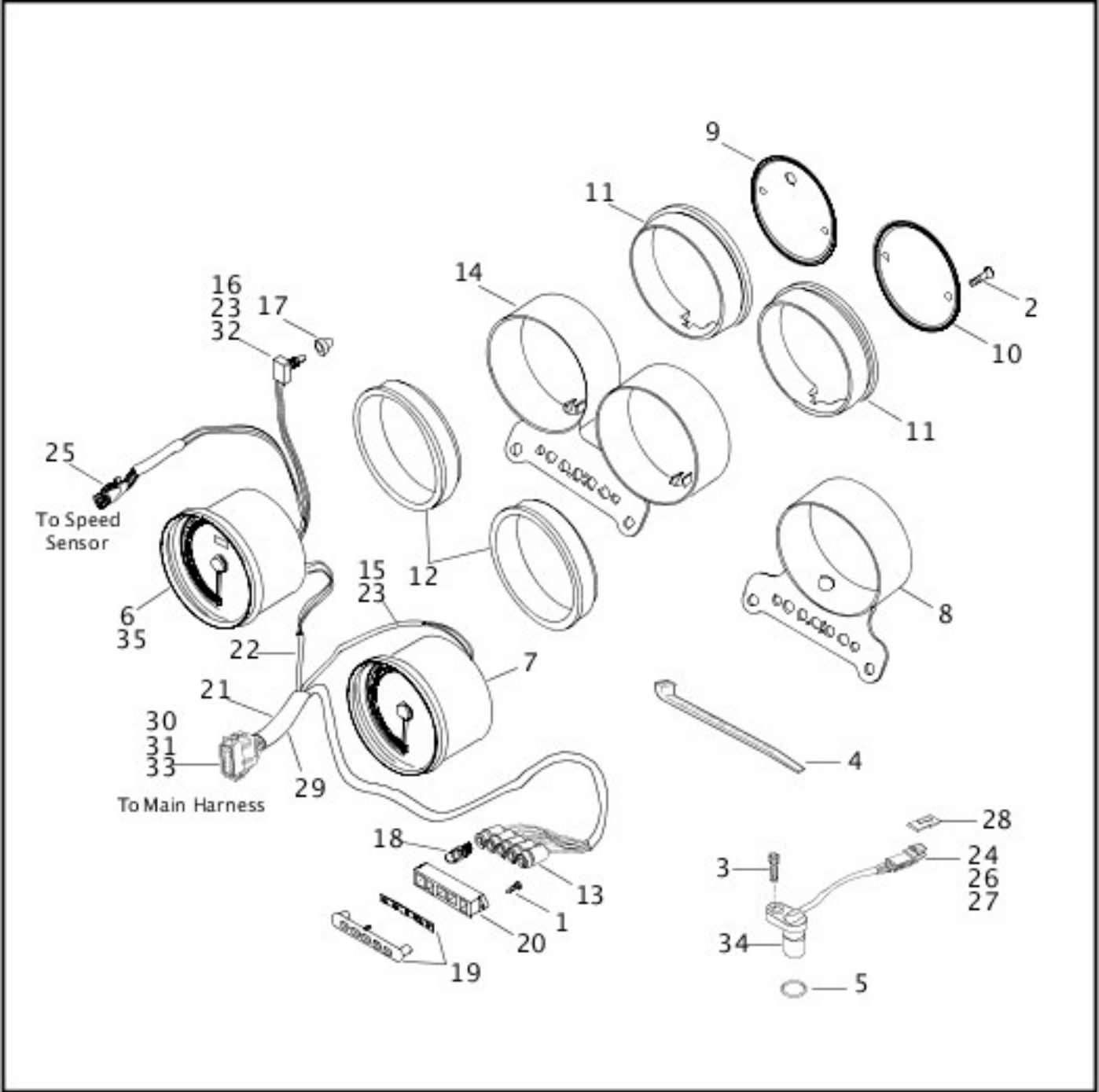
EXHAUST SYSTEM - 883R



[View interactive table](#)

INDEX NO.	PART NO.	DESCRIPTION	MODEL(S)
6	64780-02	SUPPORT BAR	XL883R
7	64783-02	MUFFLER, chrome, includes support bracket	XL883R
8	64784-02	HEAT SHIELD, collector	XL883R
9	64785-02	HEADER ASSEMBLY	XL883R
12	65184-02	EXHAUST FLANGE (2)	XL883R
13	65221-02	CLAMP	XL883R
14	65324-83B	GASKET, exhaust port (2)	XL883R

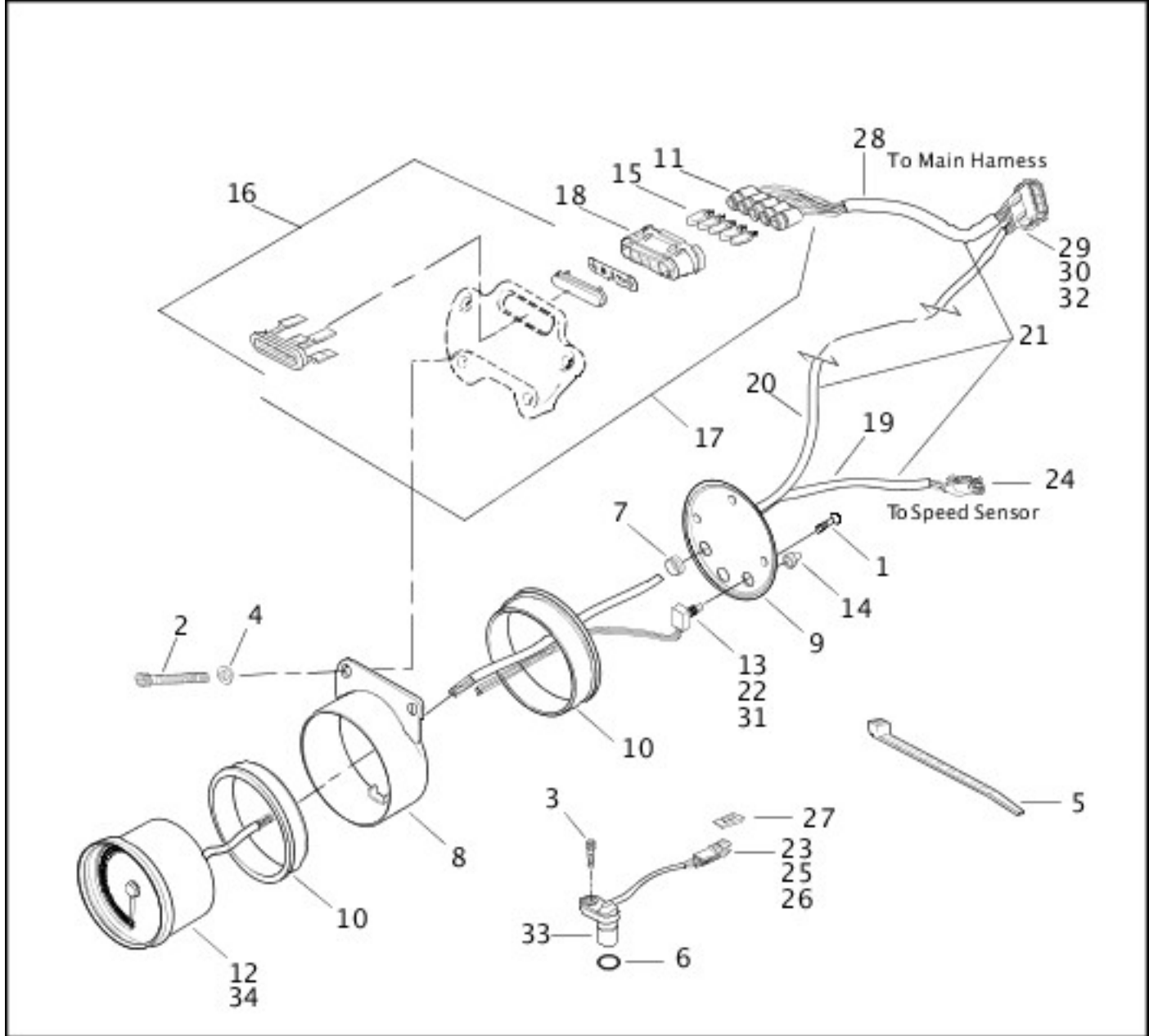
[SPEEDOMETER & TACHOMETER](#)



[View interactive table](#)

INDEX NO.	PART NO.	DESCRIPTION	MODEL(S)
12	67121-95A	CUSHION, front	XL883, XL883HUG, XL883R
15	67419-99	HARNES, tachometer, w/ 70585-93	XL1200, XL1200S
19	68513-95A	TRIM PLATE, indicator lamp	XL1200, XL1200S, XL883, XL883HUG, XL883R
34	74402-95B	SENSOR, speed	XL1200, XL1200S, XL883, XL883HUG, XL883R

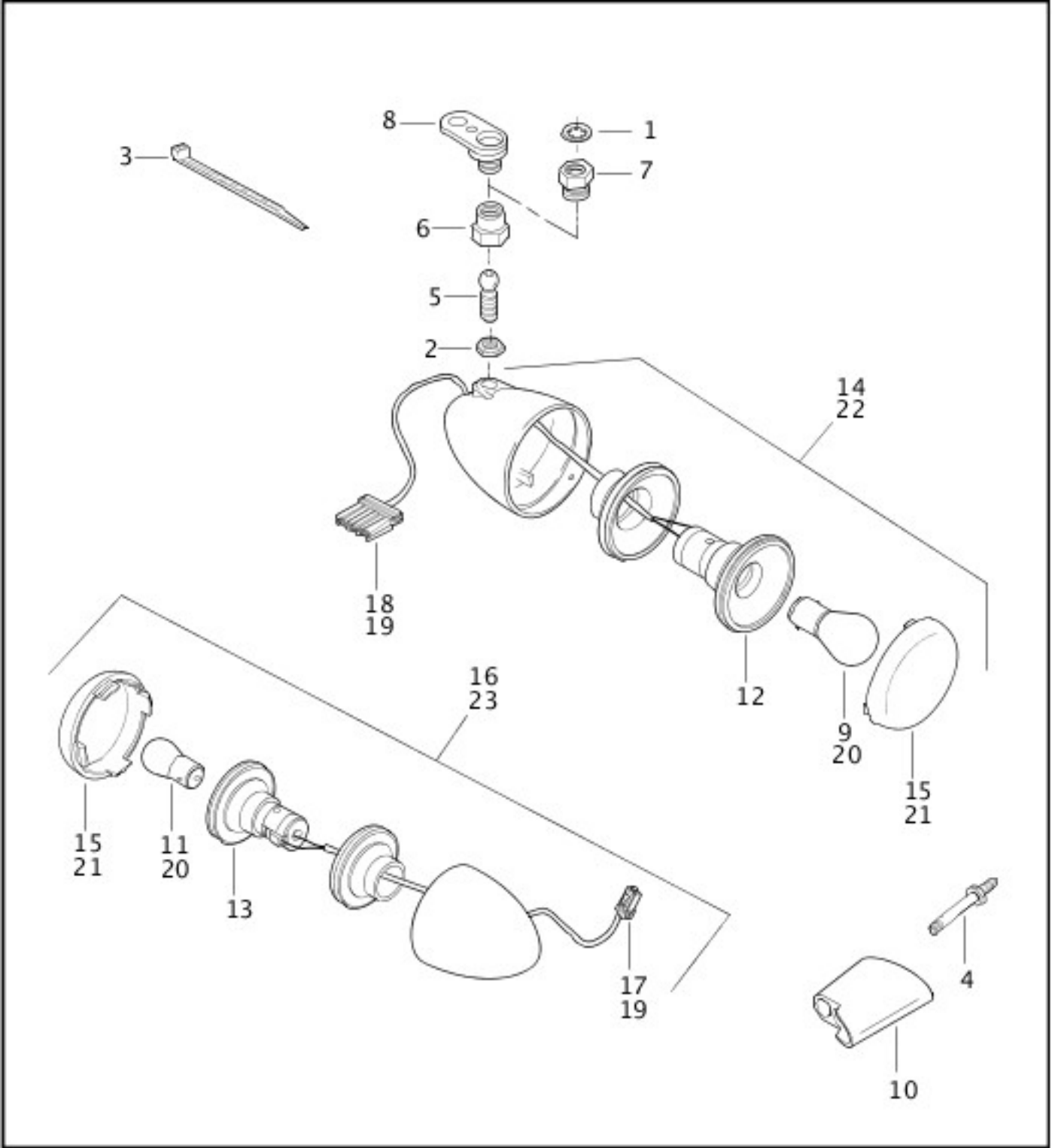
[SPEEDOMETER - 883/1200 CUSTOM](#)



[View interactive table](#)

INDEX NO.	PART NO.	DESCRIPTION	MODEL(S)
10	67121-95A	CUSHION, front & rear (2)	XL1200C, XL883C
18	68792-96	HOUSING, indicator lamp	XL1200C, XL883C
21	68870-01	HARNESS, warning lamp, w/ 5, 7, 9, 11, 13, 15, 17, 19, 20, 24, 28, 29, 30 & 32	XL1200C, XL883C
33	74402-95B	SENSOR, speed	XL1200C, XL883C

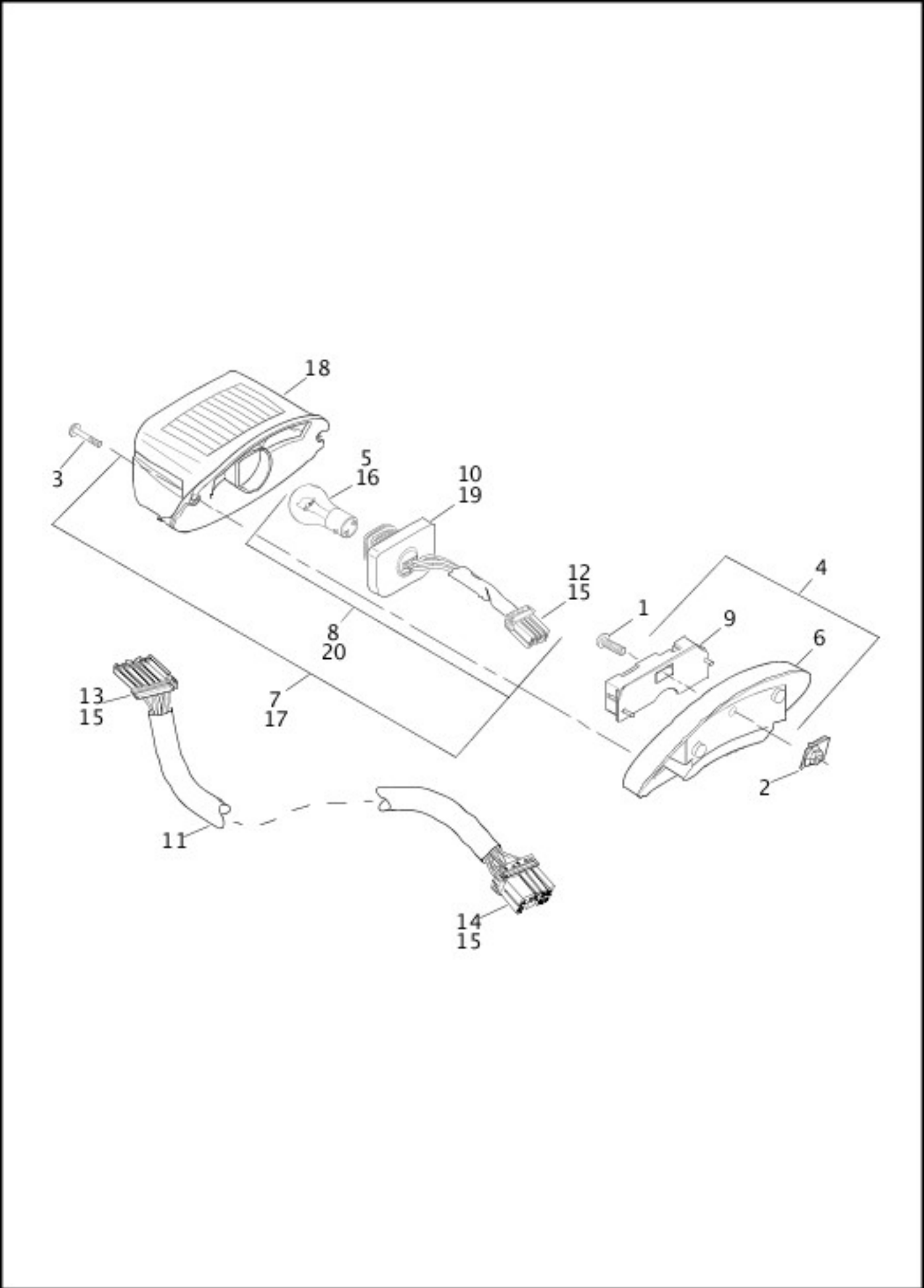
[TURN SIGNALS](#)



[View interactive table](#)

INDEX NO.	PART NO.	DESCRIPTION	MODEL(S)
9	68168-89A	BULB, front turn signal (2)	ALL

TAIL LAMP

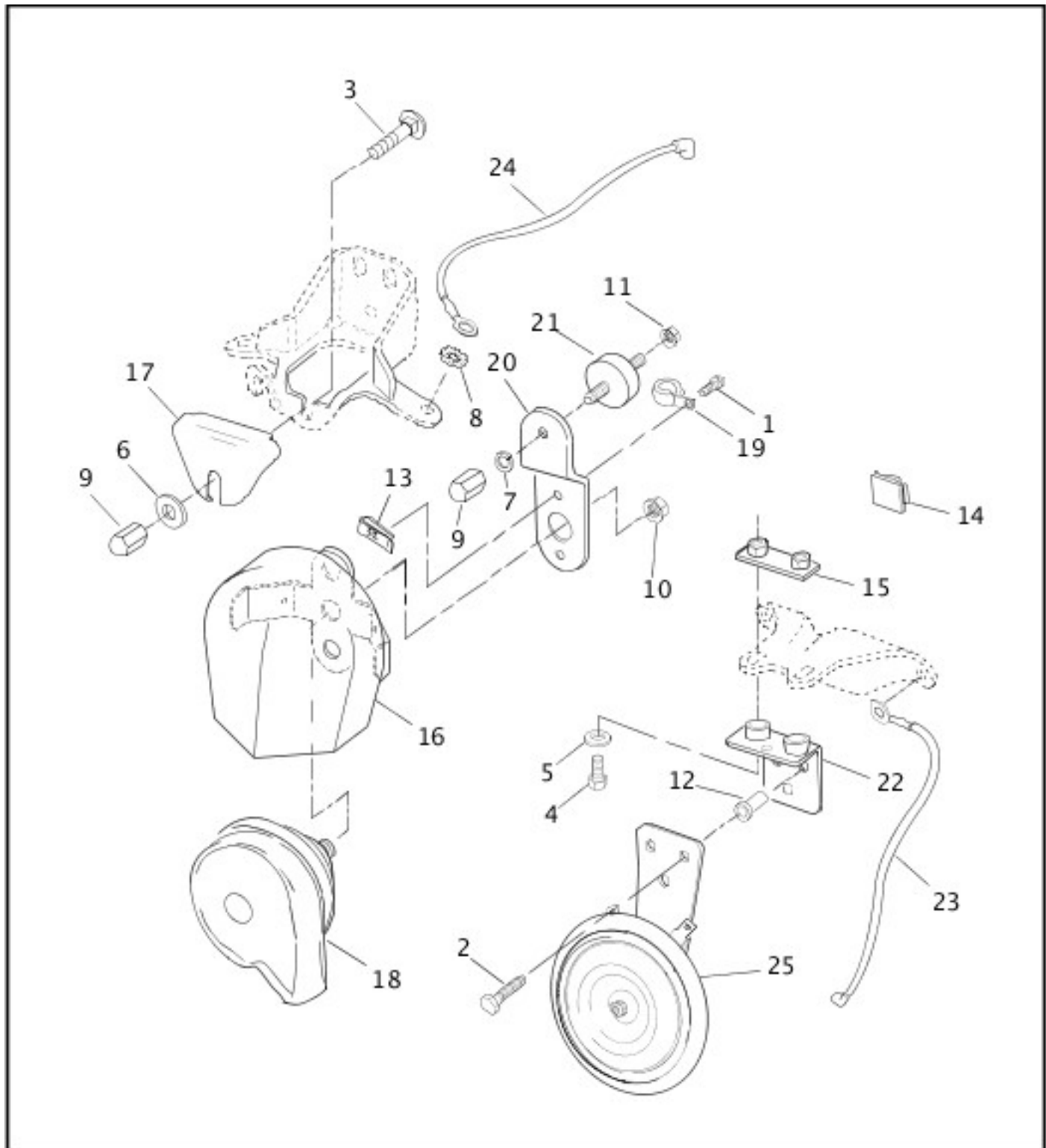


[View interactive table](#)

INDEX NO.	PART NO.	DESCRIPTION	MODEL(S)
5	68167-04	BULB, tail lamp, wedge mount (used w/ 68370-03A)	ALL
	68140-04	LIGHT ASSEMBLY, tail lamp, w/ 68369-03 & 68370-03A (replaces 68140-99A)	ALL
8	68370-03A	SOCKET ASSEMBLY, w/ 68167-04 (used w/ 68140-04)	ALL

16	68167-04	BULB, tail lamp, wedge mount (used w/ 69187-03A) (HDI)	ALL
	68141-04	LIGHT ASSEMBLY, tail lamp, w/ 68372-03 & 69187-03A (replaces 68141-99A) (HDI)	ALL
	68142-04	LIGHT ASSEMBLY, tail lamp, w/ 68558-03 & 69187-03A (replaces 68833-99) (HDI)	ALL
18	68372-03	LENS, tail lamp, w/ 68026-99 (HDI)	ALL
	68558-03	LENS, tail lamp, w/ 68026-99 (red) (used w/ 68142-04) (HDI)	ALL
20	69187-03A	SOCKET ASSEMBLY, w/ 68167-04 (used w/ 68141-04 & 68142-04) (HDI)	ALL

HORN

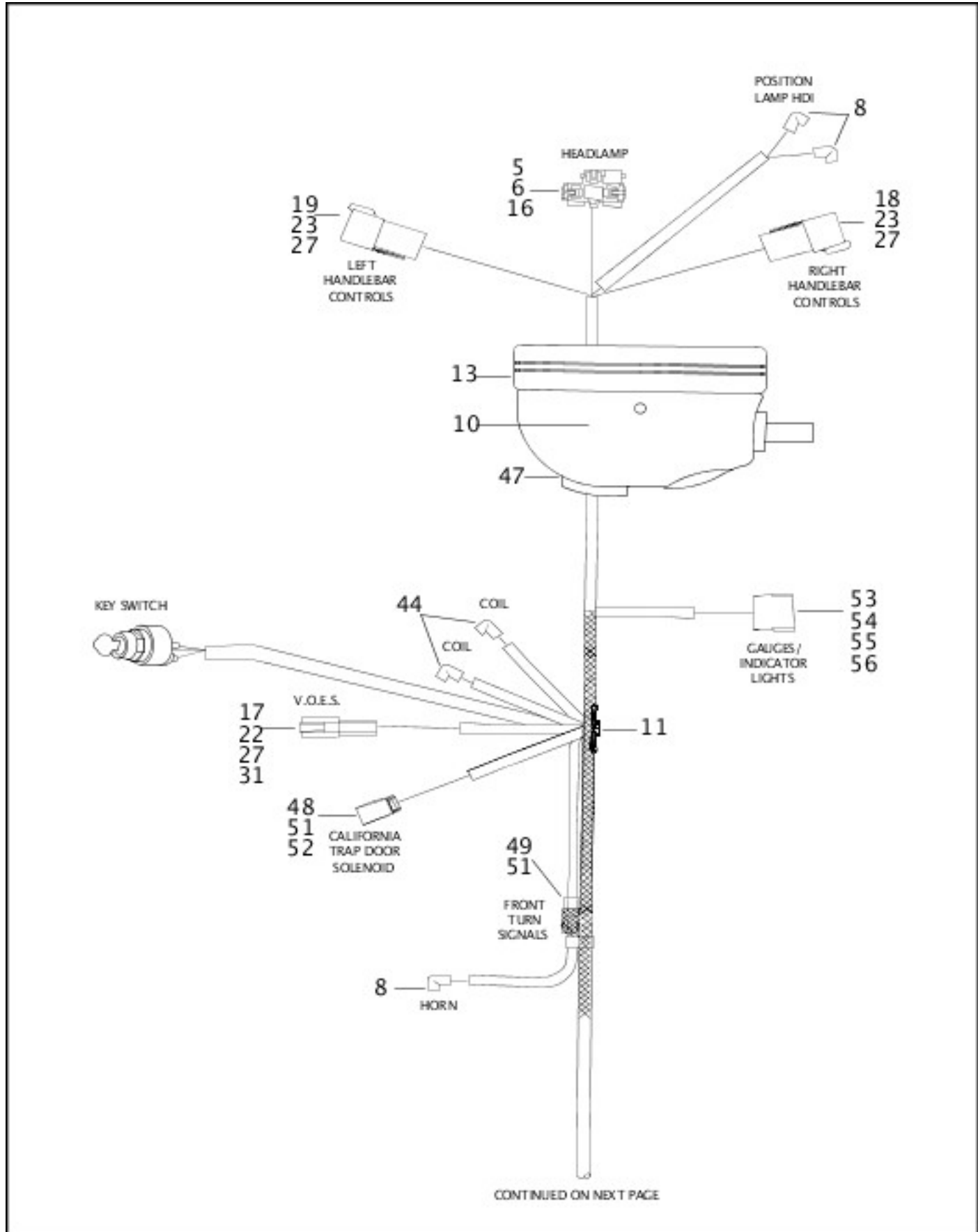


[View interactive table](#)

INDEX NO.	PART NO.	DESCRIPTION	MODEL(S)
-----------	----------	-------------	----------

18	69060-90F	HORN	XL1200, XL1200C
21	69123-92A	RUBBER MOUNT	XL1200, XL1200C
25	69000014	HORN, complete, w/ bracket & 7495	XL1200S, XL883, XL883C, XL883HUG, XL883R

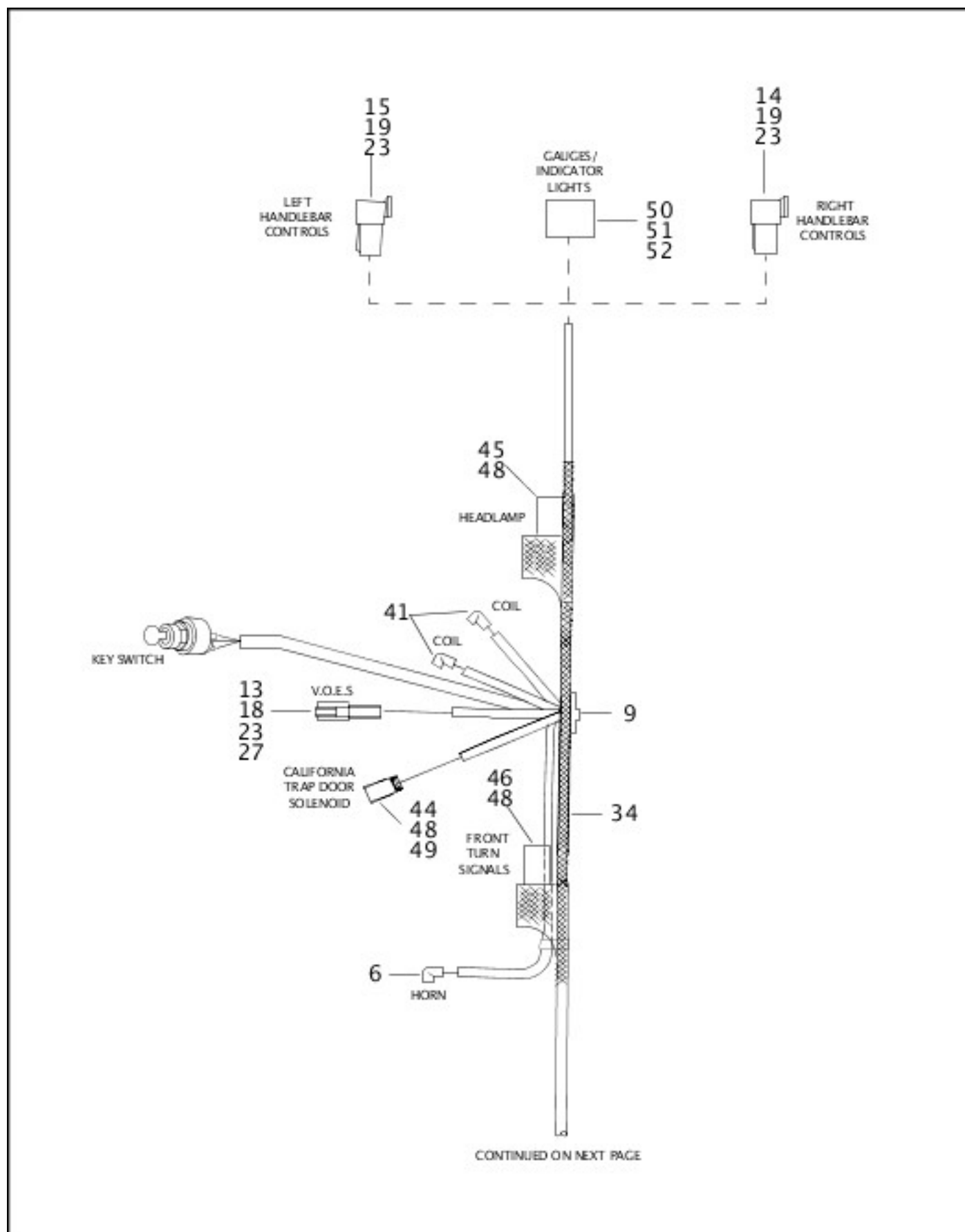
MAIN WIRING HARNESS (1 OF 2)



[View interactive table](#)

INDEX NO.	PART NO.	DESCRIPTION	MODEL(S)
12	31504-91B	RELAY	XL1200, XL883, XL883HUG, XL883R

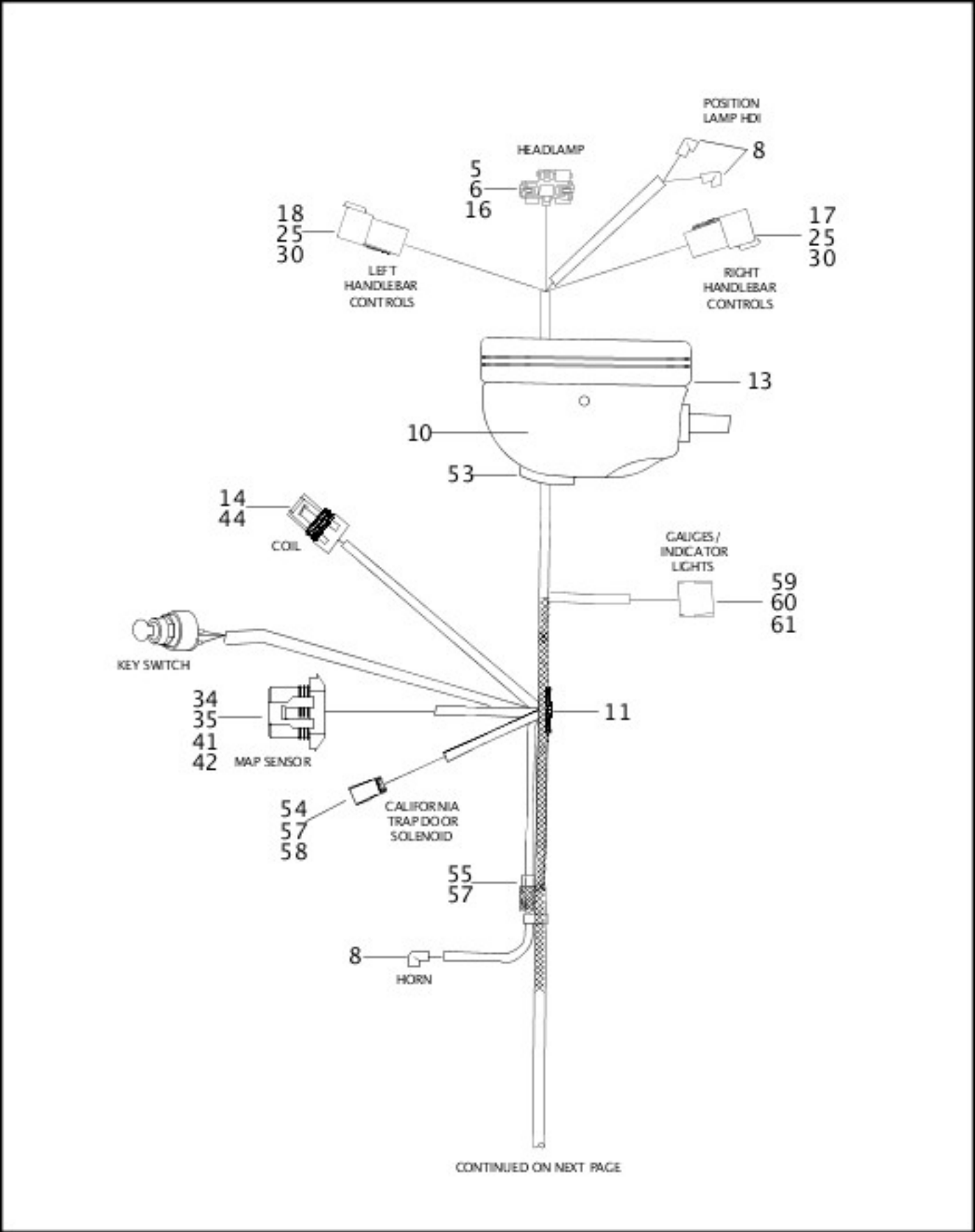
MAIN WIRING HARNESS - 883/1200 CUSTOM (1 OF 2)



[View interactive table](#)

INDEX NO.	PART NO.	DESCRIPTION	MODEL(S)
10	31504-91B	RELAY	XL1200C, XL883C

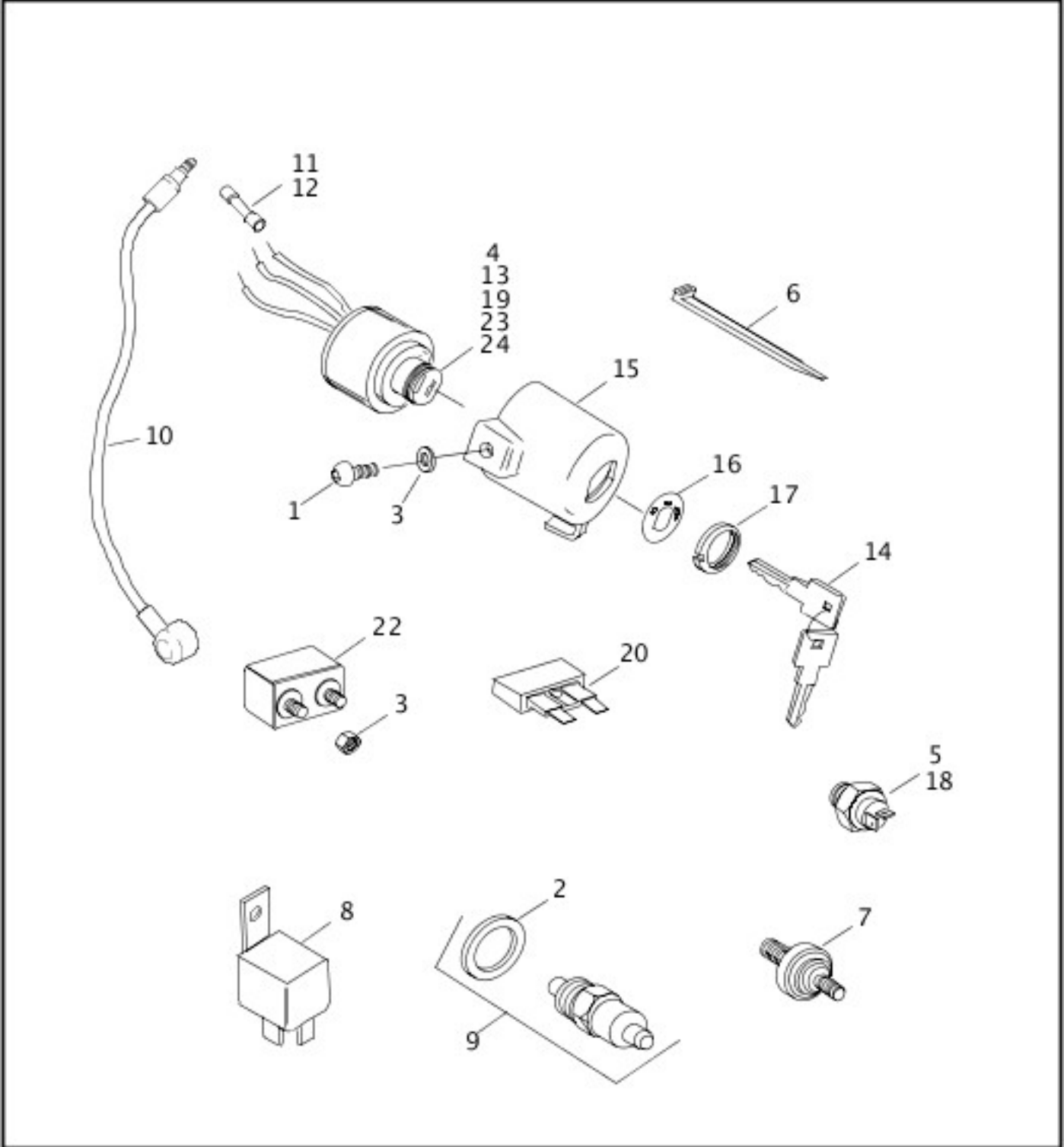
MAIN WIRING HARNESS - 1200 SPORT (1 OF 2)



[View interactive table](#)

INDEX NO.	PART NO.	DESCRIPTION	MODEL(S)
12	31504-91B	RELAY	XL1200S

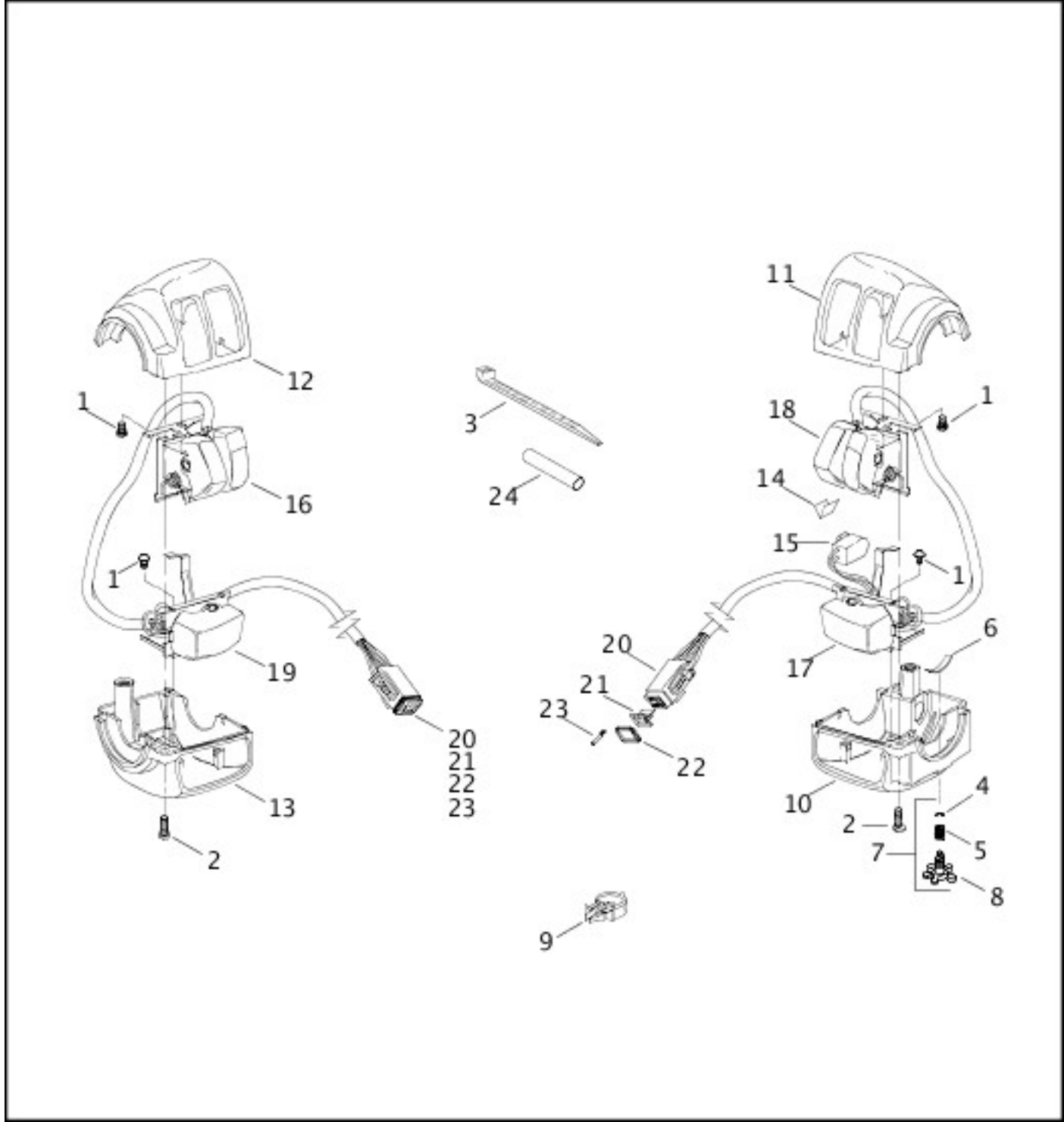
[SWITCHES AND CIRCUIT BREAKERS](#)



[View interactive table](#)

INDEX NO.	PART NO.	DESCRIPTION	MODEL(S)
7	26554-77B	SWITCH, oil pressure indicator	ALL
8	31504-91B	STARTER RELAY	ALL
18	72023-51E	SWITCH, stop lamp, w/ 9907	ALL
23	48154-05A	LOCKSET ASSEMBLY, w/ 10039, 70586-93, 70587-93, 72268-94 & ignition switch (specify key code) (HDI)	ALL

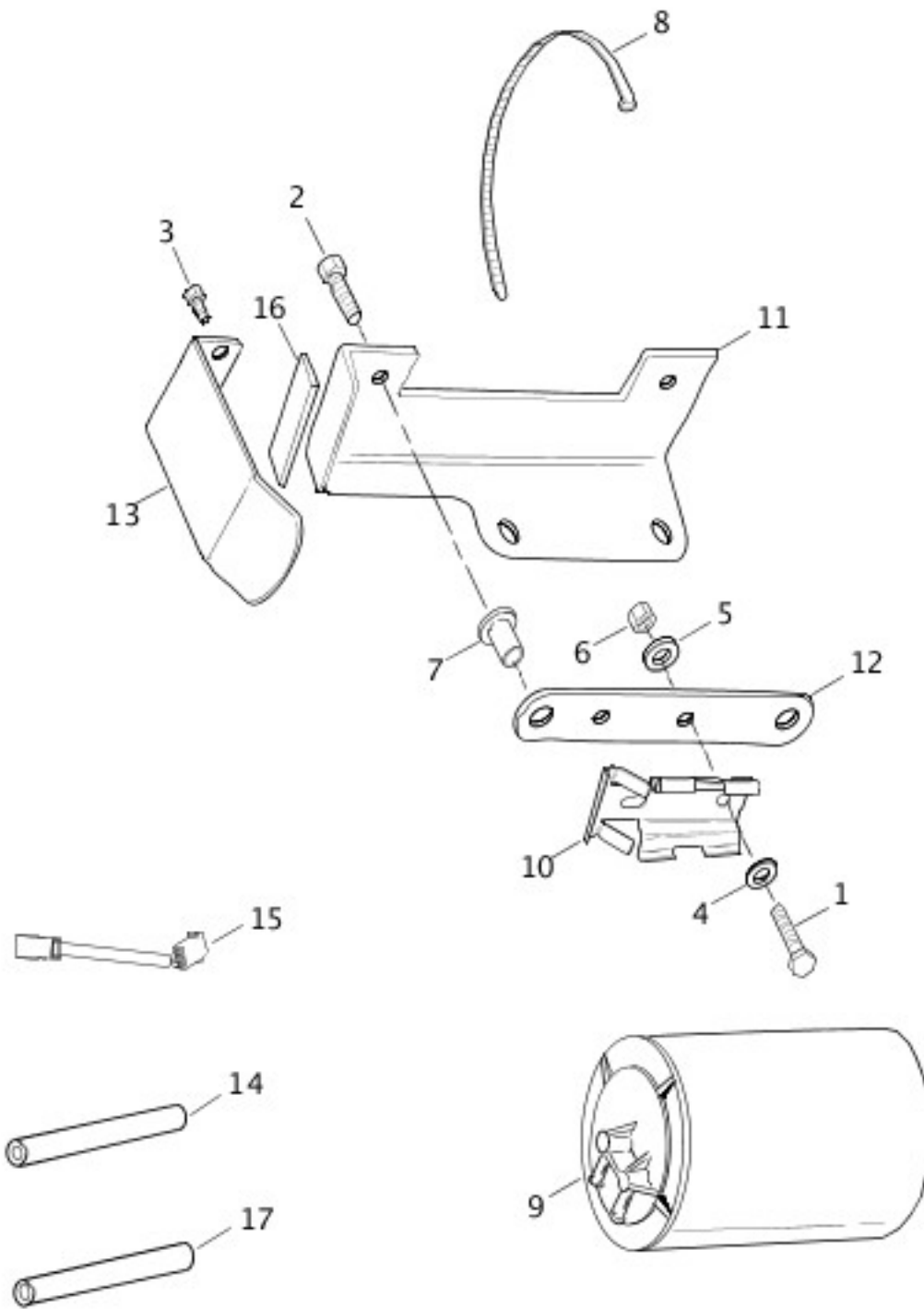
[HANDLEBAR SWITCHES](#)



[View interactive table](#)

INDEX NO.	PART NO.	DESCRIPTION	MODEL(S)
13	71568-96A	HOUSING, lower left	ALL
14	71587-04	V-CLIP	ALL
15	71621-08	STOP LAMP SWITCH KIT, front, w/ 10181 & 72266-94	ALL
16	71682-06A	SWITCH KIT, dimmer & horn, w/ 10181 & 72266-94	ALL
17	71683-06A	SWITCH KIT, right turn signal, w/ 10181 & 72266-94	ALL
18	71684-06A	SWITCH KIT, engine stop/start, w/ 10181 & 72266-94	ALL
19	71685-06A	SWITCH KIT, left turn signal, w/ 10181 & 72266-94	ALL

[CALIFORNIA EVAPORATIVE EMISSIONS KIT](#)



View interactive table

INDEX NO.	PART NO.	DESCRIPTION	MODEL(S)
10	27047-84B	BRACKET, canister mounting	ALL

Numerical Index

View interactive table

10006	HANDLEBAR AND THROTTLE CONTROL - 883/1200 CUSTOM FUEL TANK OIL TANK & FILTER CALIFORNIA EVAPORATIVE EMISSIONS KIT
10014	CARBURETOR (1 OF 2) FUEL TANK

	<u>OIL TANK & FILTER</u>
10031	<u>FRONT BRAKE CONTROL</u> <u>REAR BRAKE CONTROL</u>
10039	<u>ELECTRONIC IGNITION SYSTEM</u> <u>ELECTRONIC IGNITION SYSTEM - 1200 SPORT</u> <u>SWITCHES AND CIRCUIT BREAKERS</u>
10053	<u>FRONT BRAKE CONTROL</u>
10065	<u>ALTERNATOR & REGULATOR</u> <u>ELECTRONIC IGNITION SYSTEM</u> <u>FRONT BRAKE CONTROL</u> <u>REAR BRAKE CONTROL</u> <u>SPEEDOMETER & TACHOMETER</u> <u>SPEEDOMETER - 883/1200 CUSTOM</u> <u>TURN SIGNALS</u> <u>MAIN WIRING HARNESS (1 OF 2)</u> <u>MAIN WIRING HARNESS - 883/1200 CUSTOM (1 OF 2)</u> <u>MAIN WIRING HARNESS - 1200 SPORT (1 OF 2)</u>
10080	<u>CRANKCASE (2 OF 2)</u> <u>OIL TANK & FILTER</u>
10108	<u>ELECTRONIC IGNITION SYSTEM</u> <u>FUEL TANK</u>
10110	<u>FRAME, REAR FORK, & JIFFY STAND</u>
10117	<u>GEARCASE & COVER</u> <u>OIL TANK & FILTER</u>
10120	<u>HORN</u>
10123	<u>CLUTCH CONTROL</u>
10136	<u>MAIN WIRING HARNESS (1 OF 2)</u> <u>MAIN WIRING HARNESS - 883/1200 CUSTOM (1 OF 2)</u> <u>MAIN WIRING HARNESS - 1200 SPORT (1 OF 2)</u>
10142	<u>OIL TANK & FILTER</u>
10181	<u>HANDLEBAR SWITCHES</u>
10183	<u>REAR FENDER & BELT GUARDS (1 OF 2)</u>
10200	<u>REAR FENDER & BELT GUARDS (1 OF 2)</u>
10214	<u>ELECTRONIC IGNITION SYSTEM - 1200 SPORT</u> <u>FUEL TANK</u>
1028	<u>CRANKCASE (1 OF 2)</u>
1029	<u>ACCESS DOOR & PRIMARY COVER</u>
1039	<u>ROCKER ARMS, COVERS & PUSH RODS</u>
10957	<u>STARTER MOTOR</u>

11002	<u>OIL PUMP</u>
11019	<u>SHIFTER</u>
11031	<u>SHIFTER</u>
11046	<u>CLUTCH</u>
11067	<u>TRANSMISSION GEARS</u>
11105	<u>CRANKCASE (2 OF 2)</u>
11124	<u>GEARCASE & COVER</u> <u>ELECTRONIC IGNITION SYSTEM</u> <u>ELECTRONIC IGNITION SYSTEM - 1200 SPORT</u>
11140	<u>SPEEDOMETER & TACHOMETER</u> <u>SPEEDOMETER - 883/1200 CUSTOM</u>
11143	<u>CLUTCH CONTROL</u> <u>FRONT BRAKE CONTROL</u>
11155	<u>HANDLEBAR & THROTTLE CONTROL</u> <u>HANDLEBAR AND THROTTLE CONTROL - 883/1200 CUSTOM</u> <u>HANDLEBAR SWITCHES</u>
11161	<u>CRANKCASE (2 OF 2)</u> <u>TRANSMISSION GEARS</u>
11165	<u>TRANSMISSION GEARS</u>
11171	<u>ACCESS DOOR & PRIMARY COVER</u>
11177A	<u>PISTONS, CONNECTING RODS AND FLYWHEELS</u> <u>CRANKCASE (2 OF 2)</u>
11179	<u>CLUTCH CONTROL</u>
11185	<u>SHIFTER</u>
11188	<u>ACCESS DOOR & PRIMARY COVER</u>
11190	<u>ROCKER ARMS, COVERS & PUSH RODS</u>
11250	<u>CLUTCH</u>
11271	<u>HANDLEBAR & THROTTLE CONTROL</u> <u>HANDLEBAR AND THROTTLE CONTROL - 883/1200 CUSTOM</u>
11272	<u>HANDLEBAR & THROTTLE CONTROL</u> <u>HANDLEBAR AND THROTTLE CONTROL - 883/1200 CUSTOM</u>
11291	<u>ELECTRONIC IGNITION SYSTEM - 1200 SPORT</u>
11302	<u>SHIFTER - 883/1200 CUSTOM</u> <u>REAR BRAKE CONTROL - 883/1200 CUSTOM</u>
11317	<u>GEARCASE & COVER</u>

11321	<u>FRAME, REAR FORK, & JIFFY STAND</u>
11473	<u>FUEL TANK</u>
11474	<u>REAR FENDER & BELT GUARDS (1 OF 2)</u>
11491A	<u>FRAME, REAR FORK, & JIFFY STAND</u>
11496	<u>SPEEDOMETER - 883/1200 CUSTOM</u>
11512	<u>REAR FENDER & BELT GUARDS (1 OF 2)</u>
11727A	<u>CYLINDER, HEAD AND VALVES - V²™ EVOLUTION (1 OF 2)</u>
11730A	<u>CLUTCH</u>
11752	<u>CLUTCH</u>
11763	<u>SHIFTER - 883/1200 CUSTOM</u>
12030	<u>TRANSMISSION GEARS</u>
12067B	<u>TRANSMISSION GEARS</u>
13538-02	<u>FUEL TANK TRIM</u>
13539-02	<u>FUEL TANK TRIM</u>
13540-02	<u>FUEL TANK TRIM</u>
13541-02	<u>FUEL TANK TRIM</u>
13542-02	<u>FUEL TANK TRIM</u>
13543-02	<u>FUEL TANK TRIM</u>
13544-02	<u>FUEL TANK TRIM</u>
13545-02	<u>FUEL TANK TRIM</u>
13546-02	<u>FUEL TANK TRIM</u>
13750-00	<u>FUEL TANK TRIM</u>
13751-00	<u>FUEL TANK TRIM</u>
13752-00	<u>FUEL TANK TRIM</u>
13754-00	<u>FUEL TANK TRIM</u>
1392	<u>FRAME, REAR FORK, & JIFFY STAND</u>
14270-92	<u>ACCESS DOOR & PRIMARY COVER</u>
14448-94	<u>HANDLEBAR AND THROTTLE CONTROL - 883/1200 CUSTOM</u>
15368-01A	<u>FRAME, REAR FORK, & JIFFY STAND</u>
1601	<u>ELECTRONIC IGNITION SYSTEM</u>

	<u>ELECTRONIC IGNITION SYSTEM - 1200 SPORT</u>
16014-02	<u>CYLINDER, HEAD AND VALVES - V²™ EVOLUTION (2 OF 2)</u>
16015-02	<u>CYLINDER, HEAD AND VALVES - V²™ EVOLUTION (2 OF 2)</u>
16016-02	<u>CYLINDER, HEAD AND VALVES - V²™ EVOLUTION (2 OF 2)</u>
16051-02	<u>CYLINDER, HEAD AND VALVES - V²™ EVOLUTION (1 OF 2)</u>
16052-02	<u>CYLINDER, HEAD AND VALVES - V²™ EVOLUTION (1 OF 2)</u>
16054-02	<u>CYLINDER, HEAD AND VALVES - V²™ EVOLUTION (1 OF 2)</u>
16055-02	<u>CYLINDER, HEAD AND VALVES - V²™ EVOLUTION (1 OF 2)</u>
16061-02	<u>CYLINDER, HEAD AND VALVES - V²™ EVOLUTION (1 OF 2)</u>
16062-02	<u>CYLINDER, HEAD AND VALVES - V²™ EVOLUTION (1 OF 2)</u>
16063-02	<u>CYLINDER, HEAD AND VALVES - V²™ EVOLUTION (2 OF 2)</u>
16064-02	<u>CYLINDER, HEAD AND VALVES - V²™ EVOLUTION (2 OF 2)</u>
16066-02	<u>CYLINDER, HEAD AND VALVES - V²™ EVOLUTION (2 OF 2)</u>
16068-02	<u>CYLINDER, HEAD AND VALVES - V²™ EVOLUTION (1 OF 2)</u>
16069-02	<u>CYLINDER, HEAD AND VALVES - V²™ EVOLUTION (1 OF 2)</u>
16071-02	<u>CYLINDER, HEAD AND VALVES - V²™ EVOLUTION (2 OF 2)</u>
16074-02	<u>CYLINDER, HEAD AND VALVES - V²™ EVOLUTION (1 OF 2)</u>
16075-02	<u>CYLINDER, HEAD AND VALVES - V²™ EVOLUTION (1 OF 2)</u>
16076-02	<u>CYLINDER, HEAD AND VALVES - V²™ EVOLUTION (2 OF 2)</u>
16078-02	<u>CYLINDER, HEAD AND VALVES - V²™ EVOLUTION (2 OF 2)</u>
16079-02	<u>CYLINDER, HEAD AND VALVES - V²™ EVOLUTION (1 OF 2)</u>
16080-02	<u>CYLINDER, HEAD AND VALVES - V²™ EVOLUTION (1 OF 2)</u>
16188-02	<u>CYLINDER, HEAD AND VALVES - V²™ EVOLUTION (1 OF 2)</u>
16189-02	<u>CYLINDER, HEAD AND VALVES - V²™ EVOLUTION (1 OF 2)</u>
16198-02	<u>CYLINDER, HEAD AND VALVES - V²™ EVOLUTION (2 OF 2)</u>
16210-84A	<u>CRANKCASE (2 OF 2)</u>
16212-84	<u>CRANKCASE (2 OF 2)</u>
16214-86	<u>CYLINDER, HEAD AND VALVES - V²™ EVOLUTION (1 OF 2)</u>
16222-86	<u>CYLINDER, HEAD AND VALVES - V²™ EVOLUTION (1 OF 2)</u>

16226-94	<u>CYLINDER, HEAD AND VALVES - V²™ EVOLUTION (1 OF 2)</u>
16228-86A	<u>CYLINDER, HEAD AND VALVES - V²™ EVOLUTION (1 OF 2)</u> <u>HORN</u>
16233-86	<u>CYLINDER, HEAD AND VALVES - V²™ EVOLUTION (1 OF 2)</u>
16240-82	<u>CRANKCASE (2 OF 2)</u>
16278-95B	<u>CYLINDER, HEAD AND VALVES - V²™ EVOLUTION (1 OF 2)</u>
16294-99	<u>CRANKCASE (2 OF 2)</u> <u>REAR BRAKE CONTROL - 883/1200 CUSTOM</u>
16297-99	<u>CRANKCASE (2 OF 2)</u> <u>SHIFTER - 883/1200 CUSTOM</u>
16446-86B	<u>CYLINDER, HEAD AND VALVES - V²™ EVOLUTION (1 OF 2)</u>
16447-88A	<u>CYLINDER, HEAD AND VALVES - V²™ EVOLUTION (1 OF 2)</u>
16449-02	<u>CYLINDER, HEAD AND VALVES - V²™ EVOLUTION (1 OF 2)</u>
16478-85A	<u>CYLINDER, HEAD AND VALVES - V²™ EVOLUTION (1 OF 2)</u>
16480-92A	<u>CYLINDER, HEAD AND VALVES - V²™ EVOLUTION (1 OF 2)</u>
16573-83A	<u>CYLINDER, HEAD AND VALVES - V²™ EVOLUTION (1 OF 2)</u> <u>CRANKCASE (2 OF 2)</u> <u>ACCESS DOOR & PRIMARY COVER</u>
16630-98	<u>CYLINDER, HEAD AND VALVES - V²™ EVOLUTION (1 OF 2)</u>
16633-98	<u>CYLINDER, HEAD AND VALVES - V²™ EVOLUTION (1 OF 2)</u>
16660-89B	<u>CYLINDER, HEAD AND VALVES - V²™ EVOLUTION (1 OF 2)</u>
16661-89B	<u>CYLINDER, HEAD AND VALVES - V²™ EVOLUTION (1 OF 2)</u>
16664-86D	<u>CYLINDER, HEAD AND VALVES - V²™ EVOLUTION (1 OF 2)</u>
16688-90A	<u>CYLINDER, HEAD AND VALVES - V²™ EVOLUTION (1 OF 2)</u>
16698-90A	<u>CYLINDER, HEAD AND VALVES - V²™ EVOLUTION (1 OF 2)</u>
16715-83	<u>CYLINDER, HEAD AND VALVES - V²™ EVOLUTION (1 OF 2)</u>
16770-84F	<u>CYLINDER, HEAD AND VALVES - V²™ EVOLUTION (1 OF 2)</u>
16774-86D	<u>CYLINDER, HEAD AND VALVES - V²™ EVOLUTION (1 OF 2)</u>
16778-84B	<u>ROCKER ARMS, COVERS & PUSH RODS</u>
16779-84D	<u>ROCKER ARMS, COVERS & PUSH RODS</u>
16800-84A	<u>ROCKER ARMS, COVERS & PUSH RODS</u>
16832-86C	<u>CYLINDER, HEAD AND VALVES - V²™ EVOLUTION (1 OF 2)</u>

16865-02	<u>CYLINDER, HEAD AND VALVES - V²™ EVOLUTION (1 OF 2)</u>
16867-02	<u>CYLINDER, HEAD AND VALVES - V²™ EVOLUTION (1 OF 2)</u>
17026-91D	<u>CYLINDER, HEAD AND VALVES - V²™ EVOLUTION (2 OF 2)</u>
17032-91	<u>CYLINDER, HEAD AND VALVES - V²™ EVOLUTION (2 OF 2)</u>
17036-91A	<u>CYLINDER, HEAD AND VALVES - V²™ EVOLUTION (2 OF 2)</u> <u>ROCKER ARMS, COVERS & PUSH RODS</u>
17353-89C	<u>ROCKER ARMS, COVERS & PUSH RODS</u>
17354-89	<u>ROCKER ARMS, COVERS & PUSH RODS</u>
17358-84B	<u>ROCKER ARMS, COVERS & PUSH RODS</u>
17360-83A	<u>ROCKER ARMS, COVERS & PUSH RODS</u>
17375-83A	<u>ROCKER ARMS, COVERS & PUSH RODS</u>
17429-91	<u>ROCKER ARMS, COVERS & PUSH RODS</u>
17501-86B	<u>ROCKER ARMS, COVERS & PUSH RODS</u>
17527-98	<u>ROCKER ARMS, COVERS & PUSH RODS</u>
17532-86E	<u>ROCKER ARMS, COVERS & PUSH RODS</u>
17533-90A	<u>ROCKER ARMS, COVERS & PUSH RODS</u>
17535-02	<u>ROCKER ARMS, COVERS & PUSH RODS</u>
17537-96C	<u>ROCKER ARMS, COVERS & PUSH RODS</u>
17538-96	<u>ROCKER ARMS, COVERS & PUSH RODS</u>
17551-96	<u>ROCKER ARMS, COVERS & PUSH RODS</u>
17611-83	<u>ROCKER ARMS, COVERS & PUSH RODS</u>
17614-98C	<u>ROCKER ARMS, COVERS & PUSH RODS</u>
17897-89A	<u>ROCKER ARMS, COVERS & PUSH RODS</u>
17904-89A	<u>ROCKER ARMS, COVERS & PUSH RODS</u>
17944-89	<u>ROCKER ARMS, COVERS & PUSH RODS</u>
17946-89	<u>ROCKER ARMS, COVERS & PUSH RODS</u>
17952-91	<u>ROCKER ARMS, COVERS & PUSH RODS</u>
17953-91	<u>ROCKER ARMS, COVERS & PUSH RODS</u>
18001-83B	<u>CYLINDER, HEAD AND VALVES - V²™ EVOLUTION (2 OF 2)</u>
18011-87A	<u>CYLINDER, HEAD AND VALVES - V²™ EVOLUTION (2 OF 2)</u>

18012-87A	<u>CYLINDER, HEAD AND VALVES - V²™ EVOLUTION (2 OF 2)</u>
18020-87A	<u>CYLINDER, HEAD AND VALVES - V²™ EVOLUTION (2 OF 2)</u>
18021-87A	<u>CYLINDER, HEAD AND VALVES - V²™ EVOLUTION (2 OF 2)</u>
18022-96YA	<u>CYLINDER, HEAD AND VALVES - V²™ EVOLUTION (2 OF 2)</u>
18023-87	<u>CYLINDER, HEAD AND VALVES - V²™ EVOLUTION (2 OF 2)</u>
18024-87A	<u>CYLINDER, HEAD AND VALVES - V²™ EVOLUTION (2 OF 2)</u>
18030-86	<u>CYLINDER, HEAD AND VALVES - V²™ EVOLUTION (2 OF 2)</u>
18031-86	<u>CYLINDER, HEAD AND VALVES - V²™ EVOLUTION (2 OF 2)</u>
18101-83D	<u>CYLINDER, HEAD AND VALVES - V²™ EVOLUTION (2 OF 2)</u>
18113-96YA	<u>CYLINDER, HEAD AND VALVES - V²™ EVOLUTION (2 OF 2)</u>
18130-83D	<u>CYLINDER, HEAD AND VALVES - V²™ EVOLUTION (2 OF 2)</u>
18131-83D	<u>CYLINDER, HEAD AND VALVES - V²™ EVOLUTION (2 OF 2)</u>
18133-83B	<u>CYLINDER, HEAD AND VALVES - V²™ EVOLUTION (2 OF 2)</u>
18201-83	<u>CYLINDER, HEAD AND VALVES - V²™ EVOLUTION (2 OF 2)</u>
18202-83	<u>CYLINDER, HEAD AND VALVES - V²™ EVOLUTION (2 OF 2)</u>
18219-83A	<u>CYLINDER, HEAD AND VALVES - V²™ EVOLUTION (2 OF 2)</u>
18222-83A	<u>CYLINDER, HEAD AND VALVES - V²™ EVOLUTION (2 OF 2)</u>
18229-83A	<u>CYLINDER, HEAD AND VALVES - V²™ EVOLUTION (2 OF 2)</u>
18532-00A	<u>ROCKER ARMS, COVERS & PUSH RODS</u>
18538-99C	<u>ROCKER ARMS, COVERS & PUSH RODS</u>
18652-96YA	<u>CYLINDER, HEAD AND VALVES - V²™ EVOLUTION (2 OF 2)</u>
18653-96YA	<u>CYLINDER, HEAD AND VALVES - V²™ EVOLUTION (2 OF 2)</u>
18654-96YA	<u>CYLINDER, HEAD AND VALVES - V²™ EVOLUTION (2 OF 2)</u>
215	<u>CRANKCASE (1 OF 2)</u>
21920-83	<u>PISTONS, CONNECTING RODS AND FLYWHEELS</u>
21921-83	<u>PISTONS, CONNECTING RODS AND FLYWHEELS</u>
21922-83	<u>PISTONS, CONNECTING RODS AND FLYWHEELS</u>
21923-83	<u>PISTONS, CONNECTING RODS AND FLYWHEELS</u>
21924-83	<u>PISTONS, CONNECTING RODS AND FLYWHEELS</u>

22201-86A	<u>PISTONS, CONNECTING RODS AND FLYWHEELS</u>
22205-88A	<u>PISTONS, CONNECTING RODS AND FLYWHEELS</u>
22216-88A	<u>PISTONS, CONNECTING RODS AND FLYWHEELS</u>
22220-88A	<u>PISTONS, CONNECTING RODS AND FLYWHEELS</u>
22225-88A	<u>PISTONS, CONNECTING RODS AND FLYWHEELS</u>
22242-86A	<u>PISTONS, CONNECTING RODS AND FLYWHEELS</u>
22243-88A	<u>PISTONS, CONNECTING RODS AND FLYWHEELS</u>
22253-86A	<u>PISTONS, CONNECTING RODS AND FLYWHEELS</u>
22254-86A	<u>PISTONS, CONNECTING RODS AND FLYWHEELS</u>
22255-86A	<u>PISTONS, CONNECTING RODS AND FLYWHEELS</u>
22261-86	<u>PISTONS, CONNECTING RODS AND FLYWHEELS</u>
22262-86	<u>PISTONS, CONNECTING RODS AND FLYWHEELS</u>
22263-86	<u>PISTONS, CONNECTING RODS AND FLYWHEELS</u>
22266-86	<u>PISTONS, CONNECTING RODS AND FLYWHEELS</u>
22271-86	<u>PISTONS, CONNECTING RODS AND FLYWHEELS</u>
22589-83B	<u>PISTONS, CONNECTING RODS AND FLYWHEELS</u>
22719-85	<u>PISTONS, CONNECTING RODS AND FLYWHEELS</u>
22765-88	<u>PISTONS, CONNECTING RODS AND FLYWHEELS</u>
2325	<u>SPEEDOMETER & TACHOMETER</u>
2361	<u>SPEEDOMETER & TACHOMETER</u> <u>SPEEDOMETER & TACHOMETER</u>
2362	<u>BATTERY</u>
23905-00A	<u>PISTONS, CONNECTING RODS AND FLYWHEELS</u>
2405A	<u>AIR CLEANER & ENRICHENER</u>
24331-36	<u>PISTONS, CONNECTING RODS AND FLYWHEELS</u>
24332-36	<u>PISTONS, CONNECTING RODS AND FLYWHEELS</u>
24466-00	<u>CRANKCASE (2 OF 2)</u>
24470-00	<u>CRANKCASE (2 OF 2)</u>
24530-90	<u>CRANKCASE (2 OF 2)</u> <u>SHIFTER</u>
24647-87	<u>CRANKCASE (2 OF 2)</u>

24650-87	<u>CRANKCASE (2 OF 2)</u>
24658-87	<u>PISTONS, CONNECTING RODS AND FLYWHEELS</u>
24659-87	<u>CRANKCASE (2 OF 2)</u>
24660-87	<u>CRANKCASE (2 OF 2)</u>
24729-74	<u>CRANKCASE (2 OF 2)</u>
24754-75A	<u>CRANKCASE (2 OF 2)</u>
24922-93	<u>AIR CLEANER & ENRICHENER</u>
24925-95	<u>AIR CLEANER & ENRICHENER</u>
2501A	<u>REAR BRAKE CONTROL</u>
25193-00B	<u>GEARCASE & COVER</u>
25194-00B	<u>GEARCASE & COVER</u>
25213-96B	<u>GEARCASE & COVER</u>
25219-91C	<u>GEARCASE & COVER</u>
25238-94	<u>ACCESS DOOR & PRIMARY COVER</u>
25252-97YB	<u>GEARCASE & COVER</u>
25263-90D	<u>GEARCASE & COVER</u>
2528	<u>SWITCHES AND CIRCUIT BREAKERS</u>
25307-99YA	<u>GEARCASE & COVER</u>
25409-94B	<u>CLUTCH</u>
25430-94A	<u>ACCESS DOOR & PRIMARY COVER</u>
25453-87A	<u>CLUTCH</u>
25460-94	<u>ACCESS DOOR & PRIMARY COVER</u>
25463-94A	<u>ACCESS DOOR & PRIMARY COVER</u>
25471-97Y	<u>ACCESS DOOR & PRIMARY COVER</u>
2548	<u>SPEEDOMETER - 883/1200 CUSTOM</u>
2551W	<u>REAR FENDER & BELT GUARDS (1 OF 2)</u>
25574-99Y	<u>ACCESS DOOR & PRIMARY COVER</u>
25586-37	<u>GEARCASE & COVER</u>
25588-91	<u>GEARCASE & COVER</u>

25593-74	<u>GEARCASE & COVER</u>
25598-91	<u>GEARCASE & COVER</u>
2566	<u>HEADLAMP & MIRROR (1 OF 2)</u>
2579A	<u>FRONT BRAKE CONTROL</u>
2607	<u>REAR FENDER & BELT GUARDS (1 OF 2)</u>
2611C	<u>ELECTRONIC IGNITION SYSTEM</u> <u>ELECTRONIC IGNITION SYSTEM - 1200 SPORT</u>
26204-91A	<u>OIL PUMP</u>
26318-88A	<u>GEARCASE & COVER</u>
26432-76A	<u>CYLINDER, HEAD AND VALVES - V²™ EVOLUTION (2 OF 2)</u>
26434-91	<u>OIL PUMP</u>
26436-90A	<u>OIL TANK & FILTER</u>
26437-86B	<u>OIL TANK & FILTER</u>
26488-98	<u>OIL PUMP</u>
26491-98	<u>OIL PUMP</u>
26492-91	<u>OIL PUMP</u>
26493-91	<u>OIL PUMP</u>
26495-89B	<u>OIL PUMP</u>
26496-75A	<u>OIL PUMP</u>
26554-77B	<u>OIL TANK & FILTER</u> <u>SWITCHES AND CIRCUIT BREAKERS</u>
26556-98	<u>ELECTRONIC IGNITION SYSTEM - 1200 SPORT</u> <u>FUEL TANK</u>
26558-94A	<u>ELECTRONIC IGNITION SYSTEM</u>
26559-95	<u>FUEL TANK</u>
26856-89A	<u>ROCKER ARMS, COVERS & PUSH RODS</u>
26995-86B	<u>CARBURETOR (1 OF 2)</u>
27002-89	<u>CARBURETOR (1 OF 2)</u>
27004-88A	<u>CARBURETOR (1 OF 2)</u>
27009-86A	<u>CARBURETOR (1 OF 2)</u>
27010-86A	<u>CARBURETOR (1 OF 2)</u>

27031-95A	CARBURETOR (2 OF 2)
27042-84A	CALIFORNIA EVAPORATIVE EMISSIONS KIT
27047-84B	CALIFORNIA EVAPORATIVE EMISSIONS KIT
27067-98A	ELECTRONIC IGNITION SYSTEM - 1200 SPORT FUEL TANK
27076-95A	CARBURETOR (2 OF 2)
2708A	HEADLAMP & MIRROR (1 OF 2)
27096-94	FUEL TANK
27100-88	CARBURETOR (1 OF 2)
27101-88	CARBURETOR (1 OF 2)
2711	AIR CLEANER & ENRICHENER
27115-88	CARBURETOR (1 OF 2) CARBURETOR (1 OF 2)
27116-88	CARBURETOR (2 OF 2)
27122-89	CARBURETOR (1 OF 2)
27123-89A	CARBURETOR (1 OF 2)
27124-89	CARBURETOR (1 OF 2)
27125-89	CARBURETOR (1 OF 2)
27126-89	CARBURETOR (1 OF 2)
27127-89	CARBURETOR (1 OF 2)
27128-89	CARBURETOR (1 OF 2)
27130-90	CARBURETOR (1 OF 2)
27136-90A	CARBURETOR (1 OF 2)
27137-81	CARBURETOR (1 OF 2)
27138-90	CALIFORNIA EVAPORATIVE EMISSIONS KIT
27146-89	CARBURETOR (1 OF 2)
27147-89	CARBURETOR (1 OF 2)
27148-89	CARBURETOR (1 OF 2)
27152-89	CARBURETOR (1 OF 2)
27156-89	CARBURETOR (1 OF 2)
27157-89	CARBURETOR (1 OF 2)

	CARBURETOR (2 OF 2)
27158-89	CARBURETOR (1 OF 2) CARBURETOR (2 OF 2)
27159-92	CARBURETOR (1 OF 2)
27160-89	CARBURETOR (1 OF 2)
27162-89	CARBURETOR (1 OF 2)
27171-89	CARBURETOR (1 OF 2) CARBURETOR (2 OF 2)
27185-90	CARBURETOR (1 OF 2) CARBURETOR (2 OF 2)
27231-98	CARBURETOR (1 OF 2)
27241-95	CARBURETOR (1 OF 2) CARBURETOR (1 OF 2) CARBURETOR (2 OF 2)
27242-95	CARBURETOR (2 OF 2)
27243-95	CARBURETOR (2 OF 2) CARBURETOR (2 OF 2)
27250-96B	ELECTRONIC IGNITION SYSTEM - 1200 SPORT FUEL TANK
27254-96	CARBURETOR (1 OF 2)
27256-01	CARBURETOR (2 OF 2)
27261-96	CARBURETOR (1 OF 2)
27262-96	CARBURETOR (1 OF 2)
27263-96	CARBURETOR (1 OF 2)
27266-98	FRAME, REAR FORK, & JIFFY STAND
27275-96Y	CARBURETOR (1 OF 2)
27279-93	CARBURETOR (1 OF 2) CARBURETOR (1 OF 2)
27311-76	CARBURETOR (1 OF 2)
27315-88A	CARBURETOR (1 OF 2)
27316-88	CARBURETOR (1 OF 2)
27317-88	CARBURETOR (2 OF 2)
2731W	REAR FENDER & BELT GUARDS (2 OF 2)
27360-76	CARBURETOR (2 OF 2)

27361-76A	CARBURETOR (2 OF 2)
27362-76	CARBURETOR (2 OF 2)
27368-76	CARBURETOR (2 OF 2) CARBURETOR (2 OF 2)
27369-76	CARBURETOR (2 OF 2)
2737	AIR CLEANER & ENRICHENER
27371-76A	CARBURETOR (2 OF 2)
27380-98	CARBURETOR (1 OF 2)
27465-01A	CARBURETOR (2 OF 2)
27480-97A	CARBURETOR (2 OF 2)
27490-96A	CARBURETOR (2 OF 2)
27495-96A	CARBURETOR (2 OF 2)
27498-96A	CARBURETOR (2 OF 2)
27575-88A	CARBURETOR (2 OF 2)
27576-92	CARBURETOR (2 OF 2)
27577-92	CARBURETOR (2 OF 2)
27579-88A	CARBURETOR (2 OF 2)
27580-88	CARBURETOR (2 OF 2)
27581-88	CARBURETOR (2 OF 2)
27582-88	CARBURETOR (2 OF 2)
27583-88	CARBURETOR (2 OF 2)
27585-88	CARBURETOR (2 OF 2)
27586-88	CARBURETOR (2 OF 2)
27587-88	CARBURETOR (2 OF 2)
27647-01	CARBURETOR (2 OF 2)
27656-98	CARBURETOR (1 OF 2)
2773	REAR FENDER & BELT GUARDS (1 OF 2)
27731-98A	CARBURETOR (2 OF 2)
27732-98A	CARBURETOR (2 OF 2)
27749-01A	CARBURETOR (2 OF 2)

27886-78A	<u>CARBURETOR (2 OF 2)</u>
28013-01	<u>CARBURETOR (2 OF 2)</u>
28827-96A	<u>AIR CLEANER & ENRICHENER</u>
28842-89	<u>AIR CLEANER & ENRICHENER</u>
28857-90	<u>CALIFORNIA EVAPORATIVE EMISSIONS KIT</u>
28859-90	<u>CALIFORNIA EVAPORATIVE EMISSIONS KIT</u>
28860-89	<u>CALIFORNIA EVAPORATIVE EMISSIONS KIT</u>
28875-95	<u>CALIFORNIA EVAPORATIVE EMISSIONS KIT</u>
29018-97	<u>AIR CLEANER & ENRICHENER</u>
29059-88A	<u>AIR CLEANER & ENRICHENER</u>
29062-95B	<u>AIR CLEANER & ENRICHENER</u>
29084-73	<u>AIR CLEANER & ENRICHENER</u>
29100-96	<u>AIR CLEANER & ENRICHENER</u>
29111-88	<u>AIR CLEANER & ENRICHENER</u>
29112-83	<u>BATTERY</u>
29229-88D	<u>AIR CLEANER & ENRICHENER</u>
29257-02	<u>AIR CLEANER & ENRICHENER</u>
2925A	<u>FRAME, REAR FORK, & JIFFY STAND</u>
29300-98	<u>AIR CLEANER & ENRICHENER</u>
29313-95	<u>AIR CLEANER & ENRICHENER</u>
29315-95	<u>AIR CLEANER & ENRICHENER</u>
29316-95C	<u>AIR CLEANER & ENRICHENER</u>
29325-95A	<u>AIR CLEANER & ENRICHENER</u>
29331-96	<u>AIR CLEANER & ENRICHENER</u>
29367-97A	<u>AIR CLEANER & ENRICHENER</u>
29370-02	<u>AIR CLEANER & ENRICHENER</u>
29488-98	<u>AIR CLEANER & ENRICHENER</u>
2952A	<u>SEATS</u>
2955	<u>HANDLEBAR SWITCHES</u>

29950-91	<u>CRANKCASE (2 OF 2)</u>
29967-89C	<u>ALTERNATOR & REGULATOR</u>
3022A	<u>TAIL LAMP</u>
3029	<u>ALTERNATOR & REGULATOR</u>
31322-91	<u>STARTER MOTOR</u>
31328-91	<u>STARTER MOTOR</u>
31390-91F	<u>STARTER MOTOR</u>
31488-81C	<u>STARTER MOTOR</u>
31504-91B	<u>MAIN WIRING HARNESS (1 OF 2)</u> <u>MAIN WIRING HARNESS - 883/1200 CUSTOM (1 OF 2)</u> <u>MAIN WIRING HARNESS - 1200 SPORT (1 OF 2)</u> <u>SWITCHES AND CIRCUIT BREAKERS</u>
31515-90	<u>STARTER MOTOR</u>
31518-90	<u>STARTER MOTOR</u>
31530-90	<u>STARTER MOTOR</u>
31532-94	<u>OIL TANK & FILTER</u>
31539-91	<u>STARTER MOTOR</u>
31540-91	<u>STARTER MOTOR</u>
31556-91D	<u>STARTER MOTOR</u>
31589-80	<u>REAR FENDER & BELT GUARDS (2 OF 2)</u>
31599-91	<u>STARTER MOTOR</u>
31603-91	<u>STARTER MOTOR</u>
31614-83A	<u>ELECTRONIC IGNITION SYSTEM</u>
31646-98	<u>ELECTRONIC IGNITION SYSTEM - 1200 SPORT</u>
31662-90	<u>STARTER MOTOR</u>
31688-90	<u>STARTER MOTOR</u>
31689-90	<u>STARTER MOTOR</u>
31692-90	<u>STARTER MOTOR</u>
31695-90	<u>STARTER MOTOR</u>
31727-85	<u>ELECTRONIC IGNITION SYSTEM</u>
31732-98A	<u>ELECTRONIC IGNITION SYSTEM - 1200 SPORT</u>

31738-00	<u>ELECTRONIC IGNITION SYSTEM</u>
31986-86A	<u>ELECTRONIC IGNITION SYSTEM</u>
31996-86B	<u>ELECTRONIC IGNITION SYSTEM</u>
3201WA	<u>REAR BRAKE CONTROL</u> <u>HANDLEBAR AND THROTTLE CONTROL - 883/1200 CUSTOM</u> <u>REAR FENDER & BELT GUARDS (1 OF 2)</u> <u>EXHAUST SYSTEM</u>
32043-98	<u>ELECTRONIC IGNITION SYSTEM - 1200 SPORT</u>
32044-98	<u>ELECTRONIC IGNITION SYSTEM - 1200 SPORT</u>
32045-98	<u>ELECTRONIC IGNITION SYSTEM - 1200 SPORT</u>
32046-98	<u>ELECTRONIC IGNITION SYSTEM - 1200 SPORT</u>
3206B	<u>AIR CLEANER & ENRICHENER</u>
3210A	<u>HANDLEBAR AND THROTTLE CONTROL - 883/1200 CUSTOM</u> <u>FRONT FENDER</u> <u>SPEEDOMETER - 883/1200 CUSTOM</u>
3221	<u>AIR CLEANER & ENRICHENER</u>
3228A	<u>ROCKER ARMS, COVERS & PUSH RODS</u>
32362-04	<u>ELECTRONIC IGNITION SYSTEM</u> <u>ELECTRONIC IGNITION SYSTEM - 1200 SPORT</u>
32400-94A	<u>ELECTRONIC IGNITION SYSTEM - 1200 SPORT</u>
32402-83	<u>ELECTRONIC IGNITION SYSTEM</u>
32413-92C	<u>ALTERNATOR & REGULATOR</u>
32417-10	<u>ELECTRONIC IGNITION SYSTEM - 1200 SPORT</u>
32422-98	<u>ELECTRONIC IGNITION SYSTEM - 1200 SPORT</u>
32440-97	<u>CALIFORNIA EVAPORATIVE EMISSIONS KIT</u>
32465-98B	<u>ELECTRONIC IGNITION SYSTEM</u>
32466-98B	<u>ELECTRONIC IGNITION SYSTEM</u>
32475-00B	<u>ELECTRONIC IGNITION SYSTEM</u>
32480-01	<u>ELECTRONIC IGNITION SYSTEM - 1200 SPORT</u>
32495-98	<u>BATTERY</u>
32504-80A	<u>ELECTRONIC IGNITION SYSTEM</u> <u>ELECTRONIC IGNITION SYSTEM - 1200 SPORT</u>
32506-90	<u>ELECTRONIC IGNITION SYSTEM</u>

32549-98	<u>ELECTRONIC IGNITION SYSTEM - 1200 SPORT</u>
32554-02	<u>ELECTRONIC IGNITION SYSTEM</u>
32606-82	<u>ELECTRONIC IGNITION SYSTEM</u> <u>ELECTRONIC IGNITION SYSTEM - 1200 SPORT</u>
3275	<u>CARBURETOR (1 OF 2)</u>
33032-99	<u>SHIFTER - 883/1200 CUSTOM</u> <u>REAR BRAKE CONTROL - 883/1200 CUSTOM</u>
33048-72	<u>FOOTRESTS</u>
33117-91A	<u>OIL TANK & FILTER</u>
33178-90B	<u>SHIFTER</u>
33189-63	<u>FOOTRESTS</u>
33216-99	<u>SHIFTER - 883/1200 CUSTOM</u> <u>REAR BRAKE CONTROL - 883/1200 CUSTOM</u>
33319-90	<u>SHIFTER</u>
33344-94	<u>TRANSMISSION GEARS</u>
3350	<u>STARTER MOTOR</u>
33634-91A	<u>SHIFTER</u>
33652-90	<u>SHIFTER</u>
33653-90	<u>SHIFTER</u>
33655-90	<u>SHIFTER</u>
33656-90A	<u>SHIFTER</u>
3378	<u>SHOCK ABSORBERS</u>
33871-85B	<u>SHIFTER - 883/1200 CUSTOM</u>
33900-99	<u>SWITCHES AND CIRCUIT BREAKERS</u>
34015-91	<u>SHIFTER</u>
3403	<u>STARTER MOTOR</u>
34073-91	<u>SHIFTER</u>
34075-89	<u>SHIFTER</u>
34076-89	<u>SHIFTER</u>
34077-91	<u>SHIFTER</u>
34142-89C	<u>SHIFTER</u>

34144-89C	SHIFTER
34147-89C	SHIFTER
34481-91A	SHIFTER
34483-90	SHIFTER
34486-90	SHIFTER
34491-91	SHIFTER
34492-91	SHIFTER
34560-91	SHIFTER
34611-65A	SHIFTER SHIFTER - 883/1200 CUSTOM
34615-94	SHIFTER
34670-04	SHIFTER - 883/1200 CUSTOM
34760-94	ACCESS DOOR & PRIMARY COVER
34761-94	ACCESS DOOR & PRIMARY COVER
34790-01Y	ACCESS DOOR & PRIMARY COVER
34794-01Y	ACCESS DOOR & PRIMARY COVER
3480A	GEARCASE & COVER TRANSMISSION GEARS
34909-90	REAR BRAKE CONTROL
34911-91A	TRANSMISSION GEARS
34920-86A	CLUTCH
34932-96	TRANSMISSION GEARS
34933-96	REAR BRAKE CONTROL
34938-98	TRANSMISSION GEARS
34943-02	TRANSMISSION GEARS
34955-89B	ACCESS DOOR & PRIMARY COVER
3498	HANDLEBAR & THROTTLE CONTROL HANDLEBAR AND THROTTLE CONTROL - 883/1200 CUSTOM
34992-94	ACCESS DOOR & PRIMARY COVER
34993-90	ACCESS DOOR & PRIMARY COVER
35020-89	TRANSMISSION GEARS

35021-89	<u>ACCESS DOOR & PRIMARY COVER</u>
35022-89A	<u>TRANSMISSION GEARS</u>
35030-89A	<u>ACCESS DOOR & PRIMARY COVER</u>
35034-94	<u>TRANSMISSION GEARS</u>
35038-89A	<u>ACCESS DOOR & PRIMARY COVER</u>
35051-89A	<u>TRANSMISSION GEARS</u>
35063-89	<u>TRANSMISSION GEARS</u>
35078-79	<u>REAR BRAKE CONTROL</u>
3514	<u>HEADLAMP & MIRROR (1 OF 2)</u>
35151-74A	<u>CRANKCASE (2 OF 2)</u>
35211-91B	<u>TRANSMISSION GEARS</u> <u>BELTS & SPROCKETS</u>
3534B	<u>AIR CLEANER & ENRICHENER</u> <u>AIR CLEANER & ENRICHENER</u>
3546	<u>EXHAUST SYSTEM - 883R</u>
3549A	<u>REAR BRAKE CONTROL</u> <u>REAR BRAKE CONTROL - 883/1200 CUSTOM</u>
3559	<u>STARTER MOTOR</u>
3563	<u>HORN</u>
35633-94	<u>TRANSMISSION GEARS</u>
35640-89	<u>TRANSMISSION GEARS</u>
35641-89	<u>TRANSMISSION GEARS</u>
35762-89A	<u>TRANSMISSION GEARS</u>
35763-89A	<u>TRANSMISSION GEARS</u>
35771-94	<u>TRANSMISSION GEARS</u>
35772-94	<u>TRANSMISSION GEARS</u>
35773-94	<u>TRANSMISSION GEARS</u>
35775-94	<u>TRANSMISSION GEARS</u>
35796-00	<u>TRANSMISSION GEARS</u>
35797-00	<u>TRANSMISSION GEARS</u>

3579A	<u>REAR FENDER & BELT GUARDS (1 OF 2)</u>
358	<u>CRANKCASE (1 OF 2)</u>
3594	<u>TRANSMISSION GEARS</u> <u>BELTS & SPROCKETS</u> <u>SEATS</u> <u>SPEEDOMETER & TACHOMETER</u> <u>SPEEDOMETER - 883/1200 CUSTOM</u>
3606	<u>HORN</u>
3610	<u>ACCESS DOOR & PRIMARY COVER</u>
3652	<u>AIR CLEANER & ENRICHENER</u>
3655A	<u>FRONT WHEEL - CAST</u> <u>FRONT WHEEL - CAST</u> <u>FRONT WHEEL - LACED</u>
3658	<u>HANDLEBAR & THROTTLE CONTROL</u> <u>HANDLEBAR AND THROTTLE CONTROL - 883/1200 CUSTOM</u> <u>HANDLEBAR SWITCHES</u>
36715-94	<u>CLUTCH</u>
36731-91	<u>CLUTCH</u>
3675	<u>TRANSMISSION GEARS</u>
36785-91	<u>CLUTCH</u>
36790-91	<u>CLUTCH</u>
36792-91	<u>CLUTCH</u>
36799-91	<u>CLUTCH</u>
36802-84B	<u>CLUTCH</u>
3689	<u>REAR FENDER & BELT GUARDS (2 OF 2)</u>
3696	<u>CRANKCASE (1 OF 2)</u>
37101-84B	<u>ACCESS DOOR & PRIMARY COVER</u> <u>SHIFTER</u>
37495-91	<u>CLUTCH</u>
3767B	<u>SEATS</u> <u>CALIFORNIA EVAPORATIVE EMISSIONS KIT</u>
37870-91	<u>CLUTCH</u>
37872-90	<u>CLUTCH</u>
37904-90	<u>CLUTCH</u>
37905-90	<u>CLUTCH</u>

37908-90	<u>CLUTCH</u>
37909-90	<u>CLUTCH</u>
37911-90	<u>CLUTCH</u>
37912-91	<u>CLUTCH</u>
37913-90	<u>CLUTCH</u>
37977-90	<u>CLUTCH</u>
3802W	<u>FRAME, REAR FORK, & JIFFY STAND</u> <u>CALIFORNIA EVAPORATIVE EMISSIONS KIT</u>
3849	<u>ROCKER ARMS, COVERS & PUSH RODS</u>
38608-96	<u>CLUTCH CONTROL</u>
38630-88	<u>CLUTCH CONTROL</u>
38653-01	<u>HANDLEBAR & THROTTLE CONTROL</u> <u>HANDLEBAR AND THROTTLE CONTROL - 883/1200 CUSTOM</u>
38662-00	<u>CLUTCH CONTROL</u>
38663-00	<u>CLUTCH CONTROL</u>
3899	<u>BELTS & SPROCKETS</u> <u>REAR WHEEL - CAST</u> <u>REAR WHEEL - LACED</u>
3923	<u>HANDLEBAR AND THROTTLE CONTROL - 883/1200 CUSTOM</u>
3930A	<u>BATTERY</u>
3958	<u>SHOCK ABSORBERS</u>
3987	<u>ELECTRONIC IGNITION SYSTEM</u> <u>REAR FENDER & BELT GUARDS (1 OF 2)</u> <u>HORN</u>
3993	<u>ELECTRONIC IGNITION SYSTEM</u>
39975-90A	<u>BELTS & SPROCKETS</u>
40005-57B	<u>BELTS & SPROCKETS</u>
40022-91	<u>BELTS & SPROCKETS</u>
4017	<u>SHIFTER - 883/1200 CUSTOM</u>
40202-91B	<u>TRANSMISSION GEARS</u> <u>BELTS & SPROCKETS</u>
40205-95	<u>TRANSMISSION GEARS</u> <u>BELTS & SPROCKETS</u>
40213-00	<u>BELTS & SPROCKETS</u>

	<u>REAR WHEEL - CAST</u> <u>REAR WHEEL - LACED</u>
40227-00	<u>BELTS & SPROCKETS</u> <u>REAR WHEEL - CAST</u>
40235-89B	<u>BELTS & SPROCKETS</u>
40240-89	<u>BELTS & SPROCKETS</u>
40251-92A	<u>TRANSMISSION GEARS</u> <u>BELTS & SPROCKETS</u>
40285-91B	<u>TRANSMISSION GEARS</u> <u>BELTS & SPROCKETS</u>
40288-95	<u>TRANSMISSION GEARS</u> <u>BELTS & SPROCKETS</u>
4029A	<u>FRONT FORK</u> <u>FRONT FORK - 1200 SPORT</u>
40520-63	<u>ACCESS DOOR & PRIMARY COVER</u>
40759-05	<u>FRONT WHEEL - LACED</u>
40760-05	<u>FRONT WHEEL - LACED</u>
40761-05	<u>FRONT WHEEL - LACED</u>
40762-05	<u>FRONT WHEEL - LACED</u>
40903-87	<u>REAR BRAKE CONTROL</u>
4091	<u>CRANKCASE (1 OF 2)</u>
40910-00A	<u>REAR WHEEL - CAST</u> <u>REAR WHEEL - LACED</u>
40922-87A	<u>REAR BRAKE CONTROL</u>
40925-00A	<u>REAR BRAKE CALIPER</u>
40965-02A	<u>REAR BRAKE CALIPER</u>
40975-05A	<u>REAR WHEEL - LACED</u>
40976-00	<u>REAR WHEEL - LACED</u>
40992-00A	<u>REAR WHEEL - CAST</u>
41012-00A	<u>REAR WHEEL - CAST</u>
41013-00A	<u>REAR WHEEL - CAST</u>
41058-00A	<u>REAR WHEEL - CAST</u>
41123-79	<u>FRONT WHEEL - CAST</u> <u>FRONT WHEEL - LACED</u>

	<u>REAR WHEEL - CAST</u> <u>REAR WHEEL - LACED</u>
41191-74A	<u>ACCESS DOOR & PRIMARY COVER</u>
4132	<u>OIL PUMP</u> <u>CLUTCH CONTROL</u> <u>FRONT BRAKE CONTROL</u>
4134	<u>ALTERNATOR & REGULATOR</u>
41563-77A	<u>REAR WHEEL - CAST</u> <u>REAR WHEEL - LACED</u>
41568-81B	<u>FRAME, REAR FORK, & JIFFY STAND</u>
41573-97	<u>FRAME, REAR FORK, & JIFFY STAND</u>
41579-81	<u>FRAME, REAR FORK, & JIFFY STAND</u>
41642-82	<u>REAR BRAKE CONTROL</u>
41713-86	<u>REAR BRAKE CONTROL</u>
41731-01	<u>FRONT BRAKE CONTROL</u> <u>FRONT BRAKE CONTROL</u> <u>REAR BRAKE CONTROL</u>
41733-88	<u>FRONT BRAKE CONTROL</u>
41739-84A	<u>FRONT BRAKE CONTROL</u>
41747-82A	<u>FRONT BRAKE CONTROL</u> <u>FRONT BRAKE CONTROL</u> <u>REAR BRAKE CONTROL</u>
41797-00	<u>REAR WHEEL - CAST</u> <u>REAR WHEEL - LACED</u>
4237	<u>FUEL TANK</u>
42375-87	<u>REAR BRAKE CONTROL</u>
42381-87	<u>REAR BRAKE CONTROL</u>
42382-87C	<u>REAR BRAKE CONTROL</u>
4240	<u>FRONT BRAKE CONTROL</u> <u>REAR BRAKE CONTROL</u> <u>STEERING HEAD BRACKET ASSEMBLY</u> <u>FUEL TANK</u> <u>CALIFORNIA EVAPORATIVE EMISSIONS KIT</u>
42420-99	<u>SHIFTER - 883/1200 CUSTOM</u>
42421-99	<u>REAR BRAKE CONTROL - 883/1200 CUSTOM</u>
42426-99	<u>SHIFTER - 883/1200 CUSTOM</u> <u>REAR BRAKE CONTROL - 883/1200 CUSTOM</u>

42432-99	<u>REAR BRAKE CONTROL - 883/1200 CUSTOM</u>
42436-87	<u>REAR BRAKE CONTROL</u>
42437-87	<u>REAR BRAKE CONTROL</u>
42441-90A	<u>REAR BRAKE CONTROL</u> <u>FOOTRESTS</u>
42443-80A	<u>SHIFTER - 883/1200 CUSTOM</u> <u>REAR BRAKE CONTROL</u> <u>REAR BRAKE CONTROL - 883/1200 CUSTOM</u>
42447-96	<u>REAR BRAKE CONTROL</u>
42449-80A	<u>CRANKCASE (2 OF 2)</u>
42456-87C	<u>REAR BRAKE CONTROL</u>
42460-80B	<u>REAR BRAKE CONTROL</u> <u>REAR BRAKE CONTROL - 883/1200 CUSTOM</u>
42472-87	<u>REAR BRAKE CONTROL</u>
42479-90	<u>REAR BRAKE CONTROL</u>
42580-99	<u>REAR BRAKE CONTROL - 883/1200 CUSTOM</u>
43001-06	<u>FRONT WHEEL - LACED</u>
43085-97	<u>REAR WHEEL - LACED</u>
4312C	<u>BATTERY</u>
43157-83A	<u>FRONT WHEEL - CAST</u> <u>REAR WHEEL - CAST</u>
43241-05	<u>REAR WHEEL - LACED</u>
4326A	<u>HANDLEBAR & THROTTLE CONTROL</u>
4329	<u>ALTERNATOR & REGULATOR</u>
43312-05A	<u>FRONT WHEEL - LACED</u>
43355-00	<u>FRONT WHEEL - CAST</u>
43358-00	<u>FRONT WHEEL - CAST</u> <u>FRONT WHEEL - LACED</u>
43359-00	<u>FRONT WHEEL - CAST</u>
4337W	<u>CRANKCASE (1 OF 2)</u>
43499-00A	<u>FRONT WHEEL - CAST</u>
4350A	<u>HEADLAMP & MIRROR (1 OF 2)</u>
4351	<u>STEERING HEAD BRACKET ASSEMBLY</u>

4352	<u>STEERING HEAD BRACKET ASSEMBLY</u>
43557-05A	<u>FRONT WHEEL - LACED</u>
43567-92	<u>REAR WHEEL - CAST</u> <u>REAR WHEEL - LACED</u>
43594-00A	<u>FRONT WHEEL - CAST</u>
43595-99	<u>SWITCHES AND CIRCUIT BREAKERS</u>
43608-00	<u>REAR WHEEL - CAST</u> <u>REAR WHEEL - LACED</u>
43610-00A	<u>FRONT WHEEL - LACED</u>
43613-00	<u>FRONT WHEEL - CAST</u> <u>FRONT WHEEL - LACED</u>
43617-00A	<u>FRONT WHEEL - CAST</u> <u>FRONT WHEEL - LACED</u>
43619-00A	<u>FRONT WHEEL - LACED</u>
43654-00A	<u>REAR WHEEL - CAST</u> <u>REAR WHEEL - LACED</u>
43662-80B	<u>FRONT WHEEL - LACED</u>
4377	<u>EXHAUST SYSTEM</u> <u>EXHAUST SYSTEM - 883R</u>
43895-00	<u>FRONT WHEEL - CAST</u> <u>FRONT WHEEL - LACED</u>
44023-00C	<u>FRONT BRAKE CALIPER</u>
44046-00D	<u>FRONT BRAKE CALIPER</u>
44048-83	<u>FRONT BRAKE CALIPER</u> <u>FRONT BRAKE CALIPER</u> <u>REAR BRAKE CALIPER</u>
44082-00D	<u>FRONT BRAKE CALIPER</u> <u>REAR BRAKE CALIPER</u>
44126-87	<u>REAR BRAKE CONTROL</u>
4413	<u>CRANKCASE (1 OF 2)</u>
44136-00	<u>FRONT WHEEL - CAST</u>
44147-87A	<u>FRONT BRAKE CALIPER</u> <u>FRONT BRAKE CALIPER</u> <u>REAR BRAKE CALIPER</u>
44156-00	<u>FRONT WHEEL - CAST</u> <u>FRONT WHEEL - LACED</u>

44160-00	<u>FRONT BRAKE CALIPER</u> <u>FRONT BRAKE CALIPER</u>
44163-00	<u>FRONT BRAKE CALIPER</u> <u>FRONT BRAKE CALIPER</u>
44177-00	<u>FRONT BRAKE CALIPER</u> <u>FRONT BRAKE CALIPER</u> <u>REAR BRAKE CALIPER</u>
4420	<u>HEADLAMP & MIRROR (1 OF 2)</u>
44313-01	<u>FRONT BRAKE CALIPER</u> <u>REAR BRAKE CALIPER</u>
44314-00	<u>FRONT BRAKE CALIPER</u> <u>REAR BRAKE CALIPER</u>
44315-00	<u>FRONT BRAKE CALIPER</u> <u>REAR BRAKE CALIPER</u>
44337-00B	<u>FRONT BRAKE CALIPER</u> <u>REAR BRAKE CALIPER</u>
44338-00	<u>FRONT BRAKE CALIPER</u> <u>FRONT BRAKE CALIPER</u> <u>REAR BRAKE CALIPER</u>
44351-00	<u>REAR BRAKE CALIPER</u>
4435W	<u>CRANKCASE (1 OF 2)</u>
44381-99C	<u>FRONT BRAKE CALIPER</u>
44382-99C	<u>FRONT BRAKE CALIPER</u>
44438-87C	<u>REAR BRAKE CONTROL</u>
4453	<u>STEERING HEAD BRACKET ASSEMBLY</u>
4460	<u>STEERING HEAD BRACKET ASSEMBLY</u>
45004-96A	<u>FRONT BRAKE CONTROL</u>
45005-85	<u>REAR BRAKE CONTROL</u>
45006-96C	<u>FRONT BRAKE CONTROL</u>
45013-96D	<u>FRONT BRAKE CONTROL</u>
45015-96	<u>CLUTCH CONTROL</u>
45016-96	<u>FRONT BRAKE CONTROL</u>
45019-96D	<u>FRONT BRAKE CONTROL</u>
45021-86	<u>CLUTCH CONTROL</u>

45030-03C	<u>FRONT BRAKE CONTROL</u>
45032-82	<u>CLUTCH CONTROL</u> <u>FRONT BRAKE CONTROL</u>
45036-88	<u>CLUTCH CONTROL</u>
45042-82	<u>REAR BRAKE CONTROL</u>
45042-96	<u>FRONT BRAKE CONTROL</u>
45044-96A	<u>CLUTCH CONTROL</u> <u>FRONT BRAKE CONTROL</u>
45072-96C	<u>FRONT BRAKE CONTROL</u>
45074-95	<u>FRONT BRAKE CONTROL</u>
45121-96	<u>FRONT BRAKE CONTROL</u>
45121-96A	<u>FRONT BRAKE CONTROL</u>
45143-88B	<u>FRONT BRAKE CONTROL</u>
45148-96A	<u>FRONT BRAKE CONTROL</u>
45194-99A	<u>FRONT BRAKE CONTROL</u>
45361-90	<u>FRONT FORK</u>
45366-96	<u>FRONT FORK - 1200 SPORT</u>
45367-96	<u>FRONT FORK - 1200 SPORT</u>
45368-96	<u>FRONT FORK - 1200 SPORT</u>
45372-92	<u>FRONT FORK</u>
45374-87	<u>FRONT FORK</u>
45376-97	<u>FRONT FORK</u>
45377-87	<u>FRONT FORK</u> <u>FRONT FORK - 1200 SPORT</u>
45378-87	<u>FRONT FORK</u> <u>FRONT FORK - 1200 SPORT</u>
45395-92	<u>FRONT FORK</u>
45395-97	<u>FRONT FORK</u>
45398-96	<u>FRONT FORK - 1200 SPORT</u>
45399-96	<u>FRONT FORK - 1200 SPORT</u>
45401-87	<u>FRONT FORK</u> <u>FRONT FORK - 1200 SPORT</u>

45405-75A	FRONT FORK
45423-92	CLUTCH CONTROL
45423-96	FRONT BRAKE CONTROL
45460-90	FRONT FORK
45461-87	FRONT FORK FRONT FORK - 1200 SPORT
45465-87	FRONT FORK FRONT FORK - 1200 SPORT
45561-87	STEERING HEAD BRACKET ASSEMBLY
45563-87	STEERING HEAD BRACKET ASSEMBLY
45596-93	EXHAUST SYSTEM EXHAUST SYSTEM
45611-86	STEERING HEAD BRACKET ASSEMBLY
45668-90	STEERING HEAD BRACKET ASSEMBLY
45723-96	FRONT FORK - 1200 SPORT
45726-96	FRONT FORK - 1200 SPORT
45739-87	STEERING HEAD BRACKET ASSEMBLY
45790-80	FRONT FORK
45830-48	CRANKCASE (2 OF 2)
45900-00	FRONT FORK
45901-00	FRONT FORK
45902-00	STARTER MOTOR
45905-87	FRONT FORK FRONT FORK - 1200 SPORT
45921-00	FRONT FORK
45922-00	FRONT FORK
45923-00	FRONT FORK
45925-97	FRONT FORK
45928-00	FRONT FORK
45929-00	FRONT FORK
45938-92	FRONT FORK

45943-00	<u>FRONT FORK - 1200 SPORT</u>
45944-00	<u>FRONT FORK - 1200 SPORT</u>
45974-02	<u>FRONT FORK</u>
45980-96	<u>FRONT FORK - 1200 SPORT</u>
45981-96	<u>FRONT FORK - 1200 SPORT</u>
45984-87	<u>FRONT FORK</u>
45985-96	<u>FRONT FORK - 1200 SPORT</u>
45986-96	<u>FRONT FORK - 1200 SPORT</u>
45996-87	<u>FRONT FORK</u>
46002-87	<u>FRONT FORK</u> <u>FRONT FORK - 1200 SPORT</u>
46022-00	<u>FRONT FORK - 1200 SPORT</u>
46023-00	<u>FRONT FORK - 1200 SPORT</u>
46024-96	<u>FRONT FORK - 1200 SPORT</u>
46991-99	<u>HANDLEBAR AND THROTTLE CONTROL - 883/1200 CUSTOM</u>
47083-81A	<u>FRAME, REAR FORK, & JIFFY STAND</u>
47150-00	<u>FRAME, REAR FORK, & JIFFY STAND</u>
4716W	<u>CYLINDER, HEAD AND VALVES - V²™ EVOLUTION (1 OF 2)</u> <u>HORN</u>
4717A	<u>ACCESS DOOR & PRIMARY COVER</u> <u>GEARCASE & COVER</u>
4718A	<u>ROCKER ARMS, COVERS & PUSH RODS</u>
47209-00	<u>FRAME, REAR FORK, & JIFFY STAND</u>
4721	<u>SHIFTER - 883/1200 CUSTOM</u> <u>REAR BRAKE CONTROL - 883/1200 CUSTOM</u> <u>FOOTRESTS</u> <u>FOOTRESTS</u>
4740A	<u>GEARCASE & COVER</u>
4741A	<u>SHIFTER</u> <u>SHIFTER - 883/1200 CUSTOM</u> <u>FRONT BRAKE CONTROL</u>
4743	<u>SHOCK ABSORBERS</u>
4748	<u>CYLINDER, HEAD AND VALVES - V²™ EVOLUTION (1 OF 2)</u> <u>SHIFTER - 883/1200 CUSTOM</u> <u>REAR BRAKE CONTROL - 883/1200 CUSTOM</u>

4751	<u>ALTERNATOR & REGULATOR</u>
47554-73A	<u>FRAME, REAR FORK, & JIFFY STAND</u>
47587-00	<u>FRAME, REAR FORK, & JIFFY STAND</u>
4758A	<u>FUEL TANK</u>
4765	<u>OIL PUMP</u>
4767	<u>REAR FENDER & BELT GUARDS (1 OF 2)</u>
47937-98	<u>FRAME, REAR FORK, & JIFFY STAND</u>
48154-05A	<u>SWITCHES AND CIRCUIT BREAKERS</u>
4816A	<u>HANDLEBAR & THROTTLE CONTROL</u>
4820A	<u>ACCESS DOOR & PRIMARY COVER</u> <u>GEARCASE & COVER</u> <u>ELECTRONIC IGNITION SYSTEM - 1200 SPORT</u> <u>TRANSMISSION GEARS</u>
4826	<u>TRANSMISSION GEARS</u>
48300-60	<u>STEERING HEAD BRACKET ASSEMBLY</u>
48302-85	<u>CRANKCASE (2 OF 2)</u>
48315-60	<u>STEERING HEAD BRACKET ASSEMBLY</u> <u>FRAME, REAR FORK, & JIFFY STAND</u>
48361-80	<u>STEERING HEAD BRACKET ASSEMBLY</u>
48365-48A	<u>STEERING HEAD BRACKET ASSEMBLY</u>
48367-98	<u>FRAME, REAR FORK, & JIFFY STAND</u>
48403-03	<u>FUEL TANK</u>
49303-98	<u>SHIFTER - 883/1200 CUSTOM</u>
50003-89B	<u>FRAME, REAR FORK, & JIFFY STAND</u>
50005-85A	<u>FRAME, REAR FORK, & JIFFY STAND</u>
50006-89	<u>FRAME, REAR FORK, & JIFFY STAND</u>
50072-92	<u>FRAME, REAR FORK, & JIFFY STAND</u>
50101-91	<u>FRAME, REAR FORK, & JIFFY STAND</u>
50615-83	<u>FOOTRESTS</u>
50643-82	<u>FOOTRESTS</u>
50646-82	<u>FOOTRESTS</u>

50647-82	<u>FOOTRESTS</u>
50912-72	<u>SHIFTER - 883/1200 CUSTOM</u> <u>REAR BRAKE CONTROL - 883/1200 CUSTOM</u> <u>FOOTRESTS</u> <u>FOOTRESTS</u>
50951-90	<u>FOOTRESTS</u>
50972-75	<u>FRAME, REAR FORK, & JIFFY STAND</u>
511	<u>REAR WHEEL - CAST</u> <u>REAR WHEEL - LACED</u>
51187-94A	<u>SEATS</u>
515	<u>SHIFTER</u> <u>REAR BRAKE CONTROL</u> <u>REAR BRAKE CONTROL - 883/1200 CUSTOM</u>
51652-97A	<u>SEATS</u>
51926-02	<u>SEATS</u>
52004-84G	<u>SEATS</u>
52129-92C	<u>SEATS</u>
52132-94A	<u>SEATS</u>
52136-98	<u>SEATS</u>
5226B	<u>CRANKCASE (1 OF 2)</u> <u>SHIFTER</u>
52357-97	<u>SEATS</u>
52358-97	<u>SEATS</u>
52577-96	<u>SEATS</u>
52968-98	<u>SEATS</u>
53156-86	<u>HANDLEBAR & THROTTLE CONTROL</u> <u>HANDLEBAR AND THROTTLE CONTROL - 883/1200 CUSTOM</u>
53176-08	<u>FRAME, REAR FORK, & JIFFY STAND</u>
534	<u>FOOTRESTS</u>
53438-92	<u>HEADLAMP & MIRROR (2 OF 2)</u>
5403B	<u>REAR FENDER & BELT GUARDS (1 OF 2)</u>
54321-85	<u>FRONT WHEEL - LACED</u> <u>REAR WHEEL - LACED</u>
54473-79	<u>SHOCK ABSORBERS</u>

54474-79	<u>SHOCK ABSORBERS</u>
54475-79	<u>SHOCK ABSORBERS</u>
54476-82	<u>SHOCK ABSORBERS</u>
54481-96	<u>SHOCK ABSORBERS</u>
54542-96A	<u>SHOCK ABSORBERS</u>
54552-96A	<u>SHOCK ABSORBERS</u>
54556-84	<u>SHOCK ABSORBERS</u>
54566-97	<u>SHOCK ABSORBERS</u>
54568-92	<u>SHOCK ABSORBERS</u>
54701-82	<u>SHOCK ABSORBERS</u>
54705-00	<u>SHOCK ABSORBERS</u>
54713-96	<u>SHOCK ABSORBERS</u>
54714-96	<u>SHOCK ABSORBERS</u>
54715-96	<u>SHOCK ABSORBERS</u>
554A	<u>FRAME, REAR FORK, & JIFFY STAND</u>
56074-96	<u>HANDLEBAR AND THROTTLE CONTROL - 883/1200 CUSTOM</u>
56081-82A	<u>HANDLEBAR & THROTTLE CONTROL</u>
56082-83	<u>HANDLEBAR & THROTTLE CONTROL</u>
56085-83A	<u>HANDLEBAR & THROTTLE CONTROL</u>
56104-02	<u>TURN SIGNALS</u>
56110-98	<u>HANDLEBAR & THROTTLE CONTROL</u>
56115-95	<u>HANDLEBAR & THROTTLE CONTROL</u>
56116-82A	<u>HANDLEBAR & THROTTLE CONTROL</u>
56117-82A	<u>HANDLEBAR & THROTTLE CONTROL</u>
56153-73	<u>HANDLEBAR & THROTTLE CONTROL</u> <u>HANDLEBAR AND THROTTLE CONTROL - 883/1200 CUSTOM</u>
56159-73	<u>HANDLEBAR & THROTTLE CONTROL</u> <u>HANDLEBAR AND THROTTLE CONTROL - 883/1200 CUSTOM</u>
56185-98A	<u>HANDLEBAR AND THROTTLE CONTROL - 883/1200 CUSTOM</u>
56192-01	<u>HANDLEBAR AND THROTTLE CONTROL - 883/1200 CUSTOM</u>
56206-96	<u>HANDLEBAR & THROTTLE CONTROL</u>

	<u>HANDLEBAR AND THROTTLE CONTROL - 883/1200 CUSTOM</u>
56220-94A	<u>HANDLEBAR & THROTTLE CONTROL</u> <u>HANDLEBAR AND THROTTLE CONTROL - 883/1200 CUSTOM</u>
56308-96	<u>HANDLEBAR & THROTTLE CONTROL</u>
56309-96	<u>HANDLEBAR & THROTTLE CONTROL</u>
56394-74	<u>HANDLEBAR & THROTTLE CONTROL</u> <u>HANDLEBAR AND THROTTLE CONTROL - 883/1200 CUSTOM</u> <u>HANDLEBAR SWITCHES</u>
56396-74A	<u>HANDLEBAR & THROTTLE CONTROL</u> <u>HANDLEBAR AND THROTTLE CONTROL - 883/1200 CUSTOM</u> <u>HANDLEBAR SWITCHES</u>
56397-74C	<u>HANDLEBAR & THROTTLE CONTROL</u> <u>HANDLEBAR AND THROTTLE CONTROL - 883/1200 CUSTOM</u> <u>HANDLEBAR SWITCHES</u>
56400-96	<u>HANDLEBAR & THROTTLE CONTROL</u> <u>HANDLEBAR AND THROTTLE CONTROL - 883/1200 CUSTOM</u>
56401-96	<u>HANDLEBAR & THROTTLE CONTROL</u> <u>HANDLEBAR AND THROTTLE CONTROL - 883/1200 CUSTOM</u>
56402-83A	<u>HANDLEBAR & THROTTLE CONTROL</u> <u>HANDLEBAR AND THROTTLE CONTROL - 883/1200 CUSTOM</u> <u>HANDLEBAR SWITCHES</u>
56508-76	<u>HANDLEBAR & THROTTLE CONTROL</u> <u>HANDLEBAR AND THROTTLE CONTROL - 883/1200 CUSTOM</u>
5741	<u>FRAME, REAR FORK, & JIFFY STAND</u>
5756	<u>REAR WHEEL - CAST</u> <u>REAR WHEEL - LACED</u>
5774	<u>HEADLAMP & MIRROR (1 OF 2)</u>
5787	<u>FUEL TANK</u>
58998-83E	<u>FRONT FENDER</u>
59251-90	<u>REAR FENDER & BELT GUARDS (2 OF 2)</u>
59259-90	<u>REAR FENDER & BELT GUARDS (2 OF 2)</u>
59287-92	<u>REAR FENDER & BELT GUARDS (1 OF 2)</u>
59288-92	<u>REAR FENDER & BELT GUARDS (1 OF 2)</u>
59289-92	<u>REAR FENDER & BELT GUARDS (2 OF 2)</u>
59290-92	<u>REAR FENDER & BELT GUARDS (2 OF 2)</u>
59292-94	<u>REAR FENDER & BELT GUARDS (2 OF 2)</u>

59481-00	<u>FRONT FORK</u> <u>FRONT FORK - 1200 SPORT</u>
59482-00	<u>FRONT FORK</u> <u>FRONT FORK - 1200 SPORT</u>
59483-00	<u>REAR FENDER & BELT GUARDS (2 OF 2)</u>
59594-82C	<u>REAR FENDER & BELT GUARDS (1 OF 2)</u>
59671-98	<u>REAR FENDER & BELT GUARDS (1 OF 2)</u>
59674-99	<u>REAR FENDER & BELT GUARDS (1 OF 2)</u>
59768-97	<u>REAR FENDER & BELT GUARDS (1 OF 2)</u>
59853-98	<u>REAR FENDER & BELT GUARDS (1 OF 2)</u>
59854-98	<u>REAR FENDER & BELT GUARDS (1 OF 2)</u>
59896-94	<u>REAR FENDER & BELT GUARDS (1 OF 2)</u>
59897-94	<u>REAR FENDER & BELT GUARDS (1 OF 2)</u>
59984-73	<u>REAR FENDER & BELT GUARDS (1 OF 2)</u>
59986-75	<u>REAR FENDER & BELT GUARDS (1 OF 2)</u>
59988-72A	<u>REAR FENDER & BELT GUARDS (1 OF 2)</u>
60001-55	<u>REAR FENDER & BELT GUARDS (1 OF 2)</u>
60026-97	<u>REAR FENDER & BELT GUARDS (2 OF 2)</u>
6003	<u>TRANSMISSION GEARS</u>
601	<u>SHIFTER</u>
6012	<u>SHOCK ABSORBERS</u>
6019	<u>CRANKCASE (1 OF 2)</u>
6026	<u>CRANKCASE (1 OF 2)</u>
60348-65B	<u>CRANKCASE (2 OF 2)</u>
6036	<u>SEATS</u>
60381-00	<u>REAR FENDER & BELT GUARDS (1 OF 2)</u>
604	<u>CRANKCASE (1 OF 2)</u>
60419-91	<u>REAR FENDER & BELT GUARDS (1 OF 2)</u>
60429-97	<u>BATTERY</u>
60436-91	<u>REAR FENDER & BELT GUARDS (1 OF 2)</u>

60439-98	<u>OIL TANK & FILTER</u>
6099	<u>SHIFTER</u> <u>CALIFORNIA EVAPORATIVE EMISSIONS KIT</u> <u>CALIFORNIA EVAPORATIVE EMISSIONS KIT</u>
6101	<u>CLUTCH CONTROL</u> <u>FRONT BRAKE CONTROL</u>
61107-92	<u>AIR CLEANER & ENRICHENER</u>
61109-85D	<u>FUEL TANK</u>
61131-92	<u>FRAME, REAR FORK, & JIFFY STAND</u> <u>FUEL TANK</u>
61272-92C	<u>FUEL TANK</u>
61348-03	<u>FUEL TANK</u>
6152	<u>CRANKCASE (1 OF 2)</u> <u>CRANKCASE (1 OF 2)</u>
6157	<u>OIL PUMP</u>
61799-96	<u>FUEL TANK TRIM</u>
61800-96	<u>FUEL TANK TRIM</u>
61811-99	<u>FUEL TANK TRIM</u>
61812-99	<u>FUEL TANK TRIM</u>
6192	<u>REAR FENDER & BELT GUARDS (1 OF 2)</u>
62122-89A	<u>FRAME, REAR FORK, & JIFFY STAND</u>
62150-85	<u>FUEL TANK</u>
62161-02	<u>FUEL TANK</u>
62166-02	<u>FUEL TANK</u>
62169-02A	<u>FUEL TANK</u>
62172-02	<u>FUEL TANK</u>
62192-01	<u>FUEL TANK TRIM</u>
62193-01	<u>FUEL TANK TRIM</u>
6220W	<u>BATTERY</u>
62347-95	<u>FUEL TANK</u>
62361-94	<u>OIL TANK & FILTER</u>
62375-57A	<u>GEARCASE & COVER</u>

62493-89	OIL TANK & FILTER
62494-94B	OIL TANK & FILTER
62540-83	OIL TANK & FILTER BATTERY
62555-95	CARBURETOR (2 OF 2) FUEL TANK
62563-65	OIL TANK & FILTER
62569-94	BATTERY
62601-91A	OIL PUMP
62631-91	OIL TANK & FILTER
62634-84A	OIL TANK & FILTER
6272	HEADLAMP & MIRROR (1 OF 2)
6288	SWITCHES AND CIRCUIT BREAKERS
62888-99	OIL TANK & FILTER
6314W	CRANKCASE (1 OF 2)
6333	FUEL TANK
63500-68	CRANKCASE (2 OF 2) OIL TANK & FILTER
63501-68B	GEARCASE & COVER CARBURETOR (2 OF 2) OIL TANK & FILTER
63504-94	OIL TANK & FILTER
63533-41A	CRANKCASE (2 OF 2) OIL PUMP
63542-94A	OIL TANK & FILTER
63576-95	OIL TANK & FILTER
6366	REAR BRAKE CONTROL
63796-77A	OIL TANK & FILTER
63805-80A	OIL TANK & FILTER
63858-49	ROCKER ARMS, COVERS & PUSH RODS
6410	AIR CLEANER & ENRICHENER
64780-02	EXHAUST SYSTEM - 883R
64783-02	EXHAUST SYSTEM - 883R

64784-02	<u>EXHAUST SYSTEM - 883R</u>
64785-02	<u>EXHAUST SYSTEM - 883R</u>
64860-99	<u>EXHAUST SYSTEM - 883R</u>
64861-99	<u>EXHAUST SYSTEM - 883R</u>
6516HW	<u>BELTS & SPROCKETS</u> <u>REAR WHEEL - CAST</u> <u>REAR WHEEL - LACED</u>
65171-98A	<u>EXHAUST SYSTEM</u>
65173-00	<u>EXHAUST SYSTEM</u>
65177-98A	<u>EXHAUST SYSTEM</u>
65179-00	<u>EXHAUST SYSTEM</u>
65184-02	<u>EXHAUST SYSTEM</u> <u>EXHAUST SYSTEM - 883R</u>
65193-98A	<u>EXHAUST SYSTEM</u>
65221-02	<u>EXHAUST SYSTEM - 883R</u>
65296-95A	<u>EXHAUST SYSTEM</u>
65312-98A	<u>EXHAUST SYSTEM</u>
65324-83B	<u>EXHAUST SYSTEM</u> <u>EXHAUST SYSTEM - 883R</u>
65325-83A	<u>EXHAUST SYSTEM</u> <u>EXHAUST SYSTEM - 883R</u>
65419-86	<u>EXHAUST SYSTEM</u>
65568-86A	<u>EXHAUST SYSTEM</u>
65569-86A	<u>EXHAUST SYSTEM</u>
65573-00	<u>EXHAUST SYSTEM</u>
65575-00	<u>EXHAUST SYSTEM</u>
65576-00	<u>EXHAUST SYSTEM</u>
65584-00	<u>EXHAUST SYSTEM</u>
65585-00A	<u>EXHAUST SYSTEM</u>
65589-00A	<u>EXHAUST SYSTEM</u>
65590-00	<u>EXHAUST SYSTEM</u>
65596-00	<u>EXHAUST SYSTEM</u>

65599-80D	EXHAUST SYSTEM
65600-00	EXHAUST SYSTEM
65605-97	EXHAUST SYSTEM
65613-97	EXHAUST SYSTEM
65712-95	EXHAUST SYSTEM
65719-95	EXHAUST SYSTEM
65781-82	EXHAUST SYSTEM
65782-82	EXHAUST SYSTEM
6590HW	FRONT WHEEL - CAST FRONT WHEEL - LACED
65989-97C	BATTERY
66040-00	BATTERY
66194-98	BATTERY
66214-97	BATTERY
66325-82	FRAME, REAR FORK, & JIFFY STAND
66352-65	BATTERY
66359-97	BATTERY
66367-97	BATTERY
66392-02	FRAME, REAR FORK, & JIFFY STAND
66476-98	BATTERY
6655	STEERING HEAD BRACKET ASSEMBLY
6701	CYLINDER, HEAD AND VALVES - V²™ EVOLUTION (1 OF 2) CRANKCASE (1 OF 2) FRONT FORK FRONT FORK - 1200 SPORT HEADLAMP & MIRROR (1 OF 2) HORN
6702	ACCESS DOOR & PRIMARY COVER ELECTRONIC IGNITION SYSTEM SHIFTER SHIFTER - 883/1200 CUSTOM REAR BRAKE CONTROL HANDLEBAR & THROTTLE CONTROL HANDLEBAR AND THROTTLE CONTROL - 883/1200 CUSTOM REAR FENDER & BELT GUARDS (1 OF 2) HEADLAMP & MIRROR (1 OF 2) EXHAUST SYSTEM

	<u>SPEEDOMETER - 883/1200 CUSTOM HORN</u>
67025-99A	<u>SPEEDOMETER & TACHOMETER</u>
6703	<u>SEATS</u> <u>REAR FENDER & BELT GUARDS (1 OF 2)</u> <u>REAR FENDER & BELT GUARDS (2 OF 2)</u> <u>OIL TANK & FILTER</u> <u>CALIFORNIA EVAPORATIVE EMISSIONS KIT</u>
67037-98B	<u>SPEEDOMETER & TACHOMETER</u>
67041-98B	<u>SPEEDOMETER & TACHOMETER</u>
67042-99	<u>SPEEDOMETER & TACHOMETER</u>
67053-95	<u>SPEEDOMETER & TACHOMETER</u>
67084-96	<u>SPEEDOMETER - 883/1200 CUSTOM</u>
67085-95	<u>SPEEDOMETER & TACHOMETER</u>
67088-96	<u>SPEEDOMETER - 883/1200 CUSTOM</u>
67103-95	<u>SPEEDOMETER & TACHOMETER</u>
67104-95	<u>SPEEDOMETER & TACHOMETER</u>
67121-95A	<u>SPEEDOMETER & TACHOMETER</u> <u>SPEEDOMETER - 883/1200 CUSTOM</u>
67133-98	<u>CALIFORNIA EVAPORATIVE EMISSIONS KIT</u>
6716	<u>ELECTRONIC IGNITION SYSTEM - 1200 SPORT</u>
6718	<u>SHOCK ABSORBERS</u>
67184-94	<u>SPEEDOMETER & TACHOMETER</u> <u>SPEEDOMETER - 883/1200 CUSTOM</u>
67283-99A	<u>SPEEDOMETER & TACHOMETER</u> <u>SPEEDOMETER - 883/1200 CUSTOM</u>
67284-99A	<u>SPEEDOMETER & TACHOMETER</u> <u>SPEEDOMETER - 883/1200 CUSTOM</u>
67285-99A	<u>SPEEDOMETER & TACHOMETER</u> <u>SPEEDOMETER - 883/1200 CUSTOM</u>
67290-98B	<u>SPEEDOMETER & TACHOMETER</u>
67320-95	<u>SPEEDOMETER & TACHOMETER</u>
67338-97	<u>SPEEDOMETER & TACHOMETER</u>
67344-97	<u>SPEEDOMETER & TACHOMETER</u>
67345-97	<u>SPEEDOMETER & TACHOMETER</u>

6736	<u>ROCKER ARMS, COVERS & PUSH RODS</u>
6738	<u>SHOCK ABSORBERS</u>
67415-99A	<u>SPEEDOMETER - 883/1200 CUSTOM</u>
67416-99A	<u>SPEEDOMETER - 883/1200 CUSTOM</u>
67419-99	<u>SPEEDOMETER & TACHOMETER</u>
67436-99A	<u>SPEEDOMETER - 883/1200 CUSTOM</u>
67601-94A	<u>HEADLAMP & MIRROR (1 OF 2)</u>
67602-94	<u>HEADLAMP & MIRROR (2 OF 2)</u>
67603-94A	<u>HEADLAMP & MIRROR (1 OF 2)</u>
67604-94	<u>HEADLAMP & MIRROR (2 OF 2)</u>
67685-92	<u>HEADLAMP & MIRROR (1 OF 2)</u>
67691-92	<u>HEADLAMP & MIRROR (2 OF 2)</u>
67698-81D	<u>HEADLAMP & MIRROR (1 OF 2)</u>
67705-92	<u>HEADLAMP & MIRROR (1 OF 2)</u>
67719-63	<u>HEADLAMP & MIRROR (1 OF 2)</u> <u>MAIN WIRING HARNESS (1 OF 2)</u> <u>MAIN WIRING HARNESS - 1200 SPORT (1 OF 2)</u>
67725-63	<u>HEADLAMP & MIRROR (1 OF 2)</u>
67744-75	<u>HEADLAMP & MIRROR (1 OF 2)</u>
67763-92A	<u>HEADLAMP & MIRROR (2 OF 2)</u>
67771-08	<u>HEADLAMP & MIRROR (2 OF 2)</u>
67781-92A	<u>HEADLAMP & MIRROR (2 OF 2)</u>
67805-92	<u>HEADLAMP & MIRROR (1 OF 2)</u>
67815-59A	<u>HEADLAMP & MIRROR (1 OF 2)</u>
67822-88	<u>TURN SIGNALS</u>
67827-88A	<u>TURN SIGNALS</u>
67828-88A	<u>TURN SIGNALS</u>
67829-88	<u>TURN SIGNALS</u>
67834-83	<u>HEADLAMP & MIRROR (1 OF 2)</u>
67850-96	<u>HEADLAMP & MIRROR (2 OF 2)</u>

67854-98	<u>SPEEDOMETER & TACHOMETER SPEEDOMETER - 883/1200 CUSTOM</u>
67861-96	<u>HANDLEBAR AND THROTTLE CONTROL - 883/1200 CUSTOM</u>
67865-89	<u>HEADLAMP & MIRROR (2 OF 2)</u>
67880-94	<u>SPEEDOMETER & TACHOMETER SPEEDOMETER - 883/1200 CUSTOM</u>
67881-96B	<u>HEADLAMP & MIRROR (2 OF 2)</u>
67882-96	<u>HEADLAMP & MIRROR (2 OF 2)</u>
67894-93A	<u>HEADLAMP & MIRROR (2 OF 2)</u>
67901-96A	<u>HEADLAMP & MIRROR (2 OF 2)</u>
67919-96	<u>HEADLAMP & MIRROR (2 OF 2)</u>
67963-98	<u>HEADLAMP & MIRROR (1 OF 2)</u>
67972-98	<u>HEADLAMP & MIRROR (1 OF 2)</u>
67973-98	<u>HEADLAMP & MIRROR (2 OF 2)</u>
6798	<u>REAR FENDER & BELT GUARDS (1 OF 2)</u>
68024-94	<u>SPEEDOMETER & TACHOMETER SPEEDOMETER - 883/1200 CUSTOM</u>
68026-99	<u>TAIL LAMP</u>
68030-96	<u>HANDLEBAR AND THROTTLE CONTROL - 883/1200 CUSTOM</u>
68061-94B	<u>HEADLAMP & MIRROR (2 OF 2)</u>
68066-99A	<u>TAIL LAMP</u>
68140-04	<u>TAIL LAMP</u>
68140-99A	<u>TAIL LAMP</u>
68141-04	<u>TAIL LAMP</u>
68141-99A	<u>TAIL LAMP</u>
68142-04	<u>TAIL LAMP</u>
68163-84	<u>TURN SIGNALS</u>
68167-04	<u>TAIL LAMP</u> <u>TAIL LAMP</u>
68168-89A	<u>TURN SIGNALS</u> <u>TAIL LAMP</u>
68169-90A	<u>TAIL LAMP</u>

68296-99A	<u>TAIL LAMP</u>
68329-03	<u>HEADLAMP & MIRROR (2 OF 2)</u>
68370-03A	<u>TAIL LAMP</u>
68372-03	<u>TAIL LAMP</u>
68382-96	<u>SPEEDOMETER - 883/1200 CUSTOM</u>
68441-00	<u>REAR FENDER & BELT GUARDS (2 OF 2)</u>
68480-02	<u>TURN SIGNALS</u>
68513-95A	<u>SPEEDOMETER & TACHOMETER</u>
68516-95	<u>SPEEDOMETER & TACHOMETER</u>
68540-96	<u>REAR FENDER & BELT GUARDS (1 OF 2)</u>
68558-03	<u>TAIL LAMP</u>
68562-84	<u>FRONT BRAKE CONTROL</u> <u>REAR BRAKE CONTROL</u>
68572-64B	<u>TURN SIGNALS</u>
68650-92	<u>HEADLAMP & MIRROR (2 OF 2)</u>
68705-93A	<u>HEADLAMP & MIRROR (2 OF 2)</u>
68715-96	<u>SPEEDOMETER - 883/1200 CUSTOM</u>
68792-96	<u>SPEEDOMETER - 883/1200 CUSTOM</u>
68811-01	<u>SPEEDOMETER & TACHOMETER</u>
68813-01	<u>SPEEDOMETER & TACHOMETER</u>
68820-98	<u>SPEEDOMETER & TACHOMETER</u> <u>SPEEDOMETER - 883/1200 CUSTOM</u>
68830-99A	<u>TAIL LAMP</u>
68832-99	<u>TAIL LAMP</u>
68833-99	<u>TAIL LAMP</u>
68841-98	<u>SPEEDOMETER & TACHOMETER</u> <u>SPEEDOMETER - 883/1200 CUSTOM</u>
68870-01	<u>SPEEDOMETER - 883/1200 CUSTOM</u>
68899-99	<u>TAIL LAMP</u>
68904-00	<u>TURN SIGNALS</u>
68905-00	<u>TURN SIGNALS</u>

68972-00	TURN SIGNALS
68973-00	TURN SIGNALS TURN SIGNALS
68975-00	TURN SIGNALS
68977-00	TURN SIGNALS
68978-00	TURN SIGNALS
69000014	HORN
69012-93A	HORN
69037-95A	AIR CLEANER & ENRICHENER HORN
69060-90F	HORN
69062-91A	HORN
69120-91	HORN
69123-92A	HORN
69135-96A	HORN
69187-03A	TAIL LAMP
70068-96	HORN
70076-97	BATTERY
70087-95	HORN
70097-97	BATTERY
70118-97	FUEL TANK
70135-99	MAIN WIRING HARNESS (1 OF 2) MAIN WIRING HARNESS (2 OF 2)
70139-99	MAIN WIRING HARNESS - 1200 SPORT (1 OF 2) MAIN WIRING HARNESS - 1200 SPORT (2 OF 2)
70153-99	MAIN WIRING HARNESS - 883/1200 CUSTOM (1 OF 2) MAIN WIRING HARNESS - 883/1200 CUSTOM (2 OF 2)
7019	SHIFTER
70191-73A	STEERING HEAD BRACKET ASSEMBLY
70227-99	SWITCHES AND CIRCUIT BREAKERS
70345-84	HANDLEBAR SWITCHES
7036	ELECTRONIC IGNITION SYSTEM

7038	<u>CYLINDER, HEAD AND VALVES - V²™ EVOLUTION (1 OF 2)</u> <u>CRANKCASE (1 OF 2)</u> <u>FRONT FORK</u> <u>FRONT FORK - 1200 SPORT</u>
7041	<u>HORN</u>
7042	<u>REAR BRAKE CONTROL</u>
7045	<u>FOOTRESTS</u> <u>HEADLAMP & MIRROR (1 OF 2)</u>
70504-81	<u>HANDLEBAR & THROTTLE CONTROL</u> <u>HANDLEBAR AND THROTTLE CONTROL - 883/1200 CUSTOM</u>
70578-89	<u>BATTERY</u>
70585-93	<u>SPEEDOMETER & TACHOMETER</u> <u>SPEEDOMETER - 883/1200 CUSTOM</u>
70586-93	<u>HEADLAMP & MIRROR (2 OF 2)</u> <u>SWITCHES AND CIRCUIT BREAKERS</u>
70587-93	<u>SWITCHES AND CIRCUIT BREAKERS</u>
7068	<u>FRONT WHEEL - CAST</u> <u>FRONT WHEEL - LACED</u> <u>HEADLAMP & MIRROR (1 OF 2)</u>
7124	<u>SEATS</u>
7127	<u>HEADLAMP & MIRROR (1 OF 2)</u> <u>TURN SIGNALS</u>
7129	<u>STEERING HEAD BRACKET ASSEMBLY</u>
71441-94	<u>SWITCHES AND CIRCUIT BREAKERS</u>
71451-94A	<u>SWITCHES AND CIRCUIT BREAKERS</u>
7145W	<u>CRANKCASE (1 OF 2)</u> <u>CLUTCH CONTROL</u> <u>HORN</u>
71510-95	<u>SWITCHES AND CIRCUIT BREAKERS</u>
71550-94	<u>SWITCHES AND CIRCUIT BREAKERS</u>
71552-94	<u>SWITCHES AND CIRCUIT BREAKERS</u>
71563-96	<u>HANDLEBAR & THROTTLE CONTROL</u> <u>HANDLEBAR AND THROTTLE CONTROL - 883/1200 CUSTOM</u> <u>HANDLEBAR SWITCHES</u>
71564-96	<u>HANDLEBAR & THROTTLE CONTROL</u> <u>HANDLEBAR AND THROTTLE CONTROL - 883/1200 CUSTOM</u> <u>HANDLEBAR SWITCHES</u>
71567-96	<u>HANDLEBAR SWITCHES</u>

71568-96A	<u>HANDLEBAR SWITCHES</u>
71587-04	<u>HANDLEBAR SWITCHES</u>
71621-08	<u>HANDLEBAR SWITCHES</u>
71682-06A	<u>HANDLEBAR SWITCHES</u>
71683-06A	<u>HANDLEBAR SWITCHES</u>
71684-06A	<u>HANDLEBAR SWITCHES</u>
71685-06A	<u>HANDLEBAR SWITCHES</u>
71795-63A	<u>FRONT BRAKE CONTROL</u> <u>REAR BRAKE CONTROL</u>
720	<u>CRANKCASE (1 OF 2)</u>
72023-51E	<u>REAR BRAKE CONTROL</u> <u>SWITCHES AND CIRCUIT BREAKERS</u>
72033-93	<u>MAIN WIRING HARNESS (1 OF 2)</u> <u>MAIN WIRING HARNESS - 883/1200 CUSTOM (1 OF 2)</u> <u>MAIN WIRING HARNESS - 1200 SPORT (1 OF 2)</u>
72046-79	<u>MAIN WIRING HARNESS (1 OF 2)</u> <u>MAIN WIRING HARNESS - 883/1200 CUSTOM (1 OF 2)</u> <u>MAIN WIRING HARNESS - 1200 SPORT (1 OF 2)</u>
72056-92	<u>HEADLAMP & MIRROR (2 OF 2)</u> <u>MAIN WIRING HARNESS (1 OF 2)</u> <u>MAIN WIRING HARNESS - 1200 SPORT (1 OF 2)</u>
72102-94BK	<u>MAIN WIRING HARNESS (1 OF 2)</u> <u>MAIN WIRING HARNESS - 883/1200 CUSTOM (1 OF 2)</u>
72103-94BK	<u>ELECTRONIC IGNITION SYSTEM - 1200 SPORT</u>
72106-94BK	<u>ELECTRONIC IGNITION SYSTEM</u> <u>MAIN WIRING HARNESS (1 OF 2)</u> <u>MAIN WIRING HARNESS (1 OF 2)</u> <u>MAIN WIRING HARNESS - 883/1200 CUSTOM (1 OF 2)</u> <u>MAIN WIRING HARNESS - 883/1200 CUSTOM (1 OF 2)</u> <u>MAIN WIRING HARNESS - 1200 SPORT (1 OF 2)</u> <u>MAIN WIRING HARNESS - 1200 SPORT (1 OF 2)</u>
72112-94BK	<u>ELECTRONIC IGNITION SYSTEM</u>
72113-94BK	<u>MAIN WIRING HARNESS - 1200 SPORT (1 OF 2)</u>
72116-94BK	<u>MAIN WIRING HARNESS (1 OF 2)</u> <u>MAIN WIRING HARNESS - 883/1200 CUSTOM (1 OF 2)</u> <u>HANDLEBAR SWITCHES</u>
72119-94BK	<u>MAIN WIRING HARNESS - 1200 SPORT (1 OF 2)</u>
72124-94GY	<u>MAIN WIRING HARNESS - 1200 SPORT (1 OF 2)</u>

72138-94GY	<u>MAIN WIRING HARNESS (1 OF 2)</u> <u>MAIN WIRING HARNESS - 883/1200 CUSTOM (1 OF 2)</u> <u>MAIN WIRING HARNESS - 1200 SPORT (1 OF 2)</u>
72139-94GY	<u>MAIN WIRING HARNESS - 1200 SPORT (1 OF 2)</u>
72142-94	<u>MAIN WIRING HARNESS (1 OF 2)</u> <u>MAIN WIRING HARNESS - 883/1200 CUSTOM (1 OF 2)</u>
72143-94	<u>SPEEDOMETER & TACHOMETER</u> <u>SPEEDOMETER - 883/1200 CUSTOM</u>
72144-94	<u>MAIN WIRING HARNESS - 1200 SPORT (1 OF 2)</u>
72146-94	<u>ELECTRONIC IGNITION SYSTEM</u> <u>MAIN WIRING HARNESS (1 OF 2)</u> <u>MAIN WIRING HARNESS - 883/1200 CUSTOM (1 OF 2)</u> <u>MAIN WIRING HARNESS - 1200 SPORT (1 OF 2)</u>
72152-94	<u>ELECTRONIC IGNITION SYSTEM</u>
72153-94	<u>SPEEDOMETER & TACHOMETER</u> <u>SPEEDOMETER - 883/1200 CUSTOM</u> <u>MAIN WIRING HARNESS - 1200 SPORT (1 OF 2)</u>
72156-94	<u>MAIN WIRING HARNESS (1 OF 2)</u> <u>MAIN WIRING HARNESS - 883/1200 CUSTOM (1 OF 2)</u> <u>HANDLEBAR SWITCHES</u>
72158-94	<u>MAIN WIRING HARNESS (1 OF 2)</u> <u>MAIN WIRING HARNESS - 883/1200 CUSTOM (1 OF 2)</u> <u>MAIN WIRING HARNESS - 1200 SPORT (1 OF 2)</u>
72159-94	<u>MAIN WIRING HARNESS - 1200 SPORT (1 OF 2)</u>
72163-94BK	<u>SPEEDOMETER & TACHOMETER</u> <u>SPEEDOMETER - 883/1200 CUSTOM</u>
72176-94	<u>HANDLEBAR SWITCHES</u>
72180-94	<u>MAIN WIRING HARNESS (1 OF 2)</u> <u>MAIN WIRING HARNESS - 883/1200 CUSTOM (1 OF 2)</u> <u>MAIN WIRING HARNESS - 1200 SPORT (1 OF 2)</u>
72190-94	<u>ELECTRONIC IGNITION SYSTEM</u> <u>ELECTRONIC IGNITION SYSTEM - 1200 SPORT</u> <u>SPEEDOMETER & TACHOMETER</u> <u>SPEEDOMETER - 883/1200 CUSTOM</u> <u>MAIN WIRING HARNESS (1 OF 2)</u> <u>MAIN WIRING HARNESS - 883/1200 CUSTOM (1 OF 2)</u> <u>MAIN WIRING HARNESS - 1200 SPORT (1 OF 2)</u>
72191-94	<u>ELECTRONIC IGNITION SYSTEM</u> <u>MAIN WIRING HARNESS (1 OF 2)</u> <u>MAIN WIRING HARNESS - 883/1200 CUSTOM (1 OF 2)</u> <u>MAIN WIRING HARNESS - 1200 SPORT (1 OF 2)</u> <u>HANDLEBAR SWITCHES</u>

72195-94	ELECTRONIC IGNITION SYSTEM MAIN WIRING HARNESS (1 OF 2) MAIN WIRING HARNESS - 883/1200 CUSTOM (1 OF 2) MAIN WIRING HARNESS - 1200 SPORT (2 OF 2)
72196-94	MAIN WIRING HARNESS (1 OF 2) MAIN WIRING HARNESS - 883/1200 CUSTOM (1 OF 2) MAIN WIRING HARNESS - 1200 SPORT (2 OF 2)
72197-94	ALTERNATOR & REGULATOR
72199-94	ELECTRONIC IGNITION SYSTEM ELECTRONIC IGNITION SYSTEM - 1200 SPORT SPEEDOMETER & TACHOMETER SPEEDOMETER - 883/1200 CUSTOM MAIN WIRING HARNESS (2 OF 2) MAIN WIRING HARNESS - 883/1200 CUSTOM (1 OF 2)
7220	FRONT BRAKE CONTROL REAR BRAKE CONTROL STEERING HEAD BRACKET ASSEMBLY SWITCHES AND CIRCUIT BREAKERS
72213-94	MAIN WIRING HARNESS - 1200 SPORT (2 OF 2)
72214-94	MAIN WIRING HARNESS - 1200 SPORT (2 OF 2)
72216-94	MAIN WIRING HARNESS (2 OF 2) MAIN WIRING HARNESS - 883/1200 CUSTOM (2 OF 2) MAIN WIRING HARNESS - 1200 SPORT (2 OF 2)
72217-94	MAIN WIRING HARNESS (2 OF 2) MAIN WIRING HARNESS - 883/1200 CUSTOM (2 OF 2) MAIN WIRING HARNESS - 1200 SPORT (2 OF 2)
72218-94	MAIN WIRING HARNESS (2 OF 2) MAIN WIRING HARNESS - 883/1200 CUSTOM (2 OF 2) MAIN WIRING HARNESS - 1200 SPORT (2 OF 2)
72219-94	MAIN WIRING HARNESS (2 OF 2) MAIN WIRING HARNESS - 883/1200 CUSTOM (2 OF 2) MAIN WIRING HARNESS - 1200 SPORT (2 OF 2)
72220-94	MAIN WIRING HARNESS (2 OF 2) MAIN WIRING HARNESS - 883/1200 CUSTOM (2 OF 2) MAIN WIRING HARNESS - 1200 SPORT (2 OF 2)
72230-98	MAIN WIRING HARNESS - 1200 SPORT (2 OF 2)
72231-98	MAIN WIRING HARNESS - 1200 SPORT (2 OF 2)
72249-94	MAIN WIRING HARNESS (2 OF 2) MAIN WIRING HARNESS - 883/1200 CUSTOM (2 OF 2) MAIN WIRING HARNESS - 1200 SPORT (2 OF 2)
72266-94	SPEEDOMETER & TACHOMETER SPEEDOMETER - 883/1200 CUSTOM MAIN WIRING HARNESS - 883/1200 CUSTOM (2 OF 2) HANDLEBAR SWITCHES

72268-94	<u>SWITCHES AND CIRCUIT BREAKERS</u>
72280-95	<u>MAIN WIRING HARNESS - 1200 SPORT (2 OF 2)</u>
72290-94	<u>MAIN WIRING HARNESS (2 OF 2)</u> <u>MAIN WIRING HARNESS - 883/1200 CUSTOM (2 OF 2)</u> <u>MAIN WIRING HARNESS - 1200 SPORT (2 OF 2)</u>
72291-94	<u>MAIN WIRING HARNESS (2 OF 2)</u> <u>MAIN WIRING HARNESS - 883/1200 CUSTOM (2 OF 2)</u> <u>MAIN WIRING HARNESS - 1200 SPORT (2 OF 2)</u>
72295-94	<u>MAIN WIRING HARNESS (2 OF 2)</u> <u>MAIN WIRING HARNESS - 883/1200 CUSTOM (2 OF 2)</u> <u>MAIN WIRING HARNESS - 1200 SPORT (2 OF 2)</u>
72347-94	<u>MAIN WIRING HARNESS (2 OF 2)</u> <u>MAIN WIRING HARNESS - 883/1200 CUSTOM (2 OF 2)</u> <u>MAIN WIRING HARNESS - 1200 SPORT (2 OF 2)</u> <u>SWITCHES AND CIRCUIT BREAKERS</u>
72366-95	<u>MAIN WIRING HARNESS (2 OF 2)</u> <u>MAIN WIRING HARNESS - 883/1200 CUSTOM (2 OF 2)</u> <u>MAIN WIRING HARNESS - 1200 SPORT (2 OF 2)</u>
72373-97	<u>SWITCHES AND CIRCUIT BREAKERS</u>
72375-98	<u>ELECTRONIC IGNITION SYSTEM - 1200 SPORT</u>
72399-98	<u>MAIN WIRING HARNESS (2 OF 2)</u> <u>MAIN WIRING HARNESS - 883/1200 CUSTOM (2 OF 2)</u> <u>MAIN WIRING HARNESS - 1200 SPORT (2 OF 2)</u>
72405-98BK	<u>MAIN WIRING HARNESS (2 OF 2)</u> <u>MAIN WIRING HARNESS - 883/1200 CUSTOM (2 OF 2)</u>
72405-98GN	<u>MAIN WIRING HARNESS (2 OF 2)</u> <u>MAIN WIRING HARNESS - 883/1200 CUSTOM (2 OF 2)</u> <u>MAIN WIRING HARNESS - 1200 SPORT (2 OF 2)</u>
72445-99TN	<u>MAIN WIRING HARNESS (2 OF 2)</u> <u>MAIN WIRING HARNESS - 883/1200 CUSTOM (2 OF 2)</u> <u>MAIN WIRING HARNESS - 1200 SPORT (2 OF 2)</u>
72507-94	<u>HEADLAMP & MIRROR (2 OF 2)</u> <u>MAIN WIRING HARNESS (2 OF 2)</u> <u>MAIN WIRING HARNESS - 1200 SPORT (2 OF 2)</u>
73103-96BK	<u>MAIN WIRING HARNESS (2 OF 2)</u> <u>MAIN WIRING HARNESS - 883/1200 CUSTOM (2 OF 2)</u> <u>MAIN WIRING HARNESS - 1200 SPORT (2 OF 2)</u>
73104-96BK	<u>MAIN WIRING HARNESS - 883/1200 CUSTOM (2 OF 2)</u>
73106-96BK	<u>MAIN WIRING HARNESS (2 OF 2)</u> <u>MAIN WIRING HARNESS - 883/1200 CUSTOM (2 OF 2)</u> <u>MAIN WIRING HARNESS - 1200 SPORT (2 OF 2)</u>
73108-96BK	<u>MAIN WIRING HARNESS (2 OF 2)</u> <u>MAIN WIRING HARNESS - 883/1200 CUSTOM (2 OF 2)</u>

	<u>MAIN WIRING HARNESS - 1200 SPORT (2 OF 2)</u>
73152-96BK	<u>TURN SIGNALS</u>
73153-96BK	<u>AIR CLEANER & ENRICHENER</u>
73154-96BK	<u>HEADLAMP & MIRROR (2 OF 2)</u> <u>TAIL LAMP</u>
73156-96BK	<u>TURN SIGNALS</u> <u>TAIL LAMP</u>
73158-96BK	<u>TAIL LAMP</u>
73190-96	<u>MAIN WIRING HARNESS (2 OF 2)</u> <u>MAIN WIRING HARNESS - 883/1200 CUSTOM (2 OF 2)</u> <u>MAIN WIRING HARNESS - 1200 SPORT (2 OF 2)</u>
73191-96	<u>AIR CLEANER & ENRICHENER</u> <u>HEADLAMP & MIRROR (2 OF 2)</u> <u>TURN SIGNALS</u> <u>TAIL LAMP</u>
73198-96	<u>MAIN WIRING HARNESS (2 OF 2)</u> <u>MAIN WIRING HARNESS - 883/1200 CUSTOM (2 OF 2)</u> <u>MAIN WIRING HARNESS - 1200 SPORT (2 OF 2)</u>
740	<u>FRAME, REAR FORK, & JIFFY STAND</u>
74109-98BK	<u>MAIN WIRING HARNESS (2 OF 2)</u> <u>MAIN WIRING HARNESS - 883/1200 CUSTOM (2 OF 2)</u> <u>MAIN WIRING HARNESS - 1200 SPORT (2 OF 2)</u>
74119-98BK	<u>SPEEDOMETER & TACHOMETER</u> <u>SPEEDOMETER - 883/1200 CUSTOM</u>
74149-98	<u>MAIN WIRING HARNESS (2 OF 2)</u> <u>MAIN WIRING HARNESS - 883/1200 CUSTOM (2 OF 2)</u> <u>MAIN WIRING HARNESS - 1200 SPORT (2 OF 2)</u>
74159-98	<u>SPEEDOMETER & TACHOMETER</u> <u>SPEEDOMETER - 883/1200 CUSTOM</u>
74190-98	<u>MAIN WIRING HARNESS (2 OF 2)</u> <u>MAIN WIRING HARNESS - 883/1200 CUSTOM (2 OF 2)</u> <u>MAIN WIRING HARNESS - 1200 SPORT (2 OF 2)</u>
74191-98	<u>SPEEDOMETER & TACHOMETER</u> <u>SPEEDOMETER - 883/1200 CUSTOM</u>
74193-98	<u>SPEEDOMETER & TACHOMETER</u> <u>SPEEDOMETER - 883/1200 CUSTOM</u>
74195-98	<u>MAIN WIRING HARNESS (2 OF 2)</u>
74402-95B	<u>SPEEDOMETER & TACHOMETER</u> <u>SPEEDOMETER - 883/1200 CUSTOM</u>
74523-94A	<u>ALTERNATOR & REGULATOR</u>

74599-77B	MAIN WIRING HARNESS (2 OF 2) MAIN WIRING HARNESS - 883/1200 CUSTOM (2 OF 2) MAIN WIRING HARNESS - 1200 SPORT (2 OF 2) SWITCHES AND CIRCUIT BREAKERS
7481	HORN
7495	HORN
7531	ELECTRONIC IGNITION SYSTEM FRONT FENDER REAR FENDER & BELT GUARDS (1 OF 2) FUEL TANK EXHAUST SYSTEM HORN
7593	EXHAUST SYSTEM EXHAUST SYSTEM - 883R
761	REAR FENDER & BELT GUARDS (1 OF 2)
7624	OIL TANK & FILTER
7629	OIL TANK & FILTER MAIN WIRING HARNESS (1 OF 2) MAIN WIRING HARNESS - 883/1200 CUSTOM (1 OF 2) MAIN WIRING HARNESS - 1200 SPORT (1 OF 2)
7667	BELTS & SPROCKETS
767A	FRAME, REAR FORK, & JIFFY STAND
7683	SHIFTER
7686	OIL TANK & FILTER BATTERY CALIFORNIA EVAPORATIVE EMISSIONS KIT
7688	BATTERY
7736	HEADLAMP & MIRROR (1 OF 2) HEADLAMP & MIRROR (1 OF 2)
7739	SHIFTER BATTERY
7744	SHIFTER - 883/1200 CUSTOM REAR BRAKE CONTROL REAR BRAKE CONTROL - 883/1200 CUSTOM TURN SIGNALS
7775	CRANKCASE (1 OF 2)
7778	SHIFTER - 883/1200 CUSTOM REAR BRAKE CONTROL - 883/1200 CUSTOM FRAME, REAR FORK, & JIFFY STAND FOOTRESTS FOOTRESTS HEADLAMP & MIRROR (1 OF 2)

7780	<u>CRANKCASE (1 OF 2)</u>
7783	<u>FRONT FORK</u> <u>FRONT FORK - 1200 SPORT</u>
7789	<u>CRANKCASE (1 OF 2)</u>
7792	<u>REAR FENDER & BELT GUARDS (1 OF 2)</u>
7804	<u>BELTS & SPROCKETS</u>
7824	<u>SHOCK ABSORBERS</u> <u>FOOTRESTS</u>
7839	<u>BELTS & SPROCKETS</u>
7844	<u>EXHAUST SYSTEM</u>
7861	<u>CYLINDER, HEAD AND VALVES - V²™ EVOLUTION (1 OF 2)</u> <u>CRANKCASE (1 OF 2)</u>
7880	<u>HEADLAMP & MIRROR (1 OF 2)</u>
7882	<u>REAR FENDER & BELT GUARDS (1 OF 2)</u>
7916A	<u>GEARCASE & COVER</u>
7956	<u>FRONT WHEEL - CAST</u> <u>FRONT WHEEL - LACED</u>
7964	<u>TAIL LAMP</u>
7987	<u>REAR WHEEL - CAST</u> <u>REAR WHEEL - LACED</u>
8098	<u>HORN</u>
8099	<u>FRAME, REAR FORK, & JIFFY STAND</u> <u>CALIFORNIA EVAPORATIVE EMISSIONS KIT</u>
8108	<u>HORN</u>
8126A	<u>OIL TANK & FILTER</u>
8144	<u>REAR BRAKE CONTROL</u>
8535	<u>AIR CLEANER & ENRICHENER</u>
853A	<u>REAR BRAKE CONTROL</u>
855B	<u>FOOTRESTS</u>
869	<u>AIR CLEANER & ENRICHENER</u>
8692	<u>REAR FENDER & BELT GUARDS (1 OF 2)</u>
8699	<u>ELECTRONIC IGNITION SYSTEM</u> <u>ELECTRONIC IGNITION SYSTEM - 1200 SPORT</u>

879A	<u>FOOTRESTS</u>
882	<u>ROCKER ARMS, COVERS & PUSH RODS</u>
8871	<u>STARTER MOTOR</u>
8873	<u>CLUTCH</u>
8876A	<u>TRANSMISSION GEARS</u>
8879	<u>STARTER MOTOR</u>
8881	<u>CRANKCASE (1 OF 2)</u>
8883	<u>STARTER MOTOR</u>
8885	<u>CLUTCH</u>
89579-91	<u>FUEL TANK</u>
8977	<u>CRANKCASE (1 OF 2)</u> <u>TRANSMISSION GEARS</u>
8996A	<u>CRANKCASE (1 OF 2)</u> <u>TRANSMISSION GEARS</u>
8998	<u>ACCESS DOOR & PRIMARY COVER</u>
9077	<u>STARTER MOTOR</u>
90770-79	<u>CLUTCH CONTROL</u>
9151	<u>CRANKCASE (1 OF 2)</u> <u>SHIFTER</u>
9187	<u>ACCESS DOOR & PRIMARY COVER</u>
91875-88A	<u>HEADLAMP & MIRROR (2 OF 2)</u>
91892-88A	<u>HEADLAMP & MIRROR (2 OF 2)</u>
91902-88A	<u>HEADLAMP & MIRROR (2 OF 2)</u>
91904-88A	<u>HEADLAMP & MIRROR (2 OF 2)</u>
91909-90A	<u>HEADLAMP & MIRROR (2 OF 2)</u>
91910-90A	<u>HEADLAMP & MIRROR (2 OF 2)</u>
91982-98A	<u>HEADLAMP & MIRROR (2 OF 2)</u>
91983-98A	<u>HEADLAMP & MIRROR (2 OF 2)</u>
923	<u>SEATS</u>
9267	<u>FRONT WHEEL - CAST</u> <u>FRONT WHEEL - LACED</u> <u>REAR WHEEL - CAST</u>

	<u>REAR WHEEL - LACED</u>
929A	<u>STARTER MOTOR</u>
94025-92T	<u>ELECTRONIC IGNITION SYSTEM - 1200 SPORT</u>
943	<u>ACCESS DOOR & PRIMARY COVER</u>
946	<u>AIR CLEANER & ENRICHENER</u>
95578-41	<u>FRONT WHEEL - LACED</u> <u>REAR WHEEL - LACED</u>
95581-47	<u>FRONT WHEEL - LACED</u> <u>REAR WHEEL - LACED</u>
95582-47	<u>FRONT WHEEL - LACED</u> <u>REAR WHEEL - LACED</u>
95594-84A	<u>FRONT WHEEL - CAST</u>
95595-84A	<u>FRONT WHEEL - CAST</u> <u>REAR WHEEL - CAST</u>
9840	<u>ALTERNATOR & REGULATOR</u> <u>MAIN WIRING HARNESS (1 OF 2)</u> <u>MAIN WIRING HARNESS - 883/1200 CUSTOM (1 OF 2)</u> <u>MAIN WIRING HARNESS - 1200 SPORT (1 OF 2)</u>
9842	<u>MAIN WIRING HARNESS (1 OF 2)</u> <u>MAIN WIRING HARNESS - 883/1200 CUSTOM (1 OF 2)</u> <u>MAIN WIRING HARNESS - 1200 SPORT (1 OF 2)</u>
9843	<u>MAIN WIRING HARNESS (1 OF 2)</u> <u>MAIN WIRING HARNESS - 883/1200 CUSTOM (1 OF 2)</u> <u>MAIN WIRING HARNESS - 1200 SPORT (1 OF 2)</u>
9847	<u>HEADLAMP & MIRROR (1 OF 2)</u> <u>MAIN WIRING HARNESS (1 OF 2)</u> <u>MAIN WIRING HARNESS - 1200 SPORT (1 OF 2)</u>
9848	<u>HEADLAMP & MIRROR (1 OF 2)</u> <u>MAIN WIRING HARNESS (1 OF 2)</u> <u>MAIN WIRING HARNESS - 1200 SPORT (1 OF 2)</u>
9862	<u>SWITCHES AND CIRCUIT BREAKERS</u>
9869	<u>MAIN WIRING HARNESS (1 OF 2)</u> <u>MAIN WIRING HARNESS - 883/1200 CUSTOM (1 OF 2)</u> <u>MAIN WIRING HARNESS - 1200 SPORT (1 OF 2)</u>
9898	<u>HEADLAMP & MIRROR (2 OF 2)</u> <u>MAIN WIRING HARNESS (1 OF 2)</u> <u>MAIN WIRING HARNESS - 883/1200 CUSTOM (1 OF 2)</u> <u>MAIN WIRING HARNESS - 1200 SPORT (1 OF 2)</u>
9907	<u>SWITCHES AND CIRCUIT BREAKERS</u>
9937	<u>MAIN WIRING HARNESS (1 OF 2)</u>

	MAIN WIRING HARNESS - 883/1200 CUSTOM (1 OF 2) MAIN WIRING HARNESS - 1200 SPORT (1 OF 2)
9954	EXHAUST SYSTEM - 883R
9955	EXHAUST SYSTEM EXHAUST SYSTEM - 883R
9969	OIL TANK & FILTER

Component Types and Introduction Dates

[View interactive table](#)

101A1 - Generic Nuts	
7956	Unknown
7736	1949
7739	Unknown
8144	Unknown
7844	2013
7839	Unknown
7624	Unknown
7629	1990
7792	2012
7780	1973
8126A	2017
7778	Unknown
7775	Unknown
7916A	Unknown
7824	Unknown
3403	Unknown
7683	Unknown
11730A	Unknown
35078-79	1979
7987	Unknown
7495	1994
8099	Unknown

7880	Unknown
7964	Unknown
37495-91	1991
7481	Unknown
8108	Unknown
7744	1943
7593	1991
31589-80	1980
102A1 - Generic Screws	
3899	1999
4767	Unknown
3958	1993
3802W	2009
4765	1998
3579A	Unknown
3549A	Unknown
882	2000
3987	Unknown
4460	Unknown
42375-87	1987
3546	2013
4826	Unknown
68026-99	1999
3849	Unknown
2566	1995
2579A	Unknown
4741A	1994
3350	2003
3655A	Unknown
4718A	1994
2955	1996

3022A	Unknown
44177-00	2000
43567-92	1992
2925A	Unknown
3514	Unknown
3201WA	Unknown
2405A	Unknown
4350A	Unknown
4337W	2009
4743	1999
4237	Unknown
4748	2009
943	Unknown
3610	1984
4091	Unknown
3275	2002
4326A	1990
2325	Unknown
2773	Unknown
2548	Unknown
4134	1994
4751	Unknown
4132	Unknown
4740A	1994
3658	Unknown
45405-75A	1975
2551W	2009
4240	Unknown
3652	Unknown
2731W	Unknown

3606	Unknown
2952A	2003
90770-79	1979
4721	2009
2711	Unknown
45996-87	1987
3594	1992
2708A	Unknown
45399-96	1996
923	Unknown
4816A	Unknown
4377	1980
3993	Unknown
1039	Unknown
2607	Unknown
4029A	1990
869	Unknown
4413	2009
4420	2009
2528	1994
3923	2002
45902-00	2000
1392	Unknown
3563	1999
4017	2009
929A	Unknown
2501A	Unknown
1029	1993
1028	Unknown
4435W	1993
3378	2009

2737	1986
3534B	1999
4351	Unknown
3210A	Unknown
4820A	Unknown
2611C	Unknown
3559	Unknown
4352	Unknown
56402-83A	1983
27317-88	1988
2361	Unknown
2362	Unknown
27146-89	1989
3480A	Unknown
1601	1999
4717A	Unknown
3767B	2009
11752	1993
946	Unknown
855B	2014
4758A	Unknown
879A	Unknown
4312C	Unknown
4716W	2009
3206B	Unknown
16478-85A	1985
3675	Unknown
34486-90	1990
56397-74C	1974
5403B	Unknown

4329	Unknown
3029	Unknown
3498	Unknown
4453	1986
3228A	2000
45790-80	1980
16480-92A	1992
3696	Unknown
103A1 - Generic Washers	
6019	Unknown
6718	Unknown
6026	Unknown
6314W	1964
6157	Unknown
34077-91	1991
45398-96	1996
6012	Unknown
56159-73	1973
27125-89	1989
36802-84B	1984
27148-89	1989
6220W	Unknown
7145W	Unknown
6366	1987
45596-93	1993
6288	Unknown
45980-96	1996
6333	Unknown
6099	2011
6798	2012

27127-89	1989
6101	2011
67815-59A	1959
7129	Unknown
31689-90	1990
6590HW	Unknown
6516HW	Unknown
6036	Unknown
65782-82	1982
7220	Unknown
27137-81	1981
7068	Unknown
7019	Unknown
7038	1998
6410	Unknown
6738	Unknown
6736	Unknown
6192	Unknown
7042	Unknown
6655	1979
7041	1958
6703	1970
6701	Unknown
6702	Unknown
7045	Unknown
6716	Unknown
104A1 - Custom Nuts	
7789	1989
7861	1993
94025-92T	1992

54321-85	1985
105A1 - Custom Screws	
27158-89	1989
3930A	Unknown
41191-74A	1974
853A	Unknown
27130-90	1990
27262-96	1996
106A1 - Custom Washers	
6003	2010
7124	Unknown
108A1 - Hose Clamps	
9954	Unknown
10053	2010
10031	2010
10014	Unknown
9955	Unknown
10080	Unknown
10117	Unknown
45044-96A	1996
108B1 - P Clamps	
71795-63A	1965
10142	Unknown
10110	Unknown
109A1 - Studs	
5226B	Unknown
42449-80A	1980
16715-83	1983
16832-86C	1986
10136	Unknown

11727A	1995
110B1 - Plain Bushings	
25586-37	1937
16240-82	1982
47083-81A	1981
35030-89A	1989
34076-89	1989
8996A	1996
17429-91	1991
48302-85	1985
54556-84	1984
25598-91	1991
53156-86	1986
8998	1996
25593-74	1974
24647-87	1987
45465-87	1987
8876A	Unknown
53176-08	2008
40520-63	1963
8883	Unknown
8885	Unknown
25588-91	1991
8879	Unknown
9267	Unknown
9151	Unknown
42443-80A	1980
110C1 - Radial Shaft Seals	
37101-84B	1984
11124	1971

11291	Unknown
67104-95	1995
12067B	2002
110D1 - Rolling Element Bearings	
9187	2000
8977	Unknown
24650-87	1987
24729-74	1974
8871	Unknown
24659-87	1987
24660-87	1987
111A1 - Adhesive	
9907	Unknown
72196-94	1994
72197-94	1994
9862	Unknown
111F1 - Protective Tape	
48403-03	2003
116A1 - Banjo Bolts	
41739-84A	1984
41747-82A	1982
117A1 - Coil Springs	
56396-74A	1974
54473-79	1979
27162-89	1989
119A1 - O-Rings	
11165	Unknown
26432-76A	1976
11105	Unknown
10957	2006

27577-92	1992
11140	1982
11190	Unknown
45984-87	1987
31695-90	1990
11188	Unknown
45985-96	1996
26434-91	1991
11171	Unknown
11179	1986
27157-89	1989
11317	Unknown
120A1 - Pins	
601	Unknown
604	Unknown
18532-00A	2000
215	Unknown
16573-83A	1983
534	Unknown
42460-80B	1980
50003-89B	1989
511	Unknown
515	Unknown
24754-75A	1975
358	Unknown
121A1 - Grommets	
72507-94	1994
11474	Unknown
11491A	2012
6272	2001
121B1 - Press-Fit Plugs	

67865-89	1989
740	Unknown
761	1996
121C1 - Threaded Plugs	
24925-95	1995
767A	Unknown
720	2013
122A1 - Retaining Rings	
11271	Unknown
10123	1992
11272	Unknown
10120	1992
41713-86	1986
31328-91	1991
11019	Unknown
45021-86	1986
11002	Unknown
65325-83A	1983
45611-86	1986
10183	1996
11031	Unknown
27368-76	1976
10108	Unknown
11155	Unknown
68562-84	1984
31530-90	1990
11143	Unknown
11046	Unknown
11177A	1996
35020-89	1989

11302	Unknown
33653-90	1990
11067	Unknown
11185	Unknown
27124-89	1989
35021-89	1989
10214	Unknown
11250	1992
35038-89A	1989
67604-94	1994
11161	Unknown
123A1 - Sealing Washers	
26436-90A	1990
123B1 - Spring Washers	
7127	Unknown
124A1 - Spacers	
35063-89	1989
6152	Unknown
34073-91	1991
17535-02	2002
33344-94	1994
5741	1999
5756	Unknown
5774	Unknown
45377-87	1987
35022-89A	1989
7882	Unknown
125A1 - Tie Straps	
10065	1985
70191-73A	1975

11321	2000
10039	1981
10181	1996
10006	1960
126A1 - Miscellaneous Hardware	
42479-90	1990
50972-75	1975
31692-90	1990
45981-96	1996
54481-96	1996
44126-87	1987
27136-90A	1990
42472-87	1987
59292-94	1994
44337-00B	2000
12030	Unknown
62493-89	1989
54476-82	1982
56394-74	1974
8873	1984
54474-79	1979
126B1 - Rivets Fasteners	
8535	Unknown
8699	1980
8692	Unknown
127B1 - Generic Mounting Bracket	
45561-87	1987
51652-97A	1997
45563-87	1987
28857-90	1990

31738-00	2000
140A1 - Battery Warning Label	
66040-00	2000
15368-01A	2001
140A2 - General Warning Label	
29112-83	1983
141A1 - Medallion	
61800-96	1996
13750-00	2000
71550-94	1994
13544-02	2002
14270-92	1992
14448-94	1994
13546-02	2002
13540-02	2002
13754-00	2000
61811-99	1999
13543-02	2002
61812-99	1999
13538-02	2002
61799-96	1996
44338-00	2000
13751-00	2000
13542-02	2002
13545-02	2002
13752-00	2000
13539-02	2002
13541-02	2002
161A1 - Powertrain Assembly	
16054-02	2002

16198-02	2002
16015-02	2002
16016-02	2002
16055-02	2002
16014-02	2002
162D1 - Engine Assembly	
16064-02	2002
16074-02	2002
16063-02	2002
16051-02	2002
16076-02	2002
16188-02	2002
16071-02	2002
16189-02	2002
16061-02	2002
16066-02	2002
16052-02	2002
16069-02	2002
16078-02	2002
16062-02	2002
16068-02	2002
16075-02	2002
16079-02	2002
16080-02	2002
163A1 - Engine Isolator	
16278-95B	1995
163B1 - Engine Isolator Mount	
16297-99	1999
16222-86	1986
16294-99	1999
164A1 - Engine Mount Bracket	

31732-98A	1998
16214-86	1986
38608-96	1996
164B1 - Engine Mount Bracket sub-component	
16228-86A	1995
7783	Unknown
7531	1980
7804	Unknown
16226-94	1994
7667	Unknown
7688	2000
7686	Unknown
8098	Unknown
16212-84	1984
165A1 - Cylinder Head	
16867-02	2002
16633-98	1998
16661-89B	1996
16630-98	1998
16688-90A	1990
16698-90A	1990
16865-02	2002
16660-89B	2002
165B1 - Cylinder Head and Base Gaskets	
16664-86D	1986
16774-86D	1986
16770-84F	1984
16778-84B	1984
16779-84D	1984
167A1 - PT Assembly Miscellaneous Component	

36731-91	1991
16210-84A	1984
168A1 - Cylinder	
16447-88A	1988
16449-02	2002
179A1 - Lifters	
18538-99C	2011
179B1 - Push Rod	
17897-89A	1989
17904-89A	1989
180A1 - Valves	
18030-86	1986
18020-87A	1987
18101-83D	1999
18021-87A	1987
18011-87A	1989
18031-86	1986
18023-87	1987
18022-96YA	1996
181B1 - Valve Seals	
18133-83B	1983
18653-96YA	1996
18012-87A	1987
17953-91	1991
18113-96YA	1996
18130-83D	1983
18654-96YA	1996
17952-91	1991
18219-83A	1983
18131-83D	1983

18652-96YA	1996
18001-83B	1983
181C1 - Valve Collars	
18229-83A	1984
184A1 - PT Camdrive and Valvetrain Miscellaneous Component	
17358-84B	2010
219A1 - Piston	
22216-88A	1988
22225-88A	1988
22205-88A	1988
22243-88A	1988
22220-88A	1988
16446-86B	1986
22255-86A	1986
220A1 - Piston Ring	
22266-86	1986
22262-86	1986
21921-83	1983
21923-83	1983
22263-86	1986
22242-86A	1987
22201-86A	1995
22261-86	1986
21924-83	1983
22271-86	1986
21920-83	1983
22254-86A	1986
21922-83	1983
22253-86A	1986
221A1 - Piston Pin	

22589-83B	1983
22765-88	1988
22719-85	1985
237B1 - Connecting Rod sub-component	
24332-36	1936
239A1 - PT Lower End Miscellaneous Component	
24331-36	1936
24658-87	1987
48365-48A	1981
241A1 - Flywheel	
23905-00A	2001
244A1 - Crankcase	
24470-00	2000
24466-00	2000
244D1 - Crankcase sub-component	
8881	Unknown
24530-90	1990
254A1 - Camdrive Gear	
25193-00B	2004
25194-00B	2000
255C1 - Camdrive Chain Tensioner	
39975-90A	1990
256A1 - Timer Cover	
32506-90	1990
257B1 - Clutch Cover	
34790-01Y	2001
34760-94	1994
257D1 - Clutch Inspection Cover	
34992-94	1994
34761-94	1994
34993-90	1990

34794-01Y	2001
-----------	------

257E1 - Cover Gaskets	
-----------------------	--

67121-95A	1995
-----------	------

17032-91	1991
----------	------

65324-83B	2009
-----------	------

41731-01	2001
----------	------

67602-94	1994
----------	------

35151-74A	1974
-----------	------

16800-84A	1984
-----------	------

61109-85D	1985
-----------	------

17036-91A	1991
-----------	------

25463-94A	1994
-----------	------

67601-94A	1994
-----------	------

34955-89B	1989
-----------	------

41733-88	1988
----------	------

29313-95	1995
----------	------

29062-95B	1995
-----------	------

45005-85	1985
----------	------

17944-89	1989
----------	------

17026-91D	1991
-----------	------

45378-87	1987
----------	------

63858-49	1949
----------	------

17353-89C	1989
-----------	------

25263-90D	1990
-----------	------

17354-89	1989
----------	------

257G1 - Ignition Cover	
------------------------	--

32549-98	1998
----------	------

257L1 - Primary Cover	
-----------------------	--

25430-94A	1994
-----------	------

25219-91C	1991
-----------	------

25460-94	1994
25252-97YB	1997
25213-96B	1998
257L2 - Primary Chain Inspection Cover	
25307-99YA	1999
25574-99Y	1999
25471-97Y	1997
257M1 - Push Rod Cover	
17946-89	1989
257N1 - Rocker-Arm / Valve Cover	
17375-83A	1983
17532-86E	1986
17527-98	1998
17537-96C	1996
17501-86B	1988
17611-83	1983
17551-96	1996
17360-83A	1983
17533-90A	1990
17614-98C	1998
17538-96	1996
258A1 - PT Covers Miscellaneous Component	
69037-95A	1995
25238-94	1994
270A1 - Carburetor	
27361-76A	1976
27360-76	1976
27362-76	1976
27147-89	1989
27159-92	1992

27749-01A	2001
27583-88	1988
27732-98A	1998
27152-89	1989
27171-89	1989
27156-89	1989
27261-96	1996
27241-95	1995
27647-01	2001
27498-96A	1998
27369-76	1976
29059-88A	1988
27115-88	1988
27243-95	1995
27371-76A	1976
27582-88	1988
27587-88	1988
27490-96A	1996
28013-01	2001
27311-76	1976
27380-98	1998
27731-98A	1998
27101-88	1988
27465-01A	2001
27031-95A	1995
27585-88	1988
27586-88	1988
27480-97A	1997
27185-90	1990
27116-88	1988
27575-88A	1988

27100-88	1988
27128-89	1989
27275-96Y	1996
27495-96A	1998
27126-89	1989
27076-95A	1998
27315-88A	1988
27263-96	1996
27256-01	2001
27576-92	1992
27656-98	1998
271C1 - Intercooler Gasket	
65781-82	1982
273A1 - Intake Manifold	
27004-88A	1988
273K1 - Throttle Body to Manifold Seal	
26995-86B	1986
273N1 - Throttle Cable Retention Bracket	
56508-76	1976
290A1 - Airbox Baseplate	
29367-97A	1997
29316-95C	2001
290C1 - Airbox Baseplate sub-component	
29100-96	1996
29300-98	1998
29257-02	2002
292A1 - Air Duct	
29370-02	2002
292B1 - Air Duct Bezel	
29488-98	1998

294A1 - Air Filter Element

29331-96 1996

29325-95A 1996

294G1 - Air Cleaner

27010-86A 1986

27009-86A 1986

295A1 - Intake Miscellaneous Component

27579-88A 1988

27002-89 1989

27886-78A 1978

28842-89 1989

29315-95 1995

29111-88 1988

29229-88D 1988

299C1 - Charging Rotor

32422-98 1998

32402-83 1983

32413-92C 2008

299F1 - Stator Assembly

29967-89C 2006

314E1 - Starter Friction Clutch

31556-91D 2010

9077 Unknown

314F1 - Starter Motor

31518-90 1990

31390-91F 1991

31515-90 1990

314G1 - Starter Motor sub-component

31727-85 1985

27581-88 1988

31688-90	1990
31539-91	1991
31488-81C	2008
314H1 - Starter Solenoid	
31603-91	1991
28827-96A	1996
314L1 - Starter Motor Drive	
33189-63	1963
315B1 - Exhaust Valve Actuator	
18024-87A	1987
316A1 - Ignition Coil	
32466-98B	2009
31614-83A	1983
32465-98B	2009
32475-00B	2009
31646-98	1998
316B1 - Spark Plug Cable	
32045-98	1998
31986-86A	1986
32043-98	1998
31996-86B	1986
32044-98	1998
32046-98	1998
316C1 - Spark Plug	
32362-04	2004
327A1 - Sensor	
32495-98	1998
327B1 - Chemical / Gas Sensor	
32417-10	2010
327C1 - Pressure Sensor	

26554-77B	1977
327D1 - Proximity Sensor	
74402-95B	1995
336A1 - Shift Linkage Rod Assembly	
42420-99	1999
42421-99	1999
34615-94	1994
336C1 - Shift Linkage Rod End	
33871-85B	1985
42437-87	1987
11763	Unknown
336F1 - Toepeg	
34611-65A	1965
339A1 - Shift Lever	
49303-98	1998
34670-04	2004
339C1 - Shifter Drum	
33634-91A	2009
339D1 - Shifter Fork	
34147-89C	1989
34144-89C	1989
34142-89C	1989
339F1 - Shifter Index Lever	
34015-91	1991
34560-91	1991
339H1 - Shifter Mechanism Components (internal)	
33178-90B	1992
34481-91A	1991
33655-90	1990
34491-91	1991
33652-90	1990

33656-90A	1990
33319-90	1990
34483-90	1990
339K1 - Shifter Pawl	
34492-91	1991
348A1 - Transmission Output Sprocket Cover	
34932-96	1996
34938-98	1998
34911-91A	1991
34943-02	2002
350A1 - Transmission Output Sprocket	
40288-95	1995
40202-91B	1991
40205-95	1995
40285-91B	1991
350F1 - Transmission Mainshaft	
35034-94	1994
35796-00	2000
35773-94	1994
35640-89	1989
35762-89A	1991
35771-94	1994
350G1 - Transmission Shim / Spacer	
16233-86	1986
356A1 - Transmission Countershaft	
35633-94	1994
35772-94	1994
35797-00	2000
35641-89	1989
35763-89A	1991

35775-94	1994
----------	------

363A1 - PT Driveline Miscellaneous Component	
--	--

34909-90	1990
----------	------

35051-89A	1989
-----------	------

35211-91B	1991
-----------	------

365A1 - Primary Chain	
-----------------------	--

40005-57B	1957
-----------	------

365C1 - Primary Drive Assembly	
--------------------------------	--

40235-89B	2007
-----------	------

40240-89	1989
----------	------

40251-92A	1992
-----------	------

367A1 - Clutch Lever	
----------------------	--

45015-96	1996
----------	------

367H1 - Clutch Lever sub-component	
------------------------------------	--

34920-86A	1986
-----------	------

37904-90	1990
----------	------

37870-91	1991
----------	------

36715-94	1994
----------	------

36792-91	1991
----------	------

38630-88	1988
----------	------

37872-90	1990
----------	------

37905-90	1990
----------	------

37909-90	1990
----------	------

36799-91	1991
----------	------

37977-90	1990
----------	------

37908-90	1990
----------	------

370A1 - Clutch Assembly	
-------------------------	--

45036-88	1988
----------	------

370B1 - Clutch Friction Plate	
-------------------------------	--

37911-90	1990
----------	------

370C1 - Clutch Hub	
36785-91	1991
370F1 - Clutch Pressure Plate	
37912-91	1991
37913-90	1990
370G1 - Clutch Shell	
36790-91	1991
372D1 - Clutch Cable	
38663-00	2000
38662-00	2000
372K2 - Clutch Ramp	
25453-87A	1987
25409-94B	1994
400A1 - Drive-Belt	
40022-91	1991
401A1 - Engine Sprocket	
40227-00	2000
409C1 - Rear Wheel Hub	
40976-00	2000
410D1 - Electronic Control Module (ECM)	
68441-00	2000
32504-80A	1982
32400-94A	1994
32606-82	1982
32480-01	2001
413A1 - Brake Caliper	
44046-00D	2000
44381-99C	1999
40965-02A	2005
44160-00	2000
40925-00A	2006

44163-00	2000
44023-00C	2000
44382-99C	1999
413B1 - Brake Bleeder Screw	
44048-83	1983
413C1 - Brake Caliper sub-component	
44315-00	2000
44147-87A	1987
45401-87	1987
41579-81	1981
48361-80	1980
413E1 - Brake Pad Pin	
44314-00	2000
413G1 - Brake Caliper Piston Set	
44313-01	2001
415B1 - Brake Rotor	
44136-00	2000
44156-00	2000
41797-00	2000
416A1 - Brakes Miscellaneous Component	
40903-87	1987
72023-51E	2012
417A1 - Brake Master Cylinder Assembly	
45030-03C	2003
42456-87C	1987
34933-96	1996
417B1 - Brake Master Cylinder	
45013-96D	1996
45019-96D	1996
417C1 - Brake Master Cylinder Piston Set	

42382-87C	2000
45072-96C	2000
417D1 - Brake Master Cylinder sub-Component	
45004-96A	1996
45006-96C	1996
40922-87A	1987
45032-82	1982
41642-82	1982
45423-92	1992
45423-96	1996
42381-87	1987
42436-87	1987
45042-82	1982
44351-00	2000
417G1 - Front Brake Lever	
45016-96	1996
418B1 - Brake Line	
45143-88B	1988
45074-95	1995
44438-87C	1990
45121-96A	1997
45121-96	1996
45148-96A	2008
45194-99A	2001
420A1 - Wheel Rim	
43662-80B	1983
43001-06	2006
43085-97	1997
421A1 - Wheel Spoke with Nipple	
40760-05	2005

40761-05	2005
43241-05	2005
40762-05	2005
40759-05	2005
422B1 - Wheel Sprocket	
40213-00	2000
423G1 - Valve Stem	
43157-83A	1983
423H1 - Valve Stem Cap	
41123-79	1979
423K1 - Wheel Weights	
95578-41	1941
95595-84A	2010
95581-47	1947
95582-47	1947
95594-84A	2010
424A1 - Wheels, Tires and Final Drive Miscellaneous Component	
41012-00A	2000
43594-00A	2000
43499-00A	2000
40992-00A	2000
41058-00A	2000
41013-00A	2000
43595-99	1999
425A1 - Wheel sub-component	
43312-05A	2009
40975-05A	2009
43557-05A	2009
430B1 - Rear Axle Carrier / Adjuster	
41573-97	1997

47554-73A	1973
430D1 - Front Axle	
43895-00	2000
430E1 - Rear Axle	
41563-77A	1977
433A1 - Front Wheel	
43355-00	2000
43359-00	2000
433B1 - Front Wheel Bearing Spacer	
43608-00	2000
43654-00A	2000
43358-00	2000
40910-00A	2000
43617-00A	2000
43613-00	2000
56153-73	1973
454A1 - Front Telescopic Fork	
45901-00	2000
45974-02	2002
45929-00	2000
45944-00	2000
454B1 - Springer Fork	
45900-00	2000
45928-00	2000
45943-00	2000
455A1 - Front Telescopic Fork Slider	
46022-00	2000
45395-92	1992
45922-00	2000
45921-00	2000

45923-00	2000
46023-00	2000
455B1 - Front Telescopic Fork Spring	
45372-92	1992
45367-96	1996
45376-97	1997
455C1 - Front Telescopic Fork sub-component	
45374-87	1987
45986-96	1996
45366-96	1996
45461-87	1987
45739-87	1987
45361-90	1990
45460-90	1990
46002-87	1987
45395-97	1997
45938-92	1992
45368-96	1996
45905-87	1987
45723-96	1996
456C1 - Fork Lock	
48154-05A	2010
457B1 - Steering Damper	
11512	2000
457E1 - Steering Stem Bearing Insert Cup	
48315-60	1960
48300-60	1960
458A1 - Front Suspension and Steering Miscellaneous Component	
45668-90	1990
45726-96	1996
459A1 - Upper Triple Clamp	

67861-96	1996
470A1 - Frame	
47150-00	2000
31599-91	1991
47209-00	2000
472A1 - Frame sub-component	
34075-89	1989
7036	Unknown
472D2 - Chassis Structure Mounting Bracket	
59671-98	1998
62563-65	1965
59896-94	1994
59854-98	1998
59853-98	1998
59897-94	1994
474C1 - Swingarm	
47587-00	2000
474F1 - Swingarm Bearing Spacer	
48367-98	1998
475B1 - Swingarm Pivot Shaft	
41568-81B	1989
500D1 - Sidestand Leg	
50072-92	1992
50006-89	1989
500E1 - Sidestand Leg sub-component	
62122-89A	1989
50005-85A	1985
500F1 - Sidestand Pivot Pin	
554A	2002
505A1 - Footboard	

50643-82	1982
42441-90A	1990
50647-82	1982
505B1 - Footpeg Mount Bracket	
50951-90	1990
33048-72	1972
505D1 - Passenger Footpeg	
33032-99	1999
50615-83	1983
505K1 - Footpeg Wear Peg	
33216-99	1999
50646-82	1982
506A1 - Brake Pedal	
50912-72	1972
42447-96	1996
42580-99	1999
42432-99	1999
507A1 - Rider Interface Miscellaneous Component	
42426-99	1999
520A1 - Rider Seat or Full Seat	
52577-96	1996
52132-94A	1995
51926-02	2002
52136-98	1998
52129-92C	1995
52357-97	1997
521C1 - Seat Suspension Damper	
45925-97	1997
54715-96	1996
46024-96	1996
524A1 - Passenger Grab Handle	

51187-94A	1994
52968-98	1998
524B1 - Passenger Seat	
52358-97	1997
540B1 - Rear Shock	
54568-92	1992
54566-97	1997
54542-96A	1997
54552-96A	1997
540E1 - Rear Shock sub-component	
54701-82	1982
54705-00	2000
54714-96	1996
54713-96	1996
54475-79	1979
540L2 - Rear Suspension Mounting Bracket	
44082-00D	2000
558A1 - Handlebar	
56185-98A	1998
56082-83	1983
56110-98	1998
56081-82A	1983
56085-83A	1983
559D1 - Lower Handlebar Clamp	
56192-01	2001
56117-82A	1982
68030-96	1996
56116-82A	1982
559E1 - Upper Handlebar Clamp	
56074-96	1996

56115-95	1995
560A1 - Mirror	
91875-88A	1989
91982-98A	2003
91892-88A	1989
91983-98A	2003
91909-90A	1991
91904-88A	1988
91902-88A	1989
91910-90A	1991
561A1 - Throttle Cable	
56308-96	1996
56401-96	1996
56309-96	1996
56400-96	1996
561B1 - Left Hand Grip	
56206-96	1996
561D1 - Throttle Assembly sub-component	
38653-01	2001
561E1 - Throttle Grip	
56220-94A	1994
571D1 - Debris Deflector	
60436-91	1991
572E1 - Side Cover	
66325-82	1982
66392-02	2002
573B1 - Bodywork Mounting Bracket	
59594-82C	1982
589A1 - Front Fender	
58998-83E	2008
595D1 - Rear Fender	

59674-99	1999
59768-97	1997
596B1 - Fender Tip	
60419-91	1991
50101-91	1991
603B1 - Belt / Chain Guard	
60381-00	2000
608A1 - Carbon Canister	
28860-89	1989
28859-90	1990
27042-84A	1995
608B1 - Carbon Canister Hose	
28875-95	1995
27067-98A	2000
27096-94	1994
609A1 - Fuel Miscellaneous Component	
11473	Unknown
5787	Unknown
89579-91	1991
63576-95	1995
27047-84B	1984
610A1 - Fuel Tank	
61348-03	2003
611B1 - Fuel Cap	
61272-92C	1992
611F1 - Fuel Tank Vapor Vent Hose	
63504-94	1994
27138-90	1990
63500-68	1968
62555-95	1995

63501-68B	1968
612B2 - Fuel Valve	
62166-02	2002
62161-02	2002
62172-02	2002
62169-02A	2002
62150-85	1985
612C1 - Fuel Line	
62347-95	1995
613B1 - Horn Cover	
69012-93A	1993
613K1 - Airbox Cover	
32554-02	2002
29084-73	1973
614C1 - Trim	
62193-01	2001
62540-83	1983
62192-01	2001
624A1 - Oil Pump Assembly	
26204-91A	1991
624B1 - Oil Pump Assembly sub-component	
62601-91A	1991
26488-98	1998
62631-91	1991
26493-91	1991
31532-94	1994
26495-89B	1989
26437-86B	1986
33117-91A	1991
26491-98	1998
26492-91	1991

45830-48	1948
624D1 - Oil Pump Drive Gear	
26318-88A	1988
625B1 - Oil Tank	
62888-99	1999
627B1 - Oil Drain Plug	
60348-65B	1965
627E1 - Oil Filler Plug / Dipstick	
62634-84A	1984
627E2 - Sight Glass	
45042-96	1996
627F1 - Oil Filter	
63796-77A	1977
63805-80A	1980
627H1 - Oil Line	
63542-94A	1995
9969	Unknown
62361-94	1994
627K1 - Oil Line Fitting	
26496-75A	1975
62375-57A	1957
62494-94B	1996
63533-41A	1941
627M1 - Oil Pressure Regulator Valve	
26856-89A	1989
628A1 - PT Lubrication and Cooling Miscellaneous Component	
61131-92	1992
648K1 - Exhaust Miscellaneous Component	
64780-02	2002
65569-86A	1998

65568-86A	1998
649A1 - Muffler	
65605-97	1997
65193-98A	1998
65613-97	1997
65589-00A	2001
65312-98A	1998
65576-00	2000
65179-00	2000
65585-00A	2001
65171-98A	2000
65177-98A	2000
65173-00	2000
65584-00	2000
64783-02	2002
654A1 - Exhaust Shield	
65419-86	1986
65719-95	1995
65596-00	2000
65590-00	2000
64860-99	1999
64861-99	1999
65600-00	2000
65712-95	1995
64784-02	2002
655C1 - Exhaust Mounting Bracket	
65599-80D	1985
656C1 - Header	
64785-02	2002
65573-00	2000

656E1 - Header Pipe	
65575-00	2000
659A1 - Exhaust Clamp	
65221-02	2002
65296-95A	1995
659B1 - Exhaust Flange	
65184-02	2002
660A1 - Battery	
66359-97	1997
65989-97C	1997
660B1 - Battery Pad	
62569-94	1994
660C1 - Battery Pan	
66194-98	1998
660D1 - Battery Strap	
66476-98	1998
660F1 - Negative Battery Cable	
70118-97	1997
70097-97	1997
660G1 - Positive Battery Cable	
70076-97	1997
660H1 - Positive Battery Cable Boot	
31662-90	1990
670A1 - Tachometer	
67042-99	1999
677A1 - Headlight	
67850-96	1996
68705-93A	1993
67603-94A	1994
68832-99	1999

67894-93A	1993
67973-98	1998
67763-92A	1993
67919-96	1996
68061-94B	1994
67834-83	1983
67725-63	1963
67901-96A	1996
67781-92A	1993
67705-92	1992
67882-96	1996
67972-98	1998
67698-81D	2001
67685-92	1992
67881-96B	1996
67771-08	2008
67963-98	1998
677B1 - Headlight sub-component	
67744-75	1975
67880-94	1994
67719-63	1963
677C1 - Headlight Support Bracket	
67805-92	1992
678A1 - Taillight	
68558-03	2003
68066-99A	2004
69187-03A	2003
68141-99A	1999
68792-96	1996
68142-04	2004

68830-99A	1999
68372-03	2003
68140-99A	1999
68296-99A	2004
68140-04	2004
68370-03A	2003
68141-04	2004
678B1 - Taillight Housing	
68513-95A	2010
678D1 - Turnsignal	
67822-88	1988
68975-00	2000
68480-02	2002
68978-00	2000
67828-88A	1988
68977-00	2000
67827-88A	1988
68972-00	2000
56104-02	2002
67829-88	1988
68540-96	1996
68516-95	1995
678E1 - Turnsignal Lens	
68973-00	2000
679B1 - Reflector	
59287-92	1992
59483-00	2000
59259-90	1990
59482-00	2000
59481-00	2000

59290-92	1992
59289-92	1992
59288-92	1992
59988-72A	1972
59251-90	1990
679D1 - License Plate Bracket	
60026-97	1997
60001-55	1955
59986-75	1975
59984-73	1973
680B1 - Emergency Light	
67691-92	1992
680C1 - Incandescent Bulb	
68833-99	1999
68572-64B	1964
68169-90A	1990
68168-89A	1989
68024-94	1994
68163-84	1984
68329-03	2003
68167-04	2004
53438-92	1992
690C1 - Horn	
69000014	2011
690D1 - Horn Bracket	
69135-96A	1997
692C1 - Electrical Miscellaneous Component	
68382-96	1996
60439-98	1998
68715-96	1996

71552-94	1994
72180-94	1994
72176-94	1994
692C2 - Electrical Mounting Bracket	
47937-98	1998
72375-98	1998
69123-92A	1992
66214-97	1997
67084-96	1996
67085-95	1995
46991-99	1999
67053-95	1995
69120-91	1991
67103-95	1995
66352-65	1965
69060-90F	2010
67320-95	1995
60429-97	1997
66367-97	1997
67338-97	1997
67088-96	1996
69062-91A	1991
692D1 - Fuse	
72347-94	1994
74599-77B	1977
692E1 - Fuse / Relay Block	
27266-98	1998
72216-94	1994
692F1 - Wire Harness	
70227-99	1999
68813-01	2001

26556-98	1998
70139-99	1999
68811-01	2001
32440-97	1997
67419-99	1999
68820-98	1998
70087-95	1995
72152-94	1994
68899-99	1999
70135-99	1999
26559-95	1995
68841-98	1998
68870-01	2001
70153-99	1999
692G1 - Conduit / Sheathing / Sleeving	
72366-95	1995
72268-94	1994
72249-94	1994
72266-94	1994
692G2 - Wire Guide	
29950-91	1991
27580-88	1988
692H1 - Connector	
73152-96BK	1996
74149-98	1998
70586-93	1993
72119-94BK	1994
72159-94	1994
72116-94BK	1994
72144-94	1994

72138-94GY	1994
72280-95	1995
24922-93	1993
27250-96B	1996
72124-94GY	1994
9848	Unknown
9847	Unknown
72113-94BK	1994
67184-94	1994
72399-98	1998
72102-94BK	1994
72156-94	1994
72139-94GY	1994
68650-92	1992
70587-93	1993
73198-96	1996
72199-94	1994
72153-94	1994
692H2 - Terminal	
9869	1999
72213-94	1994
9898	Unknown
72290-94	1994
72218-94	1994
72291-94	1994
9840	Unknown
9843	Unknown
9842	Unknown
9937	Unknown
74190-98	1998

72445-99TN	1999
72220-94	1994
72217-94	1994
692K1 - Connector / Terminal Seal	
68904-00	2000
74193-98	1998
72142-94	1994
72112-94BK	1994
68905-00	2000
692L1 - Wire Harness sub-component	
74191-98	1998
70345-84	1984
72195-94	1994
72231-98	1998
72214-94	1994
70585-93	1993
70504-81	1981
73190-96	1996
73103-96BK	1996
73156-96BK	1996
73106-96BK	1996
72230-98	1998
74109-98BK	1998
74195-98	1998
73153-96BK	1996
73158-96BK	1996
70068-96	1996
72143-94	1994
72033-93	1993
10200	Unknown
72106-94BK	1994

72405-98BK	1998
72103-94BK	1994
72163-94BK	1994
73191-96	1996
72146-94	1994
74159-98	1998
72190-94	1994
74119-98BK	1998
73104-96BK	1996
72405-98GN	1998
72056-92	1992
72295-94	1994
70578-89	1989
72191-94	1994
72046-79	1979
72158-94	1994
73154-96BK	1996
73108-96BK	1996
709B1 - Instrument Cluster or Speedometer	
67345-97	1997
67415-99A	1999
67037-98B	2003
67133-98	1998
67041-98B	1998
67416-99A	2003
67025-99A	2003
67283-99A	2003
67290-98B	1998
67436-99A	2003
67344-97	1997

67284-99A	1999
67285-99A	2003
714A1 - Ignition Switch	
71441-94	1994
714B1 - Mechanical Switch	
26558-94A	1994
31540-91	1991
33900-99	1999
714D1 - Relay	
31504-91B	2000
715A1 - Hand Control	
71684-06A	2006
67854-98	1998
71587-04	2004
71683-06A	2006
71564-96	1996
71563-96	1996
71568-96A	1996
71685-06A	2006
71682-06A	2006
71510-95	1995
71567-96	1996
71621-08	2008
747A1 - Voltage Regulator	
74523-94A	1994
903B1 - Key or Key-set	
71451-94A	1994

Common Service Parts

AUDIO & INSTRUMENTATION

[View interactive table](#)

PART NO.	DESCRIPTION	PART AND MODEL(S)
67880-94	BOOT	SPEEDOMETER & TACHOMETER: XL883 XL1200 XL883HUG XL883R XL1200S SPEEDOMETER - 883/1200 CUSTOM: XL883C XL1200C

BEARINGS, SEALS & HARDWARE

[View interactive table](#)

PART NO.	DESCRIPTION	PART AND MODEL(S)
10014	CLAMP	CARBURETOR (1 OF 2): All Models FUEL TANK: All Models OIL TANK & FILTER: All Models
10080	CLAMP	CRANKCASE (2 OF 2): All Models OIL TANK & FILTER: All Models
11105	O-RING	CRANKCASE (2 OF 2): All Models
11143	RETAINING RING	CLUTCH CONTROL: All Models FRONT BRAKE CONTROL: All Models
11165	QUAD SEAL	TRANSMISSION GEARS: All Models
11171	O-RING	ACCESS DOOR & PRIMARY COVER: All Models
11491A	GROMMET	FRAME, REAR FORK, & JIFFY STAND: All Models
12067B	OIL SEAL	TRANSMISSION GEARS: All Models
16715-83	STUD	CYLINDER, HEAD AND VALVES - V²™ EVOLUTION (1 OF 2): All Models
16800-84A	GASKET	ROCKER ARMS, COVERS & PUSH RODS: All Models
17358-84B	GASKET	ROCKER ARMS, COVERS & PUSH RODS: All Models
25463-94A	GASKET	ACCESS DOOR & PRIMARY COVER: All Models
26995-86B	SEAL	CARBURETOR (1 OF 2): All Models
2952A	SCREW	SEATS: All Models
3275	SCREW	CARBURETOR (1 OF 2): All Models
3655A	SCREW	FRONT WHEEL - CAST: XL883 XL1200 XL883HUG

[XL883R](#)

FRONT WHEEL - CAST:

[XL1200S](#)

[FRONT WHEEL - LACED: All Models](#)

3658

SCREW

HANDLEBAR & THROTTLE CONTROL:

[XL883](#)

[XL1200](#)

[XL883HUG](#)

[XL883R](#)

[XL1200S](#)

HANDLEBAR AND THROTTLE CONTROL - 883/1200 CUSTOM:

[XL883C](#)

[XL1200C](#)

[HANDLEBAR SWITCHES: All Models](#)

4132

SCREW

[OIL PUMP: All Models](#)

[CLUTCH CONTROL: All Models](#)

[FRONT BRAKE CONTROL: All Models](#)

41731-01

GASKET

FRONT BRAKE CONTROL:

[XL883](#)

[XL1200](#)

[XL883HUG](#)

[XL883C](#)

[XL883R](#)

[XL1200C](#)

FRONT BRAKE CONTROL:

[XL1200S](#)

[REAR BRAKE CONTROL: All Models](#)

41733-88

GASKET

FRONT BRAKE CONTROL:

[XL883](#)

[XL1200](#)

[XL883HUG](#)

[XL883C](#)

[XL883R](#)

[XL1200C](#)

43567-92

SCREW

[REAR WHEEL - CAST: All Models](#)

REAR WHEEL - LACED:

[XL883](#)

[XL1200](#)

[XL883HUG](#)

45378-87

OIL SEAL

FRONT FORK:

[XL883](#)

[XL1200](#)

[XL883HUG](#)

[XL883C](#)

[XL883R](#)

[XL1200C](#)

FRONT FORK - 1200 SPORT:

[XL1200S](#)

45405-75A

SCREW

FRONT FORK:

[XL883](#)

[XL1200](#)

[XL883HUG](#)

[XL883C](#)

[XL883R](#)

[XL1200C](#)

4740A	SCREW	<u>GEARCASE & COVER: All Models</u>
48300-60	ROLLER BEARING	<u>STEERING HEAD BRACKET ASSEMBLY: All Models</u>
53156-86	RUBBER BUSHING	HANDLEBAR & THROTTLE CONTROL: <u>XL883</u> <u>XL1200</u> <u>XL883HUG</u> <u>XL883R</u> <u>XL1200S</u> HANDLEBAR AND THROTTLE CONTROL - 883/1200 CUSTOM: <u>XL883C</u> <u>XL1200C</u>
59768-97	KIT FENDER SEAT NUT ASSEMBLY	<u>REAR FENDER & BELT GUARDS (1 OF 2): All Models</u>
63858-49	GASKET	<u>ROCKER ARMS, COVERS & PUSH RODS: All Models</u>
6516HW	WASHER	<u>BELTS & SPROCKETS: All Models</u> <u>REAR WHEEL - CAST: All Models</u> REAR WHEEL - LACED: <u>XL883</u> <u>XL1200</u> <u>XL883HUG</u>
65324-83B	GASKET	<u>EXHAUST SYSTEM: All Models</u> EXHAUST SYSTEM - 883R: <u>XL883R</u>
65325-83A	RETAINING RING	<u>EXHAUST SYSTEM: All Models</u> EXHAUST SYSTEM - 883R: <u>XL883R</u>
6702	WASHER	ACCESS DOOR & PRIMARY COVER: <u>XL1200C</u> <u>XL883C</u> ELECTRONIC IGNITION SYSTEM: <u>XL883</u> <u>XL1200</u> <u>XL883HUG</u> <u>XL883C</u> <u>XL883R</u> <u>XL1200C</u> <u>SHIFTER: All Models</u> SHIFTER - 883/1200 CUSTOM: <u>XL883C</u> <u>XL1200C</u> <u>REAR BRAKE CONTROL: All Models</u> HANDLEBAR & THROTTLE CONTROL: <u>XL883</u> <u>XL1200</u> <u>XL883HUG</u> <u>XL883R</u> <u>XL1200S</u> HANDLEBAR AND THROTTLE CONTROL - 883/1200 CUSTOM: <u>XL883C</u> <u>XL1200C</u> <u>REAR FENDER & BELT GUARDS (1 OF 2): All Models</u>

HEADLAMP & MIRROR (1 OF 2):

- [XL883](#)
- [XL1200](#)
- [XL883HUG](#)
- [XL883R](#)
- [XL1200S](#)

EXHAUST SYSTEM:

- [XL883](#)
- [XL1200](#)
- [XL883HUG](#)
- [XL883C](#)
- [XL1200C](#)
- [XL1200S](#)

SPEEDOMETER - 883/1200 CUSTOM:

- [XL883C](#)
- [XL1200C](#)

HORN:

- [XL883](#)
- [XL883HUG](#)
- [XL883C](#)
- [XL883R](#)
- [XL1200S](#)

7041	LOCKWASHER	HORN: XL1200 XL1200C
7593	NUT	EXHAUST SYSTEM: All Models EXHAUST SYSTEM - 883R: XL883R
8692	RIVET	REAR FENDER & BELT GUARDS (1 OF 2): All Models
9267	ROLLER BEARING	FRONT WHEEL - CAST: All Models FRONT WHEEL - LACED: All Models REAR WHEEL - CAST: All Models REAR WHEEL - LACED: XL883 XL1200 XL883HUG
943	SCREW	ACCESS DOOR & PRIMARY COVER: All Models
9955	CLAMP	EXHAUST SYSTEM: XL883 XL1200 XL883HUG XL883C XL1200C XL1200S EXHAUST SYSTEM - 883R: XL883R

BRAKING & SUSPENSION

[View interactive table](#)

PART NO.	DESCRIPTION	PART AND MODEL(S)
----------	-------------	-------------------

CHASSIS & COMPONENTS

[View interactive table](#)

PART NO.	DESCRIPTION	PART AND MODEL(S)
50005-85A	SPRING	FRAME, REAR FORK, & JIFFY STAND: All Models

ELECTRICAL

[View interactive table](#)

PART NO.	DESCRIPTION	PART AND MODEL(S)
70345-84	RETAINER	HANDLEBAR SWITCHES: XL883 XL1200 XL883HUG XL883R XL1200S
71621-08	STOP LAMP SWITCH KIT	HANDLEBAR SWITCHES: All Models
72023-51E	STOP LAMP SWITCH	REAR BRAKE CONTROL: All Models SWITCHES AND CIRCUIT BREAKERS: All Models

ENGINE, TRANSMISSION & PRIMARY

[View interactive table](#)

PART NO.	DESCRIPTION	PART AND MODEL(S)
18538-99C	TAPPET	ROCKER ARMS, COVERS & PUSH RODS: All Models
37909-90	RETAINING RING	CLUTCH: All Models
37911-90	FRICTION PLATE	CLUTCH: All Models

FOOT CONTROLS

[View interactive table](#)

PART NO.	DESCRIPTION	PART AND MODEL(S)
34611-65A	SHIFTER PEG	SHIFTER: XL883 XL1200 XL883HUG XL883R XL1200S SHIFTER - 883/1200 CUSTOM: XL883C

INTAKE, EXHAUST & FUEL MGMT

[View interactive table](#)

PART NO.	DESCRIPTION	PART AND MODEL(S)
27002-89	SEAL RING	CARBURETOR (1 OF 2): All Models
27361-76A	DIAPHRAGM	CARBURETOR (2 OF 2): All Models
29229-88D	CABLE	AIR CLEANER & ENRICHENER: All Models
65296-95A	CLAMP	EXHAUST SYSTEM: XL883 XL1200 XL883HUG XL883C XL1200C XL1200S

LIGHTING

[View interactive table](#)

PART NO.	DESCRIPTION	PART AND MODEL(S)
68168-89A	BULB	TURN SIGNALS: All Models TAIL LAMP: All Models
68329-03	BULB	HEADLAMP & MIRROR (2 OF 2): All Models
68572-64B	BULB	TURN SIGNALS: All Models
68973-00	LENS	TURN SIGNALS: All Models TURN SIGNALS: All Models

MAINTENANCE & TOOLS

[View interactive table](#)

PART NO.	DESCRIPTION	PART AND MODEL(S)
32362-04	SPARK PLUG	ELECTRONIC IGNITION SYSTEM: XL883 XL1200 XL883HUG XL883C XL883R XL1200C ELECTRONIC IGNITION SYSTEM - 1200 SPORT: XL1200S
63796-77A	OIL FILTER	OIL TANK & FILTER: XL1200C

63805-80A	OIL FILTER	<i>OIL TANK & FILTER:</i> XL883 XL1200 XL883HUG XL883C XL883R XL1200S
65989-97C	BATTERY	BATTERY: All Models
95582-47	WHEEL WEIGHT	<i>FRONT WHEEL - LACED:</i> XL883 XL1200 XL883HUG XL883C XL1200C <i>REAR WHEEL - LACED:</i> XL883 XL1200 XL883HUG
95594-84A	WHEEL WEIGHT	<i>FRONT WHEEL - CAST:</i> XL1200 XL1200S
95595-84A	WHEEL WEIGHT	<i>FRONT WHEEL - CAST:</i> XL883 XL883HUG XL883R REAR WHEEL - CAST: All Models

TIRES

View interactive table

PART NO.	DESCRIPTION	PART AND MODEL(S)
43157-83A	VALVE STEM ASSEMBLY	<i>FRONT WHEEL - CAST:</i> XL883 XL1200 XL883HUG XL883R XL1200S REAR WHEEL - CAST: All Models